

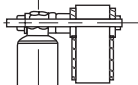

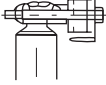
MONROE Trailer Retrofit Kits for Leaf Springs

Kit Selection

For installation of a retrofit on your light duty trailer, you need to determine what type of frame and suspension you have on your specific trailer. The frame types shown reflect mounting the shock on the inboard side. If ample clearance (about 4") exists between the frame and tire, outboard installation is acceptable.

Note that one kit is required for each axle, therefore tandem axle requires two kits.

Refer to the chart below, then select the appropriate kit or kits to complete installation. If you have a trailer which came originally equipped with shock absorbers, please refer to the shock absorber selection chart for a direct fit interchange.

Suspension Type	Frame Type		
	Rectangular Tube Frame 2" width x any height	C-Channel Frame with channel OUT	C-Channel/I-Beam Frame with channel IN
Leaf spring suspension Will not fit applications with rubber torsion axles			
1500/2500 lb axle 1-3/4" to 2" axle & 1-3/4" spring width (reference: typically having 10" to 13" wheels with 4 or 5 lugs)	RB514	RB514	RB514 plus RB513
3500/4600 lb axle with 2-3/8" axle & 1-3/4" spring width (reference: typically having 13" to 15" wheels with 5 lugs)	RB511	RB511	RB511 plus RB513
5000/5600 lb axle with 3" axle & 1-3/4" spring width (reference: typically having 15" wheels with 6 lugs)	RB512	RB512	RB512 plus RB513
7000 lb axle with 3" axle & 1-3/4" spring width (reference: typically having 16" or 16.5" wheels with 8 lugs)	RB512	RB512	RB512 plus RB513

Shock Absorber Selection

Determine the shock absorber required based on the centerline to centerline dimension at the vehicle static height taken on a level surface.

Requirement or Dimension	Monroe p/n	Comment	Typical Axle Use
When trailer equipped with shock absorbers originally: part number 19176 part number 19188 or U0109-1 part number 18864 & 18707	555001 555025 555002	Shock absorbers are packaged as a single piece, therefore you will need to obtain a pair for each axle.	original replacement original replacement original replacement
When using "Monroe" retrofit installation kit, following shock static length of centerline to centerline: 10" to 11-1/4" 11-3/8" to 13-1/4" 13-3/8" to 15-1/2" 15-5/8" to 16-3/4" 16-7/8" to 20"	555002 555003 555004 555005 555006	Shock absorbers are packaged as a single piece, therefore you will need to obtain a pair for each axle.	1500-3500 lb 2500-4600 lb 2500-5000 lb 3500-7000 lb 4600-7000 lb