











SCHOOL BUSES 		OEM	STANDARD		GAS	
						

BLUEBIRD BUS

2008-05	Vision					
	Front w/ Hendrickson (10000 GVW) Airtek	58913007L	—	—	65162	—
		58913008L	—	—	65162	—
		47170000456	—	—	65162	—
	Front w/ Hendrickson (8000 - 10000 GVW) SOFTEK	58913009L	—	—	65162	—
		0085990	—	—	65162	—
	Rear w/ Hendrickson Air Suspension	60998003	—	—	—	65505
—	All American					
	Front w/ Parabolic Leaf Spring	1658525	—	—	65121	—
	Front w/ Rockwell Axle	614966	74028	—	—	—
	Rear w/ Rockwell Axle	614966	—	74028	—	—
		614974	—	74006	—	—
		0823054	—	74006	—	—
	Rear w/ Spicer Axle	614966	—	74028	—	—
		614974	—	74006	—	—
		0823047	—	—	—	65407
		0823054	—	74006	—	—
	Front w/ Ridewell Air Suspension	1750785	—	—	65430	—
—	Buses w/ 35' Chassis	901968	74075	—	—	—
		3031350628	74075	—	—	—
—	Buses w/ MOR-RYDE Rear Suspension	U01094	—	—	—	34792
—	Buses w/ Neway Air Suspension	1526417	—	—	—	66607
		1667831	—	—	65119	—
		90044448	—	—	—	66610
—	Buses w/ O.E. Number	901813	74075	—	—	—
		0523047	74012	—	—	—
		0823054	74006	74006	—	—
		0961284	74406	74406	—	—
		1004167	74075	—	—	—
		1217934	74006	74006	—	—
—	Buses w/ Reyco Air Suspension	1668722	—	—	65421	—
		1668730	—	—	—	65420
		1722214	—	—	65421	—
		1722222	—	—	—	65420
—	Buses w/ Standard Flat Leaf Spring	614966	—	74028	—	—
		614974	—	74006	—	—
—	Q Bus (Rear Engine)					
	Front w/ 3" & 4" Parabolic Leaf Spring	1658533	—	—	65120	—
	Front w/ Leaf Spring	1317767	—	—	65119	—
		1667831	—	—	65119	—
	Front w/ Parabolic Leaf Spring	1658525	—	—	65121	—
	Front w/ Ridewell Air Suspension	1750785	—	—	65430	—
	Rear w/ 3" Parabolic Leaf Spring	1658533	—	—	—	65120
	Rear w/ Leaf Spring	1316546	—	—	—	66884
—	School Bus w/ 1" Mounting Pins	609180	—	74006	—	—
		614958	74001	—	—	—
		614966	74028	—	—	—
		614974	—	74006	—	—
		2050516	74001	—	—	—
—	School Bus w/ 3/4" Mounting Pins	2021459	—	—	66828	66828

SCHOOL BUSES 		OEM	STANDARD		GAS	
						
BLUEBIRD BUS — Continued						
—	TC2000 BUS					
	Front w/ 3" & 4" Parabolic Leaf Spring	—	—	—	65120	—
	Front w/ Leaf Spring	1317767	—	—	65119	—
		1667831	—	—	65119	—
	Front w/ Parabolic Leaf Spring	1658525	—	—	65121	—
	Front w/ Reyco Air Suspension	1668722	—	—	65421	—
		1722214	—	—	65421	—
	Rear w/ 3" Parabolic Leaf Spring (Old Style)	1658533	—	—	—	65120
	Rear w/ 3" Parabolic Leaf Spring (New Style)	1707405	—	—	—	65156
	Rear w/ Leaf Spring	1316546	—	—	—	66884
		1746163	—	—	—	65459
	Rear w/ Neway Air Suspension	90045050	—	—	—	65465
	Rear w/ Reyco Air Suspension	1668730	—	—	—	65420
		1722222	—	—	—	65420
BLUEBIRD BUS — Vision School Bus						
2007-05	All					
	w/ Leaf Spring Suspension	0088035	—	—	—	65166
		471700000464	—	—	—	65166
BROCKWAY MOTORS						
—	55 and 61 Passenger School Bus w/ 1" Rear Mounting Pins	—	—	74003	66841	—
—	55 and 61 Passenger School Bus w/ 3/4" Rear Mounting Pins	—	—	—	66841	—
—	Less than 55 Passenger School Bus	—	—	—	66841	—
CARPENTER BUS						
—	Coaches	—	—	—	—	66969
—	Coaches w/ O.E. Number	630001	—	—	65421	—
—	Front Engine Models	—	74025	—	—	—
CHEVROLET — G30 Series						
2002-96	3500 Series					
	Front	—	—	—	34741	—
	Rear w/ Dual Wheels	—	—	—	—	34756
CHEVROLET — School Buses						
2007-97	B6, B7 School Bus Chassis	15123676	—	—	65161	—
		15174898	—	—	65161	—
		15887728	—	—	65161	—
1998-92	B6, B7 School Bus Chassis	22064230	—	—	66628	—
1998-92	B6, B7 School Bus Chassis with 15000 lb. Taperleaf Spring	22064231	—	74077 65414	—	—
1998-92	B6, B7 School Bus Chassis with 15000, 19000, 21000 lb Multileaf Springs	22064232	—	—	—	66626
1996-92	B6 School Bus Chassis with 16900 lb Taperleaf Spring	22064489	—	74079 65469	—	—
1996-92	B6 School Bus Chassis with 19000, 21000 lb Taperleaf Springs	22064233	—	—	—	65413
		—	—	74076 65413	—	—
1989-79	S Chassis - School Bus	22002295	—	—	66913	—
		22017530	—	—	66913	—
		22017531	—	—	66913	—
1989-73	S Chassis - School Bus	22002294	—	—	34912	—
		22007752	—	—	34912	—
		22012095	—	—	—	66833
		22012166	—	—	—	66833
		—	—	—	66878	—
1989-73	S Chassis - School Bus — Exc. with 20,800 & 23,000 lb. Rear Axle	3192892	—	—	—	66878
		22012096	—	—	—	66878
		22012169	—	—	—	66878

SCHOOL BUSES



SCHOOL BUSES MONROE		OEM	STANDARD		GAS	

CHEVROLET — School Buses — Continued

1989-73	S Chassis - School Bus w/ 20,800 & 23,000 lb. Rear Axles	4940606	—	—	—	66833
		22012095	—	—	—	66833
		22012166	—	—	—	66833
1984-83	S Chassis - School Bus (S7T042)	3171069	74006	—	—	—
		22012065	74006	—	—	—
		22012095	—	—	—	66833
		22012166	—	—	—	66833
1980-73	R Chassis - Rear Engine Bus	5552451	74029	—	—	—
		5552452	—	74025	—	—
		5552456	—	74001	—	—
		22012090	74029	—	—	—
1980-73	S Chassis - School Bus	3192890	—	—	66833	—
		4940606	—	—	66833	—
		4975467	—	—	66886	—
		4975494	—	—	66886	—
		22002293	—	—	66833	—
		22007701	—	—	66833	—
		22007750	—	—	66886	—
		22007751	—	—	66833	—
		22012096	—	—	—	66878
1972-69	S-40, S-50, S-60 School Bus	3192892	—	—	66878	66878
		22012096	—	—	66878	66878
1968-63	S-40, S-50, S-60 School Bus	—	—	—	66833	66878
1962-60	S-40, S-50, S-60 School Bus	—	—	—	—	66878

DODGE — School Buses






1978-74	S-600, S-700	3633643	—	—	—	34853
		3732778	—	—	66859	—
1973-72	S-500, S-600	2516009	—	—	—	34853
		2825520	—	—	66810	—
1971-61	S-400, S-500 and S-600	—	—	—	66810	34853





FORD — B-Series - Bus Cowl Chassis

1997-94	B-700, B-800 w/ 52" Multileaf Spring	F4HT18045CB	—	—	66629	—
1997-94	B-700, B-800 with 14600 lb Multileaf Spring	F4HT18045EA	—	—	65482	—
1997-94	B-700, B-800 with 15000, 17500, 19000 lb Taperleaf Springs	F4HT18080AA	—	—	—	65103
		F4HT18080AB	—	—	—	65103
1997-94	B-700, B-800 with 21000 lb Taperleaf Spring	F4HT18080BA	—	—	—	65102
		F4HT18080BA	—	—	—	66423
1994-91	B-600, B-700, B-7000, B-800	F1HT18045AA	—	—	66861	—
1990-86	B-600, B-700, B-7000, B-800	D7HT18080DA	—	—	—	66891
		E0HT18045AA	—	—	66861	—
		E0HT18080AA	—	—	—	65118
1985-80	B-600, B-700, B-7000, B-800	D7HT18080DA	—	—	—	66891
		E0HT18045AA	—	—	66861	—
1979-77	B-600, B-750 w/ 18,500 lb. Axle	D7HT18080DA	—	—	—	66891
1979-70	B-500, B-600, B-700, B-750	D2TF18045GA	—	—	66860	—
		D2TF18080HA	—	—	—	66957
		D7HT18045GA	—	—	66860	—
		D7HT18080BA	—	—	—	66957
1969-61	B-500, B-600, B-700, B-750	D2TF18080HA	—	—	—	66957
		D7HT18080BA	—	—	—	66957
1969-61	B-500, B-600, B-700, B-750 w/ 4000, 4700 and 5000 lb. Axle	—	—	—	66829	—
1969-61	B-500, B-600, B-700, B-750 w/ 6000 & 7000 lb. Axle	C2TA18045A	—	—	66841	—

FREIGHTLINER — Business Class M2 Series - Conventional

—	6,000 to 13,000 GVW	1012388000	—	—	65140	—
		1012388000	—	—	66425	—
		1012390000	—	—	65140	—
		1012390000	—	—	66425	—
		1012396000	—	—	65140	—
		1012396000	—	—	66425	—

SCHOOL BUSES 		OEM	STANDARD		GAS	
						
FREIGHTLINER — Business Class M2 Series - Conventional — Continued						
—	10,000 to 13,000 GVW	1614259000	—	—	—	65489
—	M2 Series (Drive Axle) w/ 52" Spring (10000-15000lb.)	1616486000	—	—	—	66407
—	M2 Series (Drive Axle) w/ 52" Spring (18000-23000lb.)	1616442000	—	—	—	66407
—	M2 Series (Drive Axle) w/ 60" Spring (18000-23000lb.)	1615765000	—	—	—	65153
—	M2 Series (Drive Axle) w/ Low Profile Air Suspension (10000-15000lb.)	1614259000 1616577000	—	74433 74433	—	65489 65489
FREIGHTLINER — Custom Chassis						
—	F65 School Bus Chassis (Steering Axle) w/ Taperleaf Spring	6803230300	—	—	65482	—
—	F65 School Bus Chassis (Drive Axle) w/ Taperleaf Spring	6803260000 654725	—	—	—	66615 66615
GILLIG BUS						
—	School Bus w/ 1" Mounting Pins	53176 200171 70034 680009	— 74006 74028 74028	— 74006 74028 74028	66957 — — —	66957 — — —
—	School Bus w/ 3/4" Mounting Pins	57113 57131 695110	— — —	— — 74415	66828 — —	— 66841 —
GMC — G3500 Series						
2002-96	3500 Series					
	Front	—	—	—	34741	—
	Rear w/ Dual Wheels	—	—	—	—	34756
	Rear w/ Single Wheel	—	—	—	—	34763
GMC — School Buses						
1998-92	B6, B7 School Bus Chassis	22064230	—	—	65161	—
1998-92	B6, B7 School Bus Chassis with 15000 lb. Taperleaf Spring	22064231	—	74077 65414	—	—
1998-92	B6, B7 School Bus Chassis with 15000, 19000, 21000 lb Multileaf Springs	22064232	—	—	—	66626
1996-92	B6 School Bus Chassis with 16900 lb Taperleaf Spring	22064489	—	74079 65469	—	—
1996-92	B6 School Bus Chassis with 19000, 21000 lb Taperleaf Springs	—	—	74076 65413	—	—
1989-79	S Chassis - School Bus	22002295 22007753 22017530 22017531	— — — —	— — — —	66913 66913 66913 66913	— — — —
1989-76	S Chassis - School Bus	22002294 22007752	— —	— —	34912 34912	— —
1989-73	S Chassis - School Bus — Exc. with 20,800 & 23,000 lb. Rear Axle	3192892 22012096 22012169	— — —	— — —	— — —	66878 66878 66878
1989-73	S Chassis - School Bus w/ 20,800 & 23,000 lb. Rear Axles	4940606 4975494 22007750 22012095 22012166	— — — — —	— — — — —	— 66886 66886 — —	66833 — — 66833 66833
1980-73	R Chassis - Rear Engine Bus	5552451 5552452 5552456 22012090	74029 — — 74029	— 74025 74001 —	— — — —	— — — —
1980-73	S Chassis - School Bus	3192890 4940606 22002293 22007701 22007751	— — — — —	— — — — —	66833 66833 66833 66833 66833	— — — — —






SCHOOL BUSES 		OEM	STANDARD		GAS	
						





GMC — School Buses — Continued

1975-73	S Chassis - School Bus	4975467	—	—	66886	—
		4975494	—	—	66886	—
		22007750	—	—	66886	—
1972-69	School Bus	3192892	—	—	66878	66878
		22012096	—	—	66878	66878
1968-63	School Bus	—	—	—	66833	66878
1962-60	School Bus	—	—	—	—	66878

INTERNATIONAL — Buses

—	173 FC, 183 FC, 183 RE, 193 RE	204994R91	—	—	66957	—
		453561C91	—	—	66957	—
		453565C91	—	—	66957	—
		467371C91	—	—	66957	—
—	173FC & 183FC — Exc. Axle Codes 14149 & 14189	—	—	—	—	66891
—	173FC & 183FC w/ Axle Codes 14149 & 14189	210535R91	—	—	—	66957
		453568C91	—	—	—	66957
		467372C91	—	—	—	66957
—	183 RE w/ Axle Codes 14043, 14147 & 14186	210533R91	—	—	—	66957
		210534R92	—	—	—	66957
		453562C91	—	—	—	66957
		467371C91	—	—	—	66957
—	193 RE	210920R91	74029	—	—	—
		453579C91	74029	—	—	—
—	193 RE — Exc. Axle Codes 14039 & 14189	210533R91	—	—	—	66957
		210534R92	—	—	—	66957
		453562C91	—	—	—	66957
		467371C91	—	—	—	66957
—	1603	467983C91	—	—	66828	—
		471201C91	—	—	66828	—
—	1603, 1703, 1803 & 1853	206620R91	—	—	—	66841
		206621R91	—	—	—	66841
		308649C91	—	—	—	66841
		308650C92	—	—	—	66841
		329316C92	—	—	—	66828
		360444C91	—	—	—	66828
		383379C91	—	—	—	66860
		453564C91	—	—	—	66828
		453567C91	—	—	—	66841
		453570C91	—	—	—	66841
		453575C91	—	—	—	66860
		467983C91	—	—	—	66828
		471203C91	—	—	—	66860
		873622C91	—	—	—	66860
—	1603, 1703, 1803 & 1853 — Exc. Axle Codes 02054, 02057, 02059, 02089, 02091, 02098, 02101, 02109, 02139, 02208, 02218, 02228, 02309, 02329, 02339	308668C91	—	—	66828	—
		453556C91	—	—	66828	—
		467985C91	—	—	66828	—
		874695R91	—	—	66828	—
—	1603, 1703, 1803 & 1853 w/ Axle Codes 02054, 02057, 02059, 02098, 02101, 02109, 02139, 02208, 02218, 02228, 02309, 02329, 02339	329316C92	—	—	66828	—
		453564C91	—	—	66828	—
		467983C91	—	—	66828	—
—	1603, 1703, 1803 & 1853 w/ Axle Codes 02089, 02091	206620R91	—	—	66841	—
		308649C91	—	—	66841	—
		453567C91	—	—	66841	—
		467984C91	—	—	66841	—
—	1723 S Series w/ Front Axle Codes 02071, 02073, 02101	472367C91	—	—	66921	—
—	1723, 1823, 1853 Series w/ International Corporate Air Suspension	501553C91	—	74420	—	65409
		1675455C1	—	74420	—	65409
		1690035C1	—	74420	—	65409
		2018987C1	—	74420	—	65409

SCHOOL BUSES 		OEM	STANDARD		GAS	
						
INTERNATIONAL — Buses — Continued						
—	1723, 1823, 1853 Series w/ Neway ARD-234 Air Suspension	537524C91	—	—	—	66638
—	1823 S Series — Exc. with Rear Axle Codes 14029, 14030, 14187	501906C91	—	—	—	66924
—	1823 S Series w/ Rear Axle Codes 14029, 14030, 14187	501905C91	—	—	—	66922
—	1823, 1853 S Series w/ Front Axle Codes 02109, 02118, 02309, 02127, 02139, 02329, 02339	472411C91 472412C91 586724C91	— — —	— — —	66923 66923 66923	— — —
—	1853 DFCF3	210920R91 453579C91	74029 74029	— —	— —	— —
—	1853 FC & 1853 DFC	204994R91 453561C91 453565C91 467371C91	— — — —	— — — —	66957 66957 66957 66957	— — — —
—	1853 FC & 1853 DFC w/ Axle Code 14136	210919R91 308664C91 453574C91	— — —	74001 74001 74001	— — —	— — —
—	1853 FC & 1853 DFC w/ Axle Code 14149 with FD Serial Numbers	453567C91	—	—	—	66841
—	1853 FC & 1853 DFC w/ Axle Codes 14039, 14139, 14149 & 14189 — Exc. 14149 with FD Serial Numbers	210533R91 210534R92 453562C91 467371C91	— — — —	— — — —	— — — —	66957 66957 66957 66957
—	1853 FC & 1853 DFC w/ Axle Codes 14044, 14045, 14060, 14145, 14146, 14150 and 14186	210919R91 308664C91 453574C91	— — —	74001 74001 74001	— — —	— — —
INTERNATIONAL — Series 3000 - School Bus Chassis & Bus Chassis						
—	3000, 3400 Series w/ 6000 - 8000 lb. Axle	3533356C1 3533356C1	— —	— —	65143 66422	— —
—	3000, 3400 Series w/ 10000 - 14000 lb. Axle	3533357C1	—	—	65144	—
—	3700, 3800 Series	472412C91 501906C91 540395C92 1660846C91	— — — —	— — — —	66923 — 66605 —	— 66924 — 66683
—	3700, 3800 Series w/ International Corporate Air Suspension	501553C91 1675455C1 1690035C1 2018987C1	— — — —	74420 74420 74420 74420	— — — —	65409 65409 65409 65409
—	3700, 3800 Series w/ Neway ARD-234 Air Suspension	537524C91	—	—	—	66638
—	3900 Genesis Front Engine	2200327C1	74080	—	—	—
—	3900 Genesis Front Engine w/ International Corporate Air Suspension	2018987C1	—	—	—	65409
—	3900 Pusher Rear Engine	501906C91 2039549C1	— 74426	— —	— —	66924 —
—	3900FC Series	467371C91 1677707C1 2015557C1	— — 74426	— — —	66957 65108 65108	66957 — —
—	AMTRAM Bus Series	501906C91	—	—	—	66924
INTERNATIONAL — Series 4300i School Bus Chassis						
—	4300i Series	—	—	—	65144	65409
INTERNATIONAL — Series 7000						
—	BE200 Small Bus Chassis, w/ 7000 GVW Axle	3605735C1	—	—	66412	—
—	BE200 Small Bus PB40500	3609400C1	—	—	—	66924
MATSON SCHOOL BUS						
—	O.E. Number	5392387	74025	74025	—	—

SCHOOL BUSES 		OEM	STANDARD		GAS	
						

ONIEDA PRODUCTS

—	Heavy Duty Suspension	—	74001	74001	—	—
—	Models w/ Standard Suspension	—	—	—	66841	66841

THOMAS BUILT BUS

—	O.E. Number	630001	—	74029	—	—
		651442	—	—	—	66923
		680010	74006	—	—	—
		680054	—	74001	—	—
		61300285	—	—	—	66923

THOMAS BUILT BUS — Type A Minotour School Bus

—	Mintour School Bus w/ Chevrolet or GMC Chassis w/ Dual Rear Wheels	—	—	—	34741	34756
—	Mintour School Bus w/ Chevrolet or GMC Chassis w/ Single Rear Wheels	—	—	—	34741	34763
—	Mintour School Bus w/ Ford E350 Chassis w/ Single Rear Wheels	—	—	—	34760	34761
—	Mintour School Bus w/ Ford E450 Chassis w/ Dual Rear Wheels	—	—	—	34760	34761

THOMAS BUILT BUS — Type C Conventional School Bus

—	Conventional School Bus (Steering Axle) w/ Taperleaf Spring	6803230300	—	—	65482	—
		GBL665538	—	—	65482	—
—	Conventional School Bus (Drive Axle) w/ Taperleaf Spring	6803260000	—	—	—	66615
		GBL654725	—	—	—	66615
—	Conventional w/ Freightliner M2 Chassis	1012388000	—	—	65140	—
		1012388000	—	—	66425	—
		1012390000	—	—	65140	—
		1012390000	—	—	66425	—
		1012396000	—	—	65140	—
		1012396000	—	—	66425	—
		1615765000	—	—	—	65153

THOMAS BUILT BUS — Type D Saf-T-Liner School Bus

—	MVP Pusher	87002	—	—	—	65407
		728802	—	—	—	65407
		61300240	—	—	65140	—
		61300240	—	—	66425	—
		61310101	—	—	—	65407
—	Saf-T-Liner School Bus MVP-ER & MVP-EF	61300219	—	—	65141	—
		61300222	—	—	65141	—
		61300223	—	—	65141	—
		61300224	—	—	65140	—
		61300224	—	—	66425	—
		61310107	—	—	—	65108
		61310119	—	—	—	65108