




TRUCKS, TRAILERS AND SUSPENSIONS		OEM	MONROE MAGNUM				CAB SHOCK
			STANDARD		GAS		
							
<b>ADVANCE</b>							
—	Cement Mixer (Front Model)	85334 680087	— —	— —	65531 65531	— —	— —
<b>ALLCO TRAILER</b>							
—	Neway, Hendrickson (Turner) or Reyco Suspension	—	—	—	100	—	—
<b>ARVIN MERITOR</b>							
—	RHP11 w/ Air Suspension ES230	85919 A3280M9711 A7805L1000	— — —	— — —	— — —	65503 65503 65503	— — —
—	Trailer Air Suspension FS230T	87015 671020 671507 21227751 A7805L1026	— — — — —	— — — — —	— — — — —	65525 65525 65525 65525 65525	— — — — —
<b>AUTO CAR</b>							
1971-70	A42B, A64B, A42F, A64F to Jan 1971	28R010	—	—	66841	—	—
1976-71	A42B, A64B, A42F, A64F, DC87T, DC9364 after Jan 1971	031106460	—	—	66833	—	—
2002-81	ACM, ACL Models	359013201 373013201	— —	— —	— 65469	65466 —	— —
—	Air Suspension	359013201 8026658 8071524 8071524	— — — —	— — — —	— — — —	65466 65415 65406 66430	— — — —
—	C-65-T; C-70-T; C-70-TS; C-75; C-90-T; DC-74; DC-75; DC-102; DC-104	—	—	—	66841	—	—
—	Front Single Shock Absorber	373013202	—	—	66715	—	—
—	O.E. Number	28CFG910 660186 849246 1011839	— — — —	— — — —	66841 66841 66841 66841	— — — —	— — — —
<b>BENSON TRAILER</b>							
—	Neway, Hendrickson (Turner) or Reyco Suspension	—	—	—	100	—	—
—	Platform Trailer w/ Neway Air Suspension	90044089	—	—	—	65418	—
<b>BINKLEY</b>							
—	Trailers with AirLite Suspension	6898 16965	— —	— —	— —	66884 66884	— —
<b>BROCKWAY MOTORS</b>							
—	88-WH; 128-W; 154-W	—	—	—	66841	—	—
—	257T, 260S, 260T	—	—	—	66886	—	—
—	300, 400 & 500 Series w/ 1" Mounting Pins	—	—	—	65449	—	—
—	300, 400 & 500 Series w/ 3/4" Mounting Pins	—	—	—	66828	—	—
—	O.E. Number	14QK281P10 14QK282P3 152412 508657 515231 530873 532397	— — — — — — —	— — — — — — —	65442 66841 66891 65449 65407 66886 65449	— — — — — — —	— — — — — — —
<b>BUILT RITE (CITY WELDING) TRAILER</b>							
—	Air Suspension	31806100	—	—	—	66884	—
<b>CASCADE TRAILER</b>							
—	Air Suspension	1201	—	—	—	66884	—

**100** Check to see which Suspension is on the Trailer. Then see the correct Suspension Manufacturer listed in the Axle Suspension section.

PART NUMBER IN LIGHT FACE TYPE IS SUPERSEDING OR REPLACING THIS PART NUMBER

COMMERCIAL  
VEHICLES

RECREATIONAL  
VEHICLES

SCHOOL  
BUSES

BUSES &  
COACHES





TRUCKS, TRAILERS  
& SUSPENSIONS

INTERCHANGES





NUMERICAL  
LISTINGS

MOUNTING &  
LENGTH BY PART





MOUNTING &  
LENGTH BY MOUNT





TRUCKS, TRAILERS AND SUSPENSIONS		OEM	MONROE MAGNUM				CAB SHOCK
			STANDARD		GAS		
							
<b>CHALLENGE COOK</b>							
—	Cement Truck (Steering Controls) (Bearing End Mount)	632147 632447	—	—	—	66504 66504	—
—	Cement Truck (Steering Controls) (Bushing & Sleeve Mount)	630811 632155 1540212 1540459	—	—	—	66502 66502 66502 66502	—
<b>CHALMERS SUSPENSION</b>							
—	500, 600, 700 Series Suspension	665174	—	—	—	66636	—
—	800 Series Suspension High Mount Low Mount	800670 800781	—	—	—	65463 65442	—
—	1023, 1030, 1040 Single Axle Suspension	665174 665174	—	—	—	65433 66636	—
<b>CHEVROLET — 9000 Series</b>							
1986-77	M, N Chassis - 114" BBC Conventional & 108" BBC Aluminum Conventional Cab	3171069 22012065 22046483	—	—	—	65439 65439 65439	—
1986-77	M, N Chassis - 114" BBC Conventional & 108" BBC Aluminum Conventional Cab w/ Rear GM Air-Ride Suspension (4 Req'd.)	3171069 22046483	—	—	—	65455 65455	—
1986-70	D, F Chassis - 54" BBC Aluminum Tilt Cab	3171069 22012065 22046483	—	—	—	65439 65439 65439	—
1986-70	D, F Chassis - 54" BBC Aluminum Tilt Cab w/ Rear GM Air- Ride Suspension (4 Req'd.)	3171069 22012065 22046483	—	—	—	65455 65455 65455	—
1986-70	H, J Chassis - 92" BBC Conventional Cab	3171069 22046483	—	—	—	65439 65439	—
1980-70	T, W Chassis - 72" BBC Steel Tilt Cab	5552452 22012091	—	—	—	—	—
1972-70	54" BBC Aluminum Tilt Cab 6 x 4	3171069 22046483	—	—	—	65439 65439	65455 65455
1972-70	92" & 114" BBC Conventional Cab — Exc. 6 x 4	4940614 4963854	—	—	—	66841 66841	—
1972-70	92" & 114" BBC Conventional Cab 6 x 4	3171069 22046483	—	—	—	65439 65439	65455 65455
<b>CHEVROLET — C-Series/Kodiak (Inc. C40-C70 &amp; C4500-C8500)</b>							
2009-08	C Chassis - Conventional Cab with 13500 & 15000 lb. Leaf Spring	15200621	—	—	—	66626	—
2009-08	Conventional Cab (Steering Axle)	15174898 88982682	—	—	—	65161 65161	—
2009-03	C4500, C5500 Conventional Cab (Drive Axle) w/ Taperleaf Suspension	15185643 15185644	—	—	—	65172 65172	—
2009-03	C Chassis - Conventional Cab with 16,900 & 17950 lb. TaperLeaf Spring (Low Profile Vehicle)	88963409 22064489 21998392	—	—	—	65173 65173 65173	—
2009-03	Conventional Cab (Drive Axle) w/ Hendrickson Air Suspension (21000 lb. & 23000 lb.)	12474915	—	—	—	65479	—
2008-05	C Chassis - Conventional Cab with 15000, 17000, 18000, 19000, 21000 & 27000 lb. Leaf Spring	—	—	—	—	66626	—
2008-04	C6500-C8500 Models - Conventional Cab with 12,000 lb - 17,000 lb Leaf Springs (Low Profile Vehicle)	88982685 15174901 50722	—	—	—	65169 65169 65169	—
2008-04	C6500-C8500 Models - Conventional Cab with 19,000 lb Leaf Springs	88982687 15174903 50723	—	—	—	65169 65169 65169	—

POUR LES NOTES EN FRANÇAIS, CONSULTER LA TABLE DE MATIÈRES. PARA LAS NOTAS AL PIE DE LA PÁGINA ESPAÑOLAS REFIERA AL CONTENIDO.

TRUCKS, TRAILERS AND SUSPENSIONS		OEM	MONROE MAGNUM				CAB SHOCK
			STANDARD		GAS		
							
<b>CHEVROLET — C-Series/Kodiak (Inc. C40-C70 &amp; C4500-C8500) (Cont.)</b>							
2007-97	Conventional Cab (Steering Axle)	15123676 15174298 15174898 15192385 15588554 15887728 22064230 88982682	— — — — — — — —	— — — — — — — —	65161 65161 65161 65161 65161 65161 65161 65161	— — — — — — — —	— — — — — — — —
2002-90	Conventional Cab (Drive Axle) w/ 11,000 lb - 15,000 lb Taperleaf Springs	22064231	—	—	—	65414	—
2002-97	Conventional Cab (Drive Axle) w/ 15000, 23500 lb. Multileaf Springs	22064232	—	—	—	66626	—
2002-97	Conventional Cab (Drive Axle) w/ 16900 lb. Taperleaf Springs	22064489	—	—	—	65469	—
2002-97	Conventional Cab (Drive Axle) w/ 23000 lb. Taperleaf Springs	22064233	—	—	—	65413	—
2002-97	Conventional Cab (Drive Axle) w/ Hendrickson Air Suspension	12474915 15963161 15740554 12474917 4790229	— — — — —	— — — — —	— — — — —	65412 65479 65420 65420 65420	— — — — —
1996-90	C Chassis - Conventional Cab	15588554 22064230	— —	— —	65161 65161	— —	— —
1996-90	C Chassis - Conventional Cab with 15000, 19000, 21000 lb Multileaf Springs	22064232	—	—	—	66626	—
1996-90	C Chassis - Conventional Cab with 16900 lb - 21,000 lb Taperleaf Spring (Low Profile Vehicle)	22064489	—	—	—	65469	—
1996-90	C Chassis - Conventional Cab with 19000, 21000 lb Taperleaf Springs	22064233	—	—	—	65413	—
1989-76	C, M Chassis - 97" BBC Conventional Cab	22002294 22002295 22007752 22007753 22012095 22012096 22012166 22012169 22017530 22017531	— — — — — — — — — —	— — — — — — — — — —	66637 66913 66637 66913 — — — — 66913 66913	— — — — 66833 66878 66833 66878 — —	— — — — — — — — — —
1989-76	C, M Chassis - Conventional Cab	22002294 22007752 —	— — —	— — —	66637 66637 65116	— — —	— — —
1989-76	C, M Chassis - Conventional Cab w/ 9000 & 12000 lb. Axle	22002295 22017530 22017531	— — —	— — —	66913 66913 66913	— — —	— — —
1989-73	C Chassis - Conventional Cab	22012095 22012166	— —	— —	— —	66833 66833	— —
1989-73	C Chassis - Conventional Cab — Exc. with 20,800 & 23,000 lb. Rear Axle	3192892 22012096 22012169	— — —	— — —	— — —	66878 66878 66878	— — —
1989-73	C Chassis - Conventional Cab w/ 20,800 & 23,000 lb. Rear Axles	4940606 22012095 22012166	— — —	— — —	— — —	66833 66833 66833	— — —
1986-73	H, J, M Chassis - 92" & 114" BBC Conventional Cab	3171069 22046483	— —	— —	65439 65439	— —	— —
1982-79	H, J Chassis - 92" BBC Conventional Cab 4 x 2 w/ Air Suspension	3171069 22012065 22046483	— — —	— — —	— — —	65455 65455 65455	— — —

COMMERCIAL VEHICLES  
RECREATIONAL VEHICLES  
SCHOOL BUSES  
BUSES & COACHES  
TRUCKS, TRAILERS & SUSPENSIONS  
INTERCHANGES  
NUMERICAL LISTINGS  
MOUNTING & LENGTH BY PART  
MOUNTING & LENGTH BY MOUNT

TRUCKS, TRAILERS AND SUSPENSIONS		OEM	MONROE MAGNUM				CAB SHOCK
			STANDARD		GAS		
							
<b>CHEVROLET — C-Series/Kodiak (Inc. C40-C70 &amp; C4500-C8500) (Cont.)</b>							
1982-73	H, J Chassis - 92" BBC Conventional Cab 4 x 2 w/ Axle F090, F120	3171069 22012065 22046483	— — —	— — —	65439 — 65439	65455 65455 65455	— — —
1981-77	H, J Chassis - 92" BBC Conventional Cab	4963854 4984526	— —	— —	66841 66841	— —	— —
1981-73	H, J Chassis - 92" BBC Conventional Cab w/ V-6, V-8 Diesel Engines	4940614 4963854	— —	— —	66841 66841	— —	— —
1980-79	W Chassis - 72" BBC Steel Tilt Cab	22002293 22007751	— —	— —	66833 66833	— —	— —
1980-75	C, M Chassis - Conventional Cab	4975510	—	—	66878	—	—
1980-73	C Chassis - Conventional Cab	3192892 22012096 22012169	— — —	— — —	— — —	66878 66878 66878	— — —
1980-73	C, M Chassis - Conventional Cab	4940606 4975467 4975494 22007750 22012095 22012166	— — — — — —	— — — — — —	— 66886 66886 66886 — —	66833 — — — 66833 66833	— — — — — —
1980-73	C, T Chassis - Conventional & Tilt Cab w/ 5000 & 7000 lb. Axle	3192890 4940606 4940662 4975497 22002293 22007701 22007751 22012095	— — — — — — — —	— — — — — — — —	66833 66833 66833 66833 66833 66833 66833 66833	— — — — — — — —	— — — — — — — —
1980-73	R Chassis - Rear Engine Bus	5552451 5552452 5552456 22012090 22012091	— — — — —	— — — — —	65407 — — 65407 —	— 65476 65471 — 65476	— — — — —
1976-75	C, M Chassis - Conventional Cab	4975510	—	—	66878	—	—
1976-75	C, M Chassis - Conventional Cab w/ 9000 & 12000 lb. Axle	4975511	—	—	66913	—	—
1975-73	C, M Chassis - Conventional Cab w/ 5000 & 7000 lb. Axle	4975467 4975494 22007750	— — —	— — —	66886 66886 66886	— — —	— — —
1975-73	C, M Chassis - Conventional Cab w/ 9000 & 12000 lb. Axle	3192890 4940606 4975497 22002293 22007751 22012095	— — — — — —	— — — — — —	66833 66833 66833 66833 66833 66833	— — — — — —	— — — — — —
1972-71	All — Exc. Tilt Cab	3192892 22012096	— —	— —	66878 66878	— —	— —
1972-71	Conventional Cab & Tilt Cab w/ 9000 & 11000 lb. Axles	4940606 22012095	— —	— —	— —	66833 66833	— —
1972-71	TDM 4 Cycle Detroit Diesel w/ Tandem Axle — Exc. Tilt Cab	4940606 22012095	— —	— —	— —	66833 66833	— —
1972-69	All — Exc. Tilt Cab	3192892 22012096	— —	— —	66878 66878	66878 66878	— —
1972-66	72" BBC Steel Tilt Cab w/ V-6 2 Cycle Diesel Engine	3171462 3192890 22012095	— — —	— — —	66833 66833 66833	— — —	— — —
1972-66	72" BBC Steel Tilt Cab w/ V-6 2 Cycle Diesel Engine 17201 and 17221 Axle	3192892 22012096	— —	— —	— —	66878 66878	— —

TRUCKS, TRAILERS AND SUSPENSIONS		OEM	MONROE MAGNUM				CAB SHOCK
			STANDARD		GAS		
							
<b>CHEVROLET — C-Series/Kodiak (Inc. C40-C70 &amp; C4500-C8500) (Cont.)</b>							
1972-66	72" BBC Steel Tilt Cab w/ V-6 2 Cycle Diesel Engine 19101 and 19201 Axle	4940600	—	—	—	66638	—
1972-66	92" BBC Conventional Cab	3171068	—	—	66841	—	—
		3192657	—	—	66841	—	—
		4940614	—	—	66841	—	—
		4963853	—	—	66841	—	—
		4963854	—	—	66841	—	—
1972-66	92" BBC Conventional Cab w/ 7000 & 9000 lb. Axles — Exc. 2-Leaf Softride	3171069	—	—	65439	—	—
		22046483	—	—	65439	—	—
1972-66	Conventional Cab w/ Tapered 2-Leaf Softride 7000 & 9000 lb. Rating and F070, F090, F120 Axle (7000, 9000, & 12000 lb.)	3171068	—	—	66841	—	—
		3192657	—	—	66841	—	—
		4940614	—	—	66841	—	—
		4963854	—	—	66841	—	—
1972-66	Conventional Cab w/ Tapered 2-Leaf Softride 11000 lb. Rating and F120 Axle (12000 lb.)	3171069	—	—	65439	—	—
		22046483	—	—	65439	—	—
1970-69	All — Exc. Tilt Cab	3192892	—	—	—	66878	—
		22012096	—	—	—	66878	—
1970-69	D-D Forward Control w/ 9000 & 11000 lb. Axles — Exc. Tilt Cab	3192892	—	—	66878	—	—
		22012096	—	—	66878	—	—
1970-69	D-D Forward Control w/ Tilt Cab	4940606	—	—	66833	—	—
		22012095	—	—	66833	—	—
1969-68	9000 & 11000 lb. Axles — Exc. Tilt Cab	4940606	—	—	66833	—	—
		22012095	—	—	66833	—	—
1969-66	72" BBC Steel Tilt Cab	5544060	—	—	65471	—	—
1968	Cowl — Exc. School Bus	3192892	—	—	66878	—	—
		22012096	—	—	66878	—	—
1968-67	TDM 4 Cycle Detroit Diesel w/ Tandem Axle — Exc. Tilt Cab	3192892	—	—	—	66878	—
		22012096	—	—	—	66878	—
1968-63	All — Exc. M, V, W Tandem Models and 92" BBC Conventional Cab	—	—	—	66833	66878	—
1968-63	C-40, P-40, C-50, T-50, M-50, C-60, T-60, M-60	—	—	—	66833	66878	—
1968-63	M, V, W Tandem Models	—	—	—	66833	—	—
1962	Truck and School Bus w/ I-Beam Axle — Exc. Tandem Rear	—	—	—	65471	66878	—
1962-60	Standard and Heavy Duty Truck (2 Ton)	—	—	—	—	66878	—
<b>CHEVROLET — T-Series (T5500, T6500, T7500, T8500)</b>							
2009-06	Tilt Cab w/ 15000 lb - 23,000 lb Axles	88982685	—	—	—	65169	—
		88982687	—	—	—	65169	—
		15174901	—	—	—	65169	—
		15174903	—	—	—	65169	—
		50722	—	—	—	65169	—
		50723	—	—	—	65169	—
2007-03	Tilt Cab (Steering Axle)	15123676	—	—	65161	—	—
		15174898	—	—	65161	—	—
		88982682	—	—	65161	—	—
		15174298	—	—	65161	—	—
		15588554	—	—	65161	—	—
		15887728	—	—	65161	—	—
		15192385	—	—	65161	—	—
		22064230	—	—	65161	—	—
2002-97	Tilt Cab (Steering Axle) FL1 Axle 8103 lbs. — Exc. Low Profile	22064805	—	—	65468	—	—
		22064805	—	—	66434	—	—
		22165188	—	—	65468	—	—
		22165188	—	—	66434	—	—
2002-97	Tilt Cab (Steering Axle) FL1 Axle Low Profile	22064804	—	—	65413	—	—
		22165187	—	—	65413	—	—

PART NUMBER IN LIGHT FACE TYPE IS SUPERSEDING OR REPLACING THIS PART NUMBER

COMMERCIAL  
VEHICLES

RECREATIONAL  
VEHICLES

SCHOOL  
BUSES

BUSES &  
COACHES





TRUCKS, TRAILERS  
& SUSPENSIONS

INTERCHANGES

NUMERICAL  
LISTINGS

MOUNTING &  
LENGTH BY PART





MOUNTING &  
LENGTH BY MOUNT

TRUCKS, TRAILERS AND SUSPENSIONS		OEM	MONROE MAGNUM				CAB SHOCK
			STANDARD		GAS		
							
<b>CHEVROLET — T-Series (T5500, T6500, T7500, T8500) (Cont.)</b>							
2002-97	Tilt Cab (Steering Axle) FL2 Axle 11025 lbs.	22064807	—	—	65468	—	—
		22064807	—	—	66434	—	—
		22166442	—	—	65468	—	—
		22166442	—	—	66434	—	—
2002-97	Tilt Cab (Steering Axle) FL3 Axle 14575 lbs.	22064806	—	—	65468	—	—
		22064806	—	—	66434	—	—
		22165189	—	—	65468	—	—
		22165189	—	—	66434	—	—
2002-97	Tilt Cab (Drive Axle) w/ 13500, 15000 lb. Taperleaf Springs	22064231	—	—	—	65414	—
2002-97	Tilt Cab (Drive Axle) w/ 15,000 lb - 21,000 lb. Multileaf Springs	22064232	—	—	—	66626	—
		15174902	—	—	—	66626	—
2002-97	Tilt Cab (Drive Axle) w/ 16900 lb. Taperleaf Springs	22064489	—	—	—	65469	—
		21998392	—	—	—	65469	—
		88963409	—	—	—	65469	—
2002-97	Tilt Cab (Drive Axle) w/ 23000 lb. Taperleaf Springs	22064233	—	—	—	65413	—
2002-97	Tilt Cab (Drive Axle) w/ Hendrickson Air Suspension	12474917	—	—	—	65420	—
		15740554	—	—	—	65420	—
2002-97	Tilt Cab (Drive Axle) w/ Hendrickson Air Suspension (23000 lb.)	12474915	—	—	—	65479	—
		15963161	—	—	—	65479	—
1980-73	T, W Chassis - 72" BBC Steel Tilt Cab (4 x 2) w/ V-6 Diesel Engine	4940606	—	—	66833	—	—
		4975497	—	—	66833	—	—
		22007751	—	—	66833	—	—
		22012095	—	—	66833	—	—
1980-73	T, W Chassis - 72" BBC Steel Tilt Cab w/ V-6 Gas Engine	5552452	—	—	65407	—	—
		22012091	—	—	65407	—	—
1980-70	T, W Chassis - 72" BBC Steel Tilt Cab w/ V-6 Gas Engine	5552452	—	—	65407	—	—
		22012091	—	—	65407	—	—

### CHEVROLET — W Series (Isuzu)





2003-89	W7T Series (Drive Axle)	1516302150	—	—	—	65154	—
2003- Jun 88	W5 Series (Steering Axle)	1516302191	—	—	66601	—	—
1997-92	W4 Series (Steering Axle)	1516302000	—	—	66675	—	—
1996- Oct 89	W6 Series (Drive Axle)	1516301670	—	—	—	66605	—
1996-86	W7H, W7M Series (Steering Axle)	1516301600	—	—	66625	—	—
		1516302000	—	—	66675	—	—
		1516302171	—	—	66677	—	—
1996-86	W7M Series (Drive Axle)	1516301670	—	—	—	66605	—
Sep 95- 93	W4 Series (Steering Axle) (Gas) w/ 11000 lb. Suspension — Inc. ABS Bracket	8972019600	—	—	66717	—	—
		97201960	—	—	66717	—	—
Sep 95- 93	W4 Series (Steering Axle) (Gas) w/ 13000 lb. Suspension — Inc. ABS Bracket	8970830290	—	—	66653	—	—
		97083029	—	—	66653	—	—
Sep 95- 93	W4 Series (Drive Axle) (Gas)	9516306662	—	—	—	66618	—
		94033786	—	—	—	66618	—
Jun 95- 87	W4 Series (Steering Axle) (Diesel) w/ 13000 lb. Suspension	8970830290	—	—	66653	—	—
		97083029	—	—	66653	—	—
Jun 95- 86	W4 Series (Steering Axle) (Diesel) — Exc. w/ 13000 lb. Suspension	8972019600	—	—	66717	—	—
		97201960	—	—	66717	—	—
Jun 95- 86	W4 Series (Drive Axle) (Diesel)	9516306662	—	—	—	66618	—
		94033786	—	—	—	66618	—
1993-86	W4 Series (Steering Axle)	8944549860	—	—	66717	—	—
		8944549870	—	—	66717	—	—
		9516306471	—	—	66717	—	—





POUR LES NOTES EN FRANÇAIS, CONSULTER LA TABLE DE MATIÈRES. PARA LAS NOTAS AL PIE DE LA PÁGINA ESPAÑOLAS REFIERA AL CONTENIDO.

TRUCKS, TRAILERS AND SUSPENSIONS		OEM	MONROE MAGNUM				CAB SHOCK
			STANDARD		GAS		
							
<b>CHEVROLET — W Series (Isuzu) (Cont.)</b>							
1992-89	W4 Series Flatlow (Steering Axle)	9516306471	—	—	66717	—	—
1992-89	W4 Series Flatlow (Drive Axle)	9516306660	—	—	—	66618	—
1992-87	W7T Series (Steering Axle)	1516301803	—	—	66625	—	—
1991-87	W6 Series (Steering Axle)	1516302171	—	—	66677	—	—
1991-86	W6 Series (Steering Axle)	1516301681	—	—	66639	—	—
1990-88	W7T Series (Steering Axle)	1516301600	—	—	66625	—	—
May 88-88	W5 Series (Steering Axle)	1516302171	—	—	66677	—	—
<b>CLARK EQUIPMENT</b>							
—	Air Suspension Model 130885	5532675	—	—	—	65471	—
—	Ross Carrier	355778	—	—	65463	65463	—
		680042	—	—	65463	65463	—
<b>CRANE CARRIER</b>							
—	O.E. Number	277A1	—	—	65449	—	—
		277A8	—	—	65407	—	—
		277A9	—	—	65449	—	—
		277A12	—	—	65439	—	—
		277A13	—	—	65471	—	—
		277A14	—	—	65439	—	—
		680091	—	—	65407	—	—
<b>CUNHA PRODUCTS OHD</b>							
—	6000, 7000 Series Truck Dolly w/ Air Suspension	CP5222	—	—	65446	—	—
<b>CUSH CORPORATION</b>							
—	Trailer Axle	OE11494	—	—	—	65493	—
—	CP Performance Top Mount	C0226	—	—	—	65512	—
—	CT250TB Top Mount High Travel	C0226	—	—	—	65512	—
—	DiscMATE 25K Top Mount	C0226	—	—	—	65512	—
—	Ride Best 25KHD Top Mount 14-19	C0226	—	—	—	65512	—
—	RoughNeck Series, Cush Integrated, Top Mount 25 K	C04045	—	—	—	65511	—
		C04045	—	—	—	66627	—
—	RoughNeck Series, Cush Integrated, Top Mount 30 K	C0226	—	—	—	65512	—
—	25K UnderMount Econo 6/9	C0078	—	—	—	65419	—
		C0078	—	—	—	66608	—
—	CompacTrac 4.5/7 RH	C0078	—	—	—	65419	—
		C0078	—	—	—	66608	—
—	CP Competitor Series (U-bolted) 25K and 30K	C0226	—	—	—	65512	—
—	DiscMATE Low Mount 25K Disc Brake	C0062D	—	—	—	65419	—
		C0062D	—	—	—	66608	—
—	Performance Yoke-8 inch 25K Undermount	C0062D	—	—	—	65419	—
		C0062D	—	—	—	66608	—
—	RideBest 25KHD 6	C0062D	—	—	—	65419	—
		C0062D	—	—	—	66608	—
—	RideBest 25KHD 8	C0062D	—	—	—	65419	—
		C0062D	—	—	—	66608	—
—	RideBest Yoke 25KHD 9	C0062D	—	—	—	65419	—
		C0062D	—	—	—	66608	—
—	RoughNeck Series, Cush Integrated, LowMount 30K	C0226	—	—	—	65512	—
—	RoughNeck Series, Cush Integrated, LowMount 25K	C0062D	—	—	—	65419	—
		C0062D	—	—	—	66608	—
<b>DANA AXLES</b>							
—	Kit Contains Shock & Mounting Kit w/ Shock SR1VJ100	SR1JA102	—	—	—	65511	—
		SR1JA102	—	—	—	66627	—

PART NUMBER IN LIGHT FACE TYPE IS SUPERSEDING OR REPLACING THIS PART NUMBER

COMMERCIAL VEHICLES  
RECREATIONAL VEHICLES  
SCHOOL BUSES  
BUSES & COACHES  
TRUCKS, TRAILERS & SUSPENSIONS  
INTERCHANGES  
NUMERICAL LISTINGS  
MOUNTING & LENGTH BY PART  
MOUNTING & LENGTH BY MOUNT

TRUCKS, TRAILERS AND SUSPENSIONS		OEM	MONROE MAGNUM				CAB SHOCK
			STANDARD		GAS		
							
<b>DIAMOND REO</b>							
—	C054 & C088 w/ FH & FL Axle	—	—	—	65449	—	—
—	C90 & C90D Series	220552	—	—	65439	—	—
		220557	—	—	65439	—	—
—	C101 Series	220552	—	—	65439	—	—
		220557	—	—	65439	—	—
—	C114 & C116 Series w/ FH & FL Axle	220552	—	—	65439	—	—
		220557	—	—	65439	—	—
—	CF Series	220558	—	—	66957	—	—
—	DC101 Series	220552	—	—	65439	—	—
		220557	—	—	65439	—	—
—	O.E. Number	220552	—	—	65439	—	—
		220557	—	—	65439	—	—
—	Velvet Ride Suspension	—	—	74001	—	—	—
<b>DIAMOND T</b>							
—	O.E. Number	5549925	—	—	65439	—	—
<b>DODGE — 4500 and 5500</b>							
2018-11	All	—	—	—	65164	65547	—
2010-08	All	52014061AA	—	—	65164	—	—
2009-08	All	52014077AB	—	—	—	65165	—
<b>DODGE — C; CN; NC - Low Cab Forward 4 x 2</b>							
1978-63	CN-800, CN-900, CN-950, CN-1000, NC-900 and NC-1000	—	—	—	66810	34853	—
1978-61	C-700, C-800, C-850, C-1000	—	—	—	66810	34853	—
<b>DODGE — CT; CNT; NCT - Low Cab Forward 6 x 4</b>							
1978-63	CT-700, CT-800, CT-900, CT-950, CNT-800, CNT-900, CNT-950, NCT-800 & NCT-900	—	—	—	66810	34853	—
<b>DODGE — D Series - Conventional Cab 4 x 2</b>							
1978-74	D-500, D-600, D-700, D-800	3633643	—	—	—	34853	—
		3732778	—	—	66859	—	—
1973	D-500, D-600, D-800	2516009	—	—	—	34853	—
		—	—	—	66810	—	—
1971-61	D-400, D-500, D-600, D-700 and D-800 — Exc. Axle #H141	—	—	—	66810	34853	—
—	D-600 Wayne Sweeper	2557281	—	—	66810	—	—
		2560382	—	—	66810	—	—
<b>DODGE — DN, DNT - Conventional 6 x 4</b>							
1975-74	DN-1000, DNT-1000	2825521	—	—	66859	—	—
<b>DODGE — LN &amp; LNT - Conventional Cab</b>							
1978-63	L-600, L-700	2825520	—	—	66810	—	—
		3633643	—	—	—	34853	—
1978-63	LN-1000; LV-1000; NL-1000; VL-900 and VL-1000	2516009	—	—	—	34853	—
		2825520	—	—	66810	—	—
1972-64	LN, LV Series	2516009	—	—	—	34853	—
		2825521	—	—	66859	—	—
<b>DODGE — LNT; LVT; NLT; VLT - Tilt Cab 6 x 4</b>							
1972-64	LNT, LVT Series	2825521	—	—	66859	—	—
		3633643	—	—	—	34853	—
1971-61	LNT-1000; LVT-1000; NLT-1000; VLT-900 and VLT-1000	—	—	—	66810	—	—
<b>DODGE — LS; LT - Steel Tilt Cab</b>							
1975-73	LS-1000, LT-1000	2825520	—	—	66810	—	—

TRUCKS, TRAILERS AND SUSPENSIONS		OEM	MONROE MAGNUM				CAB SHOCK
			STANDARD		GAS		
							
<b>DODGE — LS; LT - Steel Tilt Cab (Cont.)</b>							
1975-73	LS-1000, LT-1000	3633643	—	—	—	34853	—
<b>DODGE — P-Models - Forward Control</b>							
1982-72	P-300	—	—	—	66859	66858	—
1982-69	P-200	—	—	—	34853	66812	—
1978-63	P-400	—	—	—	66810	34853	—
1971-63	PC-500 and PC-600; PD-500 and PD-600	—	—	—	66810	34853	—
1968-61	P-200	—	—	—	—	66812	—
<b>DODGE — W-Series and Power Wagons</b>							
1978-74	W-600 Series	3633643 3732778	—	—	— 66859	34853 —	—
1973	W-600 Series	—	—	—	34853	34853	—
1972-61	W-500, WT-500 Power Wagon	—	—	—	34853	34853	—
<b>DUPLEX</b>							
—	O.E. Number	76043371 59024	—	—	66636 66636	66636 66636	—
<b>DURA SUSPENSION</b>							
—	O.E. Number	76043371 59024 59030 665133 665267 1080099	—	—	—	66636 66636 66893 66893 66636 66893	—
<b>EAST TRAILER</b>							
—	Hendrickson HT-230 Air Suspension	A20002 A20126	—	—	—	65416 65416	—
—	Neway, Hendrickson (Turner) or Reyco Suspension	—	—	—	100	—	—
<b>FORD — AeroMax Series - Aerodynamically Styled Conventional Cab</b>							
1998-96	AeroMax 9500 (113" & 122" BBC) Series w/ 8500, 9000 lb. 54" Multileaf Spring	F6HT18045JB F6HT18045JC XC4518045AA	—	—	66670 66670 66670	—	—
1998-96	AeroMax 9500 (113" & 122" BBC) Series w/ 10000 lb. 54" Multileaf Spring	F6HT18045KA	—	—	66670	—	—
1998-96	AeroMax 9500 (113" & 122" BBC) Series w/ 8500, 9000 lb. 54" Taperleaf Springs	F6HT18045HB F6HT18045HC	—	—	65123 65123	—	—
1998-96	AeroMax 9500 (113" & 122" BBC) Series w/ 10000, 12000 lb. 54" Taperleaf Springs	F6HT18045AC	—	—	65123	—	—
1998-96	AeroMax 9500 (113" & 122" BBC) Series w/ 12000 lb. 60" Taperleaf Spring	F6HT18045EB F6HT18045EC	—	—	65429 65429	—	—
1998-96	AeroMax 9500 (113" & 122" BBC) Series w/ 13200, 14600 lb. 54" Taperleaf Spring	F6HT18045GB F6HT18045GC	—	—	65429 65429	—	—
1998-96	AeroMax 9500 (113" & 122" BBC) Series w/ 12000, 13200 lb. 54" Multileaf Springs	F6HT18045BC	—	—	66646	—	—
1998-96	AeroMax 9500 (113" & 122" BBC) Series w/ 14600, 16000 lb. 54" Multileaf Springs	F6HT18045CC	—	—	66668	—	—
1998-96	AeroMax 9500 (113" & 122" BBC) Series w/ 14000, 15000, 17500 lb. Multileaf Spring	XC4518080AA	—	—	—	65103	—
1998-96	AeroMax 9500 (113" & 122" BBC) Series w/ 17500, 19000, 23000 lb. 46" Taperleaf Spring	F4HT18080AB	—	—	—	65103	—
1998-96	AeroMax 9500 (113" & 122" BBC) Series w/ 23000 lb. 52" Taperleaf Softride Spring	F6HT18080CA	—	—	—	65103	—
1998-96	AeroMax 9500 (113" & 122" BBC) Series w/ 21000, 23000 lb. 46" Taperleaf Spring	F4HT18080BA	—	—	—	65102	—
1998-96	AeroMax 9500 (113" & 122" BBC) Series w/ 21000, 23000 lb. 52" Taperleaf Spring	F6HT18080JA	—	—	—	65102	—

<sup>100</sup> Check to see which Suspension is on the Trailer. Then see the correct Suspension Manufacturer listed in the Axle Suspension section.

PART NUMBER IN LIGHT FACE TYPE IS SUPERSEDING OR REPLACING THIS PART NUMBER

COMMERCIAL VEHICLES

RECREATIONAL VEHICLES

SCHOOL BUSES

BUSES & COACHES





TRUCKS, TRAILERS & SUSPENSIONS

INTERCHANGES

NUMERICAL LISTINGS

MOUNTING & LENGTH BY PART

MOUNTING & LENGTH BY MOUNT

TRUCKS, TRAILERS AND SUSPENSIONS	OEM	MONROE MAGNUM				CAB SHOCK
		STANDARD		GAS		
						





### FORD — AeroMax Series - Aerodynamically Styled Conventional Cab (Cont.)

1998-96	AeroMax 9500 (113" & 122" BBC) Series w/ Hendrickson HA-210 & HA-230 Rear Air Suspension	4790228 F6HT18080FC	—	—	—	65420 65420	—
1998-96	AeroMax 9500 (113" & 122" BBC) Series w/ Hendrickson HAS-40LH Air Suspension	572412 F6HT18080DA F6HZ18125B	—	—	—	65480 65480 65480	—
1998-96	AeroMax 9500 (113" & 122" BBC) Series w/ Neway AD123 Rear Air Suspension	90045099 F6HT18080EA	—	—	—	65418 65418	—
1998-96	AeroMax 9500 (113" & 122" BBC) Series (Cab Shock) w/ O.E. Number	F6HT5K407AB F7HT5K407BA F8HT5K407AA	—	—	—	—	66193 66193 66195
1998-90	AeroMax 8000 (LA-8000) Series w/ 12000, 13000 lb. Axles	F6HT18045LA	—	—	65456	—	—
1998-90	AeroMax 8000 (LA-8000) Series w/ 16000 lb. Multileaf Spring	F6HS18045AA	—	—	65467	—	—
1997-88	AeroMax 106 (LA-9000, LTA-9000) & 120 (LLA-9000, LTLA- 9000) Series w/ 4000, 4500, 5400, 6000, 7200 lb. Multileaf Spring	F1HT18045CB	—	—	66630	—	—
1997-88	AeroMax 106 (LA-9000, LTA-9000) & 120 (LLA-9000, LTLA- 9000) Series w/ 4500, 5400, 6000, 7200, 10000 lb. Multileaf Spring	F1HT18045CA	—	—	66860	—	—
1997-88	AeroMax 106 (LA-9000, LTA-9000) & 120 (LLA-9000, LTLA- 9000) Series w/ 4500, 5400, 6500 lb. 58" Taperleaf Spring	F1HT18045HB	—	—	65111	—	—
1996-91	AeroMax 106 (LA-9000, LTA-9000) & 120 (LLA-9000, LTLA- 9000) Series w/ Hendrickson Air Suspension	4790228	—	—	—	65420	—
1998-90	AeroMax 8000 (LA-8000) Series w/ 52" Taperleaf Spring	F1HT18045EA F1HT18045EB	—	—	65112 65112	—	—
1996-91	AeroMax 8000 (LA-8000) Series w/ 4000, 4500, 5400, 6000, 7200 lb. Multileaf Spring	F1HT18045CB	—	—	66630	—	—
1996-91	AeroMax 8000 (LA-8000) Series w/ 4500, 5400, 6000, 7200, 10000 lb. Multileaf Spring	F1HT18045CA	—	—	66860	—	—
1996-91	AeroMax 8000 (LA-8000) Series w/ Hendrickson Air Suspension	4790228	—	—	—	65420	—
—	AeroMax (Cab Shock) w/ Link Cab Suspension	12010012	—	—	—	—	66178

### FORD — C & CT Series - Tilt Cab





1990-80	C-600, C-700, C-7000, C-800, C-8000, CT-800, CT-8000 w/ 3100 lb. Spring and 7000 lb Axle	D7HT18045JA	—	—	66860	—	—
1990-80	C-600, C-700, C-7000, C-800, CT-800, CT-8000 w/ 4040, 5400 lb. Springs and 7000, 9000, 12000 lb. Axles	D2EF18045AA	—	—	66811	—	—
1979-76	C-600, C-700, C-750, C-800, C-900, CT-800, CT-900	D2EF18045AA D7KF18045EA	—	—	66811 66811	—	—
1979-72	C-750, C-800, C-850, C-900, CT-750, CT-800, CT-850 CT-900 w/ 9000, 11000, 12000 & 15000 lb. Axle	D2KF18045AA	—	—	66811	—	—
1975-72	C-800, C-850, C-900, CT-800, CT-850, CT-900 w/ 11000, 12000 lb. Axles	D1TF18045LA	—	—	66811	—	—
1973-71	C-500, C-550, C-600, C-650, C-700, C-750 w/ 6000 & 7000 lb. Axle	D1TF18045LA	—	—	66811	—	—
1971-69	C-800, C-850, C-900, CT-800, CT-850, CT-900, CT-950 w/ 9000, 11000, 12000 & 15000 lb. Axle	C8HA18045A	—	—	66811	—	—
1969-67	C-600, C-650, C-700, C-750, C-800, C-850, C-1000 w/ 7000, 9000, 11000, 12000, 15000 lb. Axles — Exc. with 175" Wheel Base	D2HF18045CA	—	—	66860	—	—
1969-67	C-600, C-650, C-700, C-750, C-800, C-850, C-1000 w/ 7000, 9000, 11000, 12000, 15000 lb. Axles and 175" Wheel Base	C8HA18045A	—	—	66811	—	—
1967-64	C-550, C-600 w/ 6000 lb. Axle — Exc. with Power Steering	C6PF18077A	—	—	34803	—	—

POUR LES NOTES EN FRANÇAIS, CONSULTER LA TABLE DE MATIÈRES. PARA LAS NOTAS AL PIE DE LA PÁGINA ESPAÑOLAS REFIERA AL CONTENIDO.





TRUCKS, TRAILERS AND SUSPENSIONS		OEM	MONROE MAGNUM				CAB SHOCK
			STANDARD		GAS		
							
<b>FORD — C &amp; CT Series - Tilt Cab (Cont.)</b>							
1967-64	C-550, C-600 w/ 6000 lb. Axle and Power Steering	C2TA18045A	—	—	66841	—	—
1967-64	C-550, C-600, C-650, C-700, C-750	C6PF18077F	—	—	—	66957	—
1966-64	C-700/1100, CT-700/1100 w/ 7000, 9000, 11000, 15000 lb. Axles	D2HF18045CA	—	—	66860	—	—
<b>FORD — CF Series</b>							
1997-96	CF-7000, CF-8000, CFT-8000 with 16000 lb. Multileaf Spring	F6HS18045AA	—	—	65467	—	—
1997-92	CF-7000, CF-8000, CFT-8000	F2HT18045BA	—	—	65463	—	—
		F2HT18045CA	—	—	65463	—	—
		F6HT18045LA	—	—	65456	—	—
1994-92	CF-7000 (Cab Shock) w/ O.E. Number	F2HT5K407AA	—	—	—	—	66120
1994-86	CF-600, CF-700 (Brazilian Built)	E5HT18045AA	—	—	65463	—	—
		E5HT18080DA	—	—	—	65446	—
		E5HT18080EA	—	—	—	65446	—
1990-86	CF-7000 (Brazilian Built)	87HU18045AA	—	—	65463	—	—
		E5HT18045AA	—	—	65463	—	—
<b>FORD — CL &amp; CLT Series - Highway Tractor Tilt Cab</b>							
1991-90	CL-9000, CLT-9000 w/ Hendrickson Air Suspension	4790213	—	—	—	65479	—
1991-90	CL-9000, CLT-9000 w/ Multileaf Spring	F1HT18045NA	—	—	65463	—	—
1991-78	CL-9000, CLT-9000	D7HT18045NA	—	—	65463	—	—
1990-78	CL-9000, CLT-9000 w/ Rear Tandem Axle with Newway Suspension	D7HA18080AA	—	—	—	66638	—
1989-78	CL-9000, CLT-9000 (Cab Shock) w/ O.E. Number	D8HT18A160AB	—	—	—	—	66110
1989-78	CL-9000, CLT-9000 w/ Single Rear Axle Suspension	D4HA18080AA	—	—	—	66894	—
<b>FORD — F-Series - Conventional Cab</b>							
2021-16	F-650, F-750 w/ 19.5" Wheels	FC4Z18124A	—	—	65183	—	—
		FC4418045AB	—	—	65183	—	—
2021-16	F-650, F-750 w/ 22.5" Wheels	FC4C18124B	—	—	65183	—	—
		FC4418045BB	—	—	65183	—	—
2021-16	F-650, F-750 w/ 13,500 lb, 15,500 lb, or 19,000 lb Multi-leaf springs	FC4Z18125A	—	—	—	65184	—
		FC4418080AB	—	—	—	65184	—
2021-16	F-650, F-750 w/ 21,000 lb, 23,000 lb, or 31,000 lb Multi-leaf springs	FC4Z18125B	—	—	—	65185	—
		FC4418080BC	—	—	—	65185	—
2021-16	F-650, F-750 w/ Rear Air Suspension. 12,000 lb, 19,000 lb rear axle w/o 4.83, 6.50, 6.65, 7.21, or 8.87 Axle Ratio	FC4Z18125C	—	—	—	65506	—
		6067012	—	—	—	65506	—
2021-16	F-650, F-750 w/ Rear Air Suspension. 19,000 lb, 21,000 lb, or 23,000 lb axle	FC4Z18125D	—	—	—	65483	—
		6067011	—	—	—	65483	—
		FC4Z18125E	—	—	—	65483	—
		6067514	—	—	—	65483	—
2015-00	F-650, F-750 w/ 8,500 lb Front Springs	4C4Z18124P	—	—	65155	—	—
		4C4Z18124HB	—	—	65155	—	—
		FC4Z18124HB	—	—	65155	—	—
		3584117C2	—	—	65155	—	—
2015-00	F-650, F-750 w/ 10,000 lb Front Springs	4C4Z18124QA	—	—	65155	—	—
		3584116C1	—	—	65155	—	—
		3584116C2	—	—	65155	—	—
2015-00	F-650, F750 w/ 12,000 lb - 13,200 lb Front Springs	4C4Z18124RA	—	—	65144	—	—
		4C4Z18124JB	—	—	65144	—	—
		3584118C2	—	—	65144	—	—
2007-05	F-650, F-750 w/ O.E. Number	3553628C1	—	—	65487	—	—
		3553628C2	—	—	65487	—	—
		3553628C3	—	—	65487	—	—
		3553628C4	—	—	65487	—	—
2003-99	F-650, F-750 w/ 8,500 lb - 9,000 lb Front Springs (To Build Date 01/23/2002)	3U2Z18124MAA	—	—	65142	—	—
		XC3518045AB	—	—	65142	—	—

PART NUMBER IN LIGHT FACE TYPE IS SUPERSEDING OR REPLACING THIS PART NUMBER

COMMERCIAL VEHICLES  
RECREATIONAL VEHICLES  
SCHOOL BUSES  
BUSES & COACHES  
TRUCKS, TRAILERS & SUSPENSIONS  
INTERCHANGES  
NUMERICAL LISTINGS  
MOUNTING & LENGTH BY PART  
MOUNTING & LENGTH BY MOUNT





TRUCKS, TRAILERS AND SUSPENSIONS		OEM	MONROE MAGNUM				CAB SHOCK
			STANDARD		GAS		
							
<b>FORD — F-Series - Conventional Cab (Cont.)</b>							
2003-99	F-650, F-750 w/ 8,500 lb - 9,000 lb Front Springs (To Build Date 01/23/2002)	XC3518045AD XC3Z18124JA XC3518045JA	— — —	— — —	65142 65142 65142	— — —	— — —
2015-04	F-650, F-750 w/ INTL AIR 4x2 Rear Suspension	4C4Z18125E	—	—	—	65487	—
2015-04	F-650, F-750 w/ 21,000 lb Rear Air Suspension	4C4Z18125DA 3578858C1 3578858C2	— — —	— — —	— — —	65488 65488 65488	— — —
2011-04	F-650, F750 w/ 22,000 lb Rear Leaf Springs	4C4Z18125B 4C418080BA 501906C92	— — —	— — —	— — —	66924 66924 66924	— — —
2009-04	F-650, F750 w/ HAS-230 Rear Air Suspension	4C4Z18125CA 60675003 60675003L	— — —	— — —	— — —	65484 65484 65484	— — —
2003-99	F-650, F750 w/ 23,000 lb Rear Leaf Springs	F81A18125ZA F81A18080ZC	— —	— —	— —	65116 65116	— —
2003-99	F-650, F750 w/ Hendrickson HAS-190 Rear Air Suspension	1C4418080AA 60670008 60670008L	— — —	— — —	— — —	65481 65481 65481	— — —
1997-96	F-700 w/ Multileaf Spring	F6HT18045AA	—	—	65123	—	—
1997-94	F-700, F-800 LPO (Low Profile Vehicle)	F2HT18045DA F2HT18080DA	— —	— —	65111 —	— 65474	— —
1997-94	F-700, F-800 w/ 52" Multileaf Spring	F4HT18045CB	—	—	66629	—	—
1997-94	F-700, F-800 w/ 10000, 12000 Taperleaf Spring	F4HT18045DA	—	—	65122	—	—
1997-94	F-700, F-800 with 2700, 3300, 3800, 4000 lb Springs and with 6000, 7000, 8500, 9000 lb Axles	F4HT18045AB F4HT18045AC	— —	— —	65401 65401	— —	— —
1997-94	F-700, F-800 with 4500, 6000 lb Taperleaf Springs and with 10000, 13200 lb Axles	F4HT18045CB	—	—	66629	—	—
1997-94	F-700, F-800 with 6000 lb Multileaf Spring and with 12000 lb Axle	F4HT18045CB	—	—	66629	—	—
1997-94	F-700, F-800 with 15000, 17500, 19000 lb Taperleaf Springs	F4HT18080AA F4HT18080AB	— —	— —	— —	65103 65103	— —
1997-94	F-700, F-800 with 21000 lb Taperleaf Spring	F4HT18080BA	—	—	—	65102	—
1997-90	F-700, F-800	E6HT18080AA	—	—	—	65103	—
1994-Sep 92	F-600, F-700 LPO (Low Profile Vehicle)	E9HS18045AA	—	—	65411	—	—
1994-80	F-600, F-6000, F-700, F-7000, F-800, F-8000, FT-700, FT-800, FT-8000 — Exc. 9000 lb. Axle with H.D. Suspension & 12000 lb. Axle	E0HT18045AA	—	—	66861	—	—
Aug 92-89	F-600, F-700 LPO (Low Profile Vehicle)	E9HS18045AA E9HS18080AA	— —	— —	65411 —	— 65464	— —
1990	F-700, F-800 w/ Multileaf Spring	F1HT18045AA	—	—	65411	—	—
1990-88	F-600, F-700, F-800	E8HS18080AA	—	—	—	65104	—
1990-86	F-600, F-700, F-800	E6HT18080AA	—	—	—	65103	—
1990-80	F-600, F-6000, F-700, F-7000, F-800, F-8000, FT-700, FT-800, FT-8000 w/ 9000 lb. Axle with H.D. Suspension & 12000 lb. Axle	D2HF18045AA D7HT18045CA	— —	— —	66863 66863	— —	— —
1990-80	F-600, F-700, F-800 w/ 13000 & 15000 lb. Rear Axles	D7HT18080BA	—	—	—	66957	—
1990-80	F-600, F-700, F-800 w/ 17000 & 18000 lb. Rear Axles	D7HF18080AA D7HT18080DA	— —	— —	— —	66891 66891	— —
1989-86	F-600, F-700 LPO (Low Profile Vehicle)	F6HT18045MA	—	—	65111	—	—
1979-78	F-800 w/ 9000 lb. Axle	D2EF18045AA D7HT18045BA	— —	— —	66811 66811	— —	— —
1979-76	F-700	D2TF18045AA	—	—	66811	—	—
1979-76	F-800	D2HT18080HA D2TF18045AA D2TF18045GA D7HT18045GA	— — — —	— — — —	— 66811 66860 66860	66957 — — —	— — — —

POUR LES NOTES EN FRANÇAIS, CONSULTER LA TABLE DE MATIÈRES. PARA LAS NOTAS AL PIE DE LA PÁGINA ESPAÑOLAS REFIERA AL CONTENIDO.





TRUCKS, TRAILERS AND SUSPENSIONS		OEM	MONROE MAGNUM				CAB SHOCK
			STANDARD		GAS		
							
<b>FORD — F-Series - Conventional Cab (Cont.)</b>							
1979-76	F-800	D7HT18080BA	—	—	—	66957	—
1979-73	F-700 (Diesel), F-750 w/ 9000 lb. Axle	D2EF18045AA D7HT18045BA	— —	— —	66811 66811	— —	— —
1979-70	F-600, F-650, F-700, F-750 w/ 5500, 6000, 7000 & 9000 lb. Axles	D2HT18045GA D2TF18045GA	— —	— —	66860 66860	— —	— —
1979-64	F-600, F-650, F-700, F-750	C7PF18077A D2TF18080HA D7HT18080BA	— — —	— — —	— — —	66957 66957 66957	— — —
1977-70	F-500	D2HT18045GA D2TF18045GA	— —	— —	66860 66860	— —	— —
1977-64	F-500	C7PF18077A D2TF18080HA	— —	— —	— —	66957 66957	— —
1972-71	F-700 (Diesel), F-750 w/ 9000 lb. Axle	D2HF18045CA	—	—	66860	—	—
1970	F-700 w/ 9000 lb. Axle	D2HF18045CA	—	—	66860	—	—
1969-67	F-600, F-650, F-700, F-750 w/ 5500, 6000, 7000 & 9000 lb. Axles	C8TA18045AA	—	—	34900	—	—
1969-64	F-600, F-700, F-750 w/ 6000 & 7000 lb. Axle	C2TA18045A	—	—	66841	—	—
1969-64	F-800, F-850, F-900, F-950 w/ 6000 & 7000 lb. Axle — Exc. Diesel	C1TT18045C	—	—	66811	—	—
1969-64	F-800, F-850, F-900, F-950, F-1000 w/ 6000, 7000, 9000, 11000, 12000, 15000, 18000 lb. Axles	C1TT18045C C6PF18077DL	— —	— —	66811 66811	— —	— —
1969-64	F-950, F-1000, F-1100 Diesel w/ 7000 lb. Axle	C6PF18077DN	—	—	66863	—	—
1967-64	F-600, F-700, F-750	C7PF18077A	—	—	—	66957	—
1966-64	F-800, F-850, F-900, F-950, F-1000 w/ 11000 CP Axle — Exc. Diesel	C1TT18045D	—	—	34821	—	—
1966-64	F-1000 Diesel w/ 11000, 12000 lb. Axles	C1TT18045D	—	—	34821	—	—
1966-64	F-1000 w/ 15000 lb. Axle	C1TT18045D	—	—	34821	—	—
<b>FORD — FT-Series - Conventional Cab</b>							
1997-96	FT-900 w/ Multileaf Spring	F6HT18045AA	—	—	65123	—	—
1997-94	FT-900 (Low Profile Vehicle)	F2HT18080DA E9HS18045AA	— —	— —	— 65111	65474 —	— —
1997-94	FT-900 w/ 52" Multileaf Spring	F4HT18045CB	—	—	66629	—	—
1997-94	FT-900 w/ 10000, 12000 Taperleaf Spring	F5HZ18124C F4HT18045DA	— —	— —	65122 65122	— —	— —
1997-94	FT-900 with 2700, 3300, 3800, 4000 lb Springs and with 6000, 7000, 8500, 9000 lb Axles	F4HT18045AB	—	—	65401	—	—
1997-94	FT-900 with 4500, 6000 lb Taperleaf Springs and with 10000, 13200 lb Axles	F4HT18045CB	—	—	66629	—	—
1997-94	FT-900 with 6000 lb Multileaf Spring and with 12000 lb Axle	F4HT18045CB	—	—	66629	—	—
1997-94	FT-900 with 14600 lb Multileaf Spring	F4HT18045EA	—	—	65482	—	—
1997-94	FT-900 with 15000, 17500, 19000 lb Taperleaf Springs	F4HT18080AB	—	—	—	65103	—
1998-94	FT-900 with 21000 lb Taperleaf Spring	F4HT18080BA	—	—	—	65102	—
1997-90	FT-900	E6HT18080AA	—	—	—	65103	—
1994-Sep 92	FT-900 (Low Profile Vehicle)	E9HS18045AA	—	—	65411	—	—
1994-91	FT-900 with 4500, 5000, 6000 lb Springs and with 10000, 11000, 12000 lb Axles	C4HZ18124E F1HZ18124A F1HT18045AA	— — —	— — —	65411 65411 65411	— — —	— — —
1994-90	FT-900 w/ 9000 lb. Axle with H.D. Suspension & 12000 lb. Axle	E9HS18045AA	—	—	65411	—	—
Aug 92-90	FT-900 (Low Profile Vehicle)	E9HS18045AA E9HS18080AA	— —	— —	65411 —	— 65464	— —
<b>FORD — H and HT Series - Hi-Tilt Cab</b>							
1966-61	HT-950 w/ 12000 & 15000 lb. Axle	—	—	—	66863	—	—
1963-61	HT-950 w/ 11000 lb. Axle	—	—	—	66863	—	—

PART NUMBER IN LIGHT FACE TYPE IS SUPERSEDING OR REPLACING THIS PART NUMBER

COMMERCIAL VEHICLES  
RECREATIONAL VEHICLES  
SCHOOL BUSES  
BUSES & COACHES  
TRUCKS, TRAILERS & SUSPENSIONS  
INTERCHANGES  
NUMERICAL LISTINGS  
MOUNTING & LENGTH BY PART  
MOUNTING & LENGTH BY MOUNT





TRUCKS, TRAILERS AND SUSPENSIONS		OEM	MONROE MAGNUM				CAB SHOCK
			STANDARD		GAS		
							
<b>FORD — L, LT, LTS - Conventional Cab</b>							
1997-94	L-8000, L-9000, LT-8000, LT-9000 w/ 21000, 23000 lb. 46" Taperleaf Spring	F4HT18080BA	—	—	—	65102	—
1997-91	L-8000, L-9000, LT-8000, LT-9000 w/ 52" Taperleaf Spring	F1HT18045GA F1HT18045GB	— —	— —	65111 65114	— —	— —
1997-91	L-8000, L-9000, LT-8000, LT-9000 w/ 58" Parabolic Taperleaf Spring	F1HT18045RA F1HT18045RB	— —	— —	65112 65112	— —	— —
1997-91	L-8000, L-9000, LT-8000, LT-9000 w/ Multileaf Spring	F1HT18045DA	—	—	66811	—	—
1997-91	L-8000, L-9000, LT-8000, LT-9000 with 4000, 4500, 5400, 6000, 7200 lb Multileaf Springs and with 9000, 10000, 12000, 16000 lb Axles	F1HT18045CB	—	—	66630	—	—
1997-91	L-8000, L-9000, LT-8000, LT-9000 with 4500, 5400, 6000, 7200, 10000 lb Multileaf Springs and with 10000, 12000, 13200, 16000 lb Axles	F1HT18045DB	—	—	66860	—	—
1990-73	L-800, L-850, L-900, L-9000, LT-800, LT-850, LT-880, LT-900, LT-9000, LTS-800, LTS-850, LTS-900 w/ 7000, 9000, 12000, 16000 lb. Axles	D2HF18045BA D7HT18045DA	— —	— —	66861 66861	— —	— —
1990-73	L-800, L-8000, L-900, L-9000, LT-800, LT-880, LT-8000, LT-900, LT-9000 w/ 7000, 9000, 12000 lb. Axles	D2KF18045AA D7HF18045FA	— —	— —	66811 66811	— —	— —
1990-73	LTS-800, LTS-850, LTS-900, LTS-9000 w/ 16000 lb. Axle	D0HA18045E D2HF18045DA D7HT18045EA	— — —	— — —	66811 66811 66811	— — —	— — —
1985-73	L-800, L-8000, L-900, L-9000, LT-800, LT-880, LT-8000, LT-900, LT-9000, LTS-8000, LTS-900, LTS-9000 w/ 7000, 9000, 12000, 16000 lb. Axles	D2HF18045AA D2HT18045CA	— —	— —	66863 66863	— —	— —
1981-76	L-800	D2EF18045AA D7HT18045BA	— —	— —	66811 66811	— —	— —
1997-76	L-8000, L-9000, LT-8000, LT-9000 w/ Hendrickson Air Suspension	4790213	—	—	—	65479	—
<b>FORD — LL, LTL - Conventional Cab</b>							
1997-91	LL-9000 with 4000, 4500, 5400, 6000, 7200 lb Multileaf Springs and with 9000, 10000, 12000, 16000 lb Axles	F1HT18045CB F1HT18045KB	— —	— —	66630 65111	— —	— —
1997-91	LL-9000 with 4500, 5000, 6000 lb Springs and with 10000, 11000, 12000 lb Axles	F1HT18045DB	—	—	66860	—	—
1985-80	LTL-900, LTL-9000 w/ 7000, 9000, 12000 lb. Axles	D2HF18045AA	—	—	66863	—	—
<b>FORD — LN &amp; LNT - Conventional Cab</b>							
1998-94	LN-7000, LN-8000, LN-9000, LNT-8000, LNT-9000 w/ 21000, 23000 lb. 46" Taperleaf Spring	F4HT18080BA	—	—	—	65102	—
1998-91	LN-7000, LN-8000, LN-9000, LNT-8000, LNT-9000 w/ 52" Taperleaf Spring	F1HT18045GA F1HT18045GB	— —	— —	65111 65114	— —	— —
1998-91	LN-7000, LN-8000, LN-9000, LNT-8000, LNT-9000 w/ 58" Parabolic Taperleaf Spring	F1HT18045RA F1HT18045RB	— —	— —	65112 65112	— —	— —
1998-91	LN-7000, LN-8000, LN-9000, LNT-8000, LNT-9000 w/ Multileaf Spring	F1HT18045DA	—	—	66811	—	—
1998-91	LN-7000, LN-8000, LN-9000, LNT-8000, LNT-9000 with 4000, 4500, 5400, 6000, 7200 lb Multileaf Springs and with 9000, 10000, 12000, 16000 lb Axles	F1HT18045CB	—	—	66630	—	—
1998-91	LN-7000, LN-8000, LN-9000, LNT-8000, LNT-9000 with 4500, 5400, 6000, 7200, 10000 lb Multileaf Springs and with 10000, 12000, 13200, 16000 lb Axles	F1HT18045DB	—	—	66860	—	—
1990-80	LN-600, LN-700, LN-750 w/ 11000, 13000, 15000, 17000 lb. Axles	D7HT18080BA	—	—	—	66957	—
1990-80	LN-600, LN-700, LN-7000, LN-800, LN-8000, LNT-800, LNT-8000 w/ 3000, 3300 lb. Springs and 5000, 5500, 6000, 7000 lb. Axles	D7HT18045GA	—	—	66860	—	—

POUR LES NOTES EN FRANÇAIS, CONSULTER LA TABLE DE MATIÈRES. PARA LAS NOTAS AL PIE DE LA PÁGINA ESPAÑOLAS REFIERA AL CONTENIDO.





TRUCKS, TRAILERS AND SUSPENSIONS		OEM	MONROE MAGNUM				CAB SHOCK
			STANDARD		GAS		
							
<b>FORD — LN &amp; LNT - Conventional Cab (Cont.)</b>							
1990-80	LN-600, LN-700, LN-7000, LN-800, LN-8000, LNT-800, LNT-8000 w/ 4400 lb. Spring and 7000, 9000 lb. Axles	D2EF18045AA	—	—	66811	—	—
1990-70	LN-800, LN-850, LN-8000, LN-900, LN-900, LN-9000, LNT-800, LNT-850, LNT-880, LNT-8000, LNT-900, LNT-9000 w/ 6000, 7000, 9000, 12000, 16000 lb. Axles	D2HF18045BA D7HT18045DA	— —	— —	66861 66861	— —	— —
1981-76	LN-800, LN-8000, LN-900, LN-9000, LNT-800, LNT-880, LNT-8000, LNT-900, LNT-9000	D2HF18045AA D7HT18045CA	— —	— —	66863 66863	— —	— —
1979-76	LN-600, LN-650, LN-700, LN-800	D2EF18045AA D7HT18045BA	— —	— —	66811 66811	— —	— —
1979-72	LN-600, LN-650, LN-700, LN-750 w/ 11000, 13000, 15000, 17000 lb. Axles	D2TF18080HA	—	—	—	66957	—
1979-70	LN-600, LN-650, LN-700, LN-750 w/ 5000, 5500, 6000 & 7000 lb. Axles	D7HT18045GA	—	—	66860	—	—
1977-76	LN-800, LN-8000, LN-900, LN-9000, LNT-800, LNT-880, LNT-8000, LNT-900, LNT-9000	D2KF18045AA	—	—	66811	—	—
1975-70	LN-700, LN-750 Diesel w/ 9000 lb. Axle	C1TT18045C D2EF18045AA	— —	— —	66811 66811	— —	— —
1972	LN-500, LN-550 w/ 11000, 13000, 15000, 17000 lb. Axles	D2TF18080HA	—	—	—	66957	—
1972-70	LN-500, LN-550 w/ 5000, 5500, 6000 & 7000 lb. Axles	D2TF18045GA	—	—	66860	—	—
1971-70	LNT-800, LNT-850, LNT-900 w/ 7000, 9000, 12000 lb. Axles	—	—	—	66863	—	—
—	LN-7000, LN-8000, LN-9000, LNT-8000, LNT-9000 w/ Hendrickson Air Suspension	4790213	—	—	—	65479	—
<b>FORD — Louisville Series - Conventional Cab</b>							
1998-96	8500 (101" BBC), 9500 (113" & 122" BBC) Series w/ 8,500 lb - 10,000 lb. 54" Multileaf Spring	F6HT18045JB F6HT18045JC F6HT18045KA	— — —	— — —	66670 66670 66670	— — —	— — —
1998-96	8500 (101" BBC), 9500 (113" & 122" BBC) Series w/ 8,500 lb - 12,000 lb. 54" Taperleaf Springs	F6HT18045HB F6HT18045HC F6HT18045AC	— — —	— — —	65123 65123 65123	— — —	— — —
1998-96	8500 (101" BBC), 9500 (113" & 122" BBC) Series w/ 12000 lb. 60" Taperleaf Spring	F6HT18045EB F6HT18045EC	— —	— —	65429 65429	— —	— —
1998-96	8500 (101" BBC), 9500 (113" & 122" BBC) Series w/ 12000, 13200 lb. 54" Multileaf Springs	F6HT18045BC	—	—	66646	—	—
1998-96	8500 (101" BBC), 9500 (113" & 122" BBC) Series w/ 13200, 14600 lb. 54" Taperleaf Spring	F6HT18045GB F6HT18045GC	— —	— —	65429 65429	— —	— —
1998-96	8500 (101" BBC), 9500 (113" & 122" BBC) Series w/ 14600, 16000 lb. 54" Multileaf Springs	F6HT18045CC	—	—	66668	—	—
1998-96	8500 (101" BBC), 9500 (113" & 122" BBC) Series w/ 14000, 15000, 17500 lb. Multileaf Spring	XC4518080AA	—	—	—	65103	—
1998-96	8500 (101" BBC), 9500 (113" & 122" BBC) Series w/ 17500, 19000, 23000 lb. 46" Taperleaf Spring	F4HT18080AB	—	—	—	65103	—
1998-96	8500 (101" BBC), 9500 (113" & 122" BBC) Series w/ 23000 lb. 52" Taperleaf Softride Spring	F6HT18080CA	—	—	—	65103	—
1998-96	8500 (101" BBC), 9500 (113" & 122" BBC) Series w/ 21000, 23000 lb. 46" Taperleaf Spring	F4HT18080BA	—	—	—	65102	—
1998-96	8500 (101" BBC), 9500 (113" & 122" BBC) Series w/ 21000, 23000 lb. 52" Taperleaf Spring	F6HT18080JA	—	—	—	65102	—
1998-96	8500 (101" BBC), 9500 (113" & 122" BBC) Series w/ Hendrickson HA-210 & HA-230 Rear Air Suspension	4790228 F6HT18080FC	— —	— —	— —	65420 65420	— —
1998-96	8500 (101" BBC), 9500 (113" & 122" BBC) Series w/ Hendrickson HAS-40LH Air Suspension	572412 F6HT18080DA	— —	— —	— —	65480 65480	— —
1998-96	8500 (101" BBC), 9500 (113" & 122" BBC) Series w/ Neway AD123 Rear Air Suspension	90045099 F6HT18080EA	— —	— —	— —	65418 65418	— —

PART NUMBER IN LIGHT FACE TYPE IS SUPERSEDING OR REPLACING THIS PART NUMBER

COMMERCIAL VEHICLES  
RECREATIONAL VEHICLES  
SCHOOL BUSES  
BUSES & COACHES  
TRUCKS, TRAILERS & SUSPENSIONS  
INTERCHANGES  
NUMERICAL LISTINGS  
MOUNTING & LENGTH BY PART  
MOUNTING & LENGTH BY MOUNT




TRUCKS, TRAILERS AND SUSPENSIONS		OEM	MONROE MAGNUM				CAB SHOCK
			STANDARD		GAS		
							
<b>FORD — Low Cab Forward</b>							
—	LCF500 w/ 6,000 lb Axle	3586706C2	—	—	66408	—	—
—	LCF600 w/ 17,999 to 19,500 GVW	3586902C2	—	—	—	66409	—
<b>FORD — LS &amp; LST - Conventional Cab</b>							
1997-91	LS-8000, LST-8000, LS-9000, LTS-9000 w/ 52" Taperleaf Spring	F1HT18045EB	—	—	65112	—	—
1997-90	LS-8000, LST-8000, LS-9000, LTS-9000 w/ Multileaf Spring	F1HT18045CA	—	—	66860	—	—
1990	LS-8000, LST-8000, LS-9000, LTS-9000 w/ 52" Taperleaf Spring	F1HT18045EA	—	—	65112	—	—
<b>FORD — N and NT 89" BBC Conventional Cab</b>							
1969-67	N-750 w/ 9000 lb. Axle	C1TT18045C	—	—	66811	—	—
1969-67	N-850, N-900, N-950 w/ 6000, 7000, 9000, 11000, 12000 lb. Axles	C1TT18045C	—	—	66811	—	—
1969-67	N-850, N-900, N-950, N-1000, NT-850, NT-900, NT-950, NT-1000 w/ 6000, 7000, 9000, 11000, 12000, 15000, 18000 lb. Axles	C1TT18045D	—	—	66861	—	—
1969-64	N-500, N-550, N-600, N-650, N-700, N-750	C7PF18077A D2TF18080HA	—	—	—	66957 66957	—
1969-64	N-500, N-550, N-600, N-650, N-700, N-750 w/ 5000, 6000, 7000, & 9000 lb. Axle	D2TF18045GA	—	—	66860	—	—
1969-64	N-800, N-850, N-900 Gas w/ 6000 & 7000 lb. Axle	C6PF18077DL	—	—	66811	—	—
1969-64	N-800, N-850, N-900, N-950 w/ 6000 & 7000 lb. Axle — Exc. Diesel	C1TT18045C	—	—	66811	—	—
1969-64	N-1100 w/ 11000 thru 15000 lb. Axles	C6PF18077DN	—	—	66863	—	—
1967-64	N-600, N-650, N-700, N-750 w/ 6000 & 7000 lb. Axle	C6PF18077DL	—	—	66811	—	—
<b>FORD — P Series-Parcel Delivery</b>							
1979-78	P-600	D7HT18045HA D7HT18080CA	—	—	66828	— 66957	—
1976-57	P-350 & 3500	—	—	—	—	66801	—
1976-57	P-400 & 4000 — Exc. H.D. Springs	—	—	—	—	66801	—
1976-57	P-400 & 4000 w/ H.D. Springs	—	—	—	66828	66801	—
1976-57	P-500, P-5000	—	—	—	66828	66957	—
<b>FORD — T Series - Conventional Tandem</b>							
1969-64	T-750, T-800, T-850, T-900, T-950 w/ 6000, 7000, 9000, 11000, 12000, 15000, 18000 lb. Axles	C1TT18045D	—	—	66861	—	—
1969-64	T-750, T-800, T-850, T-900, T-950 w/ 9000 thru 15000 lb. Axles	C1TT18045E C6PF18077DN	—	—	66863 66863	—	—
<b>FORD — W and WT Series - Hi-Tilt Cab Highway Tractor</b>							
1977-73	W-900, WT-900 w/ 11000, 12000 & 15000 lb. Axle	C6TA18045Y C6TA18045Z	—	—	65463 65463	—	—
1977-73	W-900, WT-900 w/ Air Suspension	D2HZ18080A D4HA18080AA	—	—	—	66894 66894	—
1971-66	W-900, W-950, W-1000, WT-900, WT-950, WT-1000 w/ 11000 lb. Axle	D2HA18045E2A D2HA18045E2B	—	—	65439 65439	—	—
1971-66	W-900, W-950, W-1000, WT-900, WT-950, WT-1000 w/ 12000 & 15000 lb. Axle	C6TA18045Z	—	—	65463	—	—
<b>FREIGHTLINER — Argosy</b>							
2015-99	All (Steering Axle) w/ Taperleaf Spring Suspension	1012703000 1012703000 1013021000 1013021000 1012704000 1012704000	—	—	65148 66418 65148 66418 65148 66418	—	—

POUR LES NOTES EN FRANÇAIS, CONSULTER LA TABLE DE MATIÈRES. PARA LAS NOTAS AL PIE DE LA PÁGINA ESPAÑOLAS REFIERA AL CONTENIDO.





TRUCKS, TRAILERS AND SUSPENSIONS		OEM	MONROE MAGNUM				CAB SHOCK
			STANDARD		GAS		
							
<b>FREIGHTLINER — Argosy (Cont.)</b>							
2015-99	All (Drive Axle) w/ FAS II Air Suspension	1613952000	—	—	—	65490	—
		1613957000	—	—	—	65490	—
		1615817000	—	—	—	65490	—
		680339	—	—	—	65490	—
2015-99	All (Drive Axle) w/ Low Profile Air Suspension	1614259000	—	—	—	65489	—
		1616577000	—	—	—	65489	—
2015-99	All (Cab Shock) w/ O.E. Number	1837813000	—	—	—	—	66105
<b>FREIGHTLINER — Business Class FL112 - Conventional Truck &amp; Tractor</b>							
—	112 Conventional Series (Steering Axle)	1012046000	—	—	—	65103	—
		1013021000	—	—	—	65139	—
		1013021000	—	—	—	66418	—
—	112 Conventional Series (Steering Axle) w/ P2 Chassis	1012470000	—	—	—	65138	—
		1012542000	—	—	—	65435	—
—	112 Conventional Series (Steering Axle) w/ PE Chassis	1613947000	—	—	—	65408	—
		1613947000	—	—	—	66432	—
—	112 Conventional Series (Drive Axle) w/ FAS II Air Suspension	1613957000	—	—	—	65490	—
		1615817000	—	—	—	65490	—
—	112 Conventional Series (Cab Shock) w/ O.E. Number	12011044	—	—	—	—	66162
		12021044	—	—	—	—	66162
<b>FREIGHTLINER — Business Class M2 Series - Conventional Truck &amp; Tractor</b>							
2019-09	Models w/ 8,000 - 16,000 lb Front axle & Taperleaf Spring	1013760000	—	—	—	65433	—
		1013760000	—	—	—	66636	—
	Models w/ OEM Part Number	1013592000	—	—	—	65162	—
2019-11	Models w/ 12,000 - 16,000 lb Front Axle	1012390000	—	—	—	65540	—
2019-09	M2-112 Models w/ 12,000 lb - 20,000 lb Front Axle	1013809000	—	—	—	65148	—
2008-02	M2-112 Models w/ 12,000 lb - 20,000 lb Front Axle	1013634000	—	—	—	65148	—
		1013211000	—	—	—	65148	—
2008-02	M2-106 Models w/ 10,000 lb - 12,000 lb Taperleaf Spring	1012390000	—	—	—	65540	—
2008-02	M2-106 Models w/ 6,000 lb - 9,000 lb Front Axle	1012388000	—	—	—	65540	—
2018-02	Models w/ FAS II Rear Air Suspension	1618708000	—	—	—	65490	—
		1615817000	—	—	—	65490	—
		1613957000	—	—	—	65490	—
2015-02	Models w/ Freightliner Low Profile (18,000 lb - 40,000 lb) Rear Air Suspension	1614259000	—	—	—	65489	—
		1618706000	—	—	—	65489	—
2018-02	Models w/ 10,000 lb - 15,000 lb Low Profile Airliner Rear Suspension	1614259000	—	—	—	65489	—
		1616577000	—	—	—	65489	—
		1618711000	—	—	—	65489	—
2014-02	Models w/ 52" Spring (10,000 lb - 15,000 lb)	1616486000	—	—	—	66407	—
2014-02	Models w/ 52" Spring (18,000 lb - 23,000 lb)	1615765000	—	—	—	65153	—
	Models w/ 60" Spring (18,000 lb - 23,000 lb)	1615765000	—	—	—	65153	—
2020-02	M2-106 Models w/ Air Spring Suspension	1860766000	—	—	—	—	66124
		1847350000	—	—	—	—	66124
2016-02	M2-112 Models w/ Day Cab and Leaf Spring Suspensions	1860767000	—	—	—	—	66142
		1847349000	—	—	—	—	66142
2016-03	M2-112 Crew Cab Models	1860764000	—	—	—	—	66122
		1841762000	—	—	—	—	66122
<b>FREIGHTLINER — Business Class MB/FL 50, 60, 70, 80 Series - Conventional Truck &amp; Tractor</b>							
—	FL 60, 70 Series (Cab Shock) w/ O.E. Number	1829846000	—	—	—	—	66147
		1830378	—	—	—	—	66118
		1830378000	—	—	—	—	66118
		12020054	—	—	—	—	66104
—	MB/FL 50, 60, 70, 80 Series (Steering Axle) w/ 6,000 - 9,000 lb. Spring	6803230200	—	—	—	66613	—
		654654	—	—	—	66613	—

PART NUMBER IN LIGHT FACE TYPE IS SUPERSEDING OR REPLACING THIS PART NUMBER

COMMERCIAL VEHICLES  
RECREATIONAL VEHICLES  
SCHOOL BUSES  
BUSES & COACHES  
TRUCKS, TRAILERS & SUSPENSIONS  
INTERCHANGES  
NUMERICAL LISTINGS  
MOUNTING & LENGTH BY PART  
MOUNTING & LENGTH BY MOUNT

TRUCKS, TRAILERS AND SUSPENSIONS		OEM	MONROE MAGNUM				CAB SHOCK
			STANDARD		GAS		
							
<b>FREIGHTLINER — Business Class MB/FL 50, 60, 70, 80 Series - Conventional Truck &amp; Tractor (Cont.)</b>							
—	MB/FL 50, 60, 70, 80 Series (Steering Axle) w/ 9000, 11000, 12000 lb. Spring	6803230300 665538	—	—	65482 65482	—	—
—	MB/FL 50, 60, 70, 80 Series (Steering Axle) w/ 11000 lb. Spring & Up	6803230300	—	—	65482	—	—
—	MB/FL 50, 60, 70, 80 Series (Drive Axle) w/ 15,000 lb. Spring	6803260000	—	—	—	66615	—
—	MB/FL 50, 60, 70, 80 Series (Drive Axle) w/ FAS Airliner Suspension	1611133000	—	—	—	66957	—
—	MB/FL 50, 60, 70, 80 Series (Drive Axle) w/ FAS II Air Suspension	1613957000 1615817000 680339	—	—	—	65490 65490 65490	—
<b>FREIGHTLINER — Cargo - FC70 &amp; FC80</b>							
—	FC70 & FC80 (Steering Axle) w/ 6,000 - 9,000 lb. Spring	6803230200 654654	—	—	66613 66613	—	—
—	FC70 & FC80 (Steering Axle) w/ 11000 - 12000 lb. Spring	6803230300 665538	—	—	65482 65482	—	—
—	FC70 & FC80 (Drive Axle) w/ FAS II Air Suspension	1613957000 1615817000 680339	—	—	—	65490 65490 65490	—
<b>FREIGHTLINER — Cascadia</b>							
2019-09	Models w/ 12000 - 13300 lb Taperleaf Front Suspension	1013809000	—	—	65148	—	—
2020-18	Models w/ OEM Part Number	1014193000	—	—	66458	—	—
2008	Models w/ 12000 - 13300 lb Taperleaf Front Suspension	1013211000 1013634000	—	—	65148 65148	—	—
2019-09	Models w/ Hendrickson Front Airtex Suspension	58913003 58913003L 58913012	—	—	65530 65530 65530	—	—
2020-08	Models w/ FAS II Rear Air Suspension	1615817000 1618708000 680611	—	—	—	65490 65490 65490	—
2017-09	Models w/ OEM Part Number	1860764000 1841762000	—	—	—	—	66122 66122
<b>FREIGHTLINER — Century Class C112, C120 - Conventional Truck &amp; Tractor</b>							
—	C112, C120 Long Conventional Series (Steering Axle) w/ 1 1/2 Taperleaf Spring	1013063000 1013063000	—	—	65148 66418	—	—
—	C112, C120 Long Conventional Series (Steering Axle) w/ Low Profile Suspension	1012703000 1012703000 1012704000 1012704000	—	—	65148 66418 65148 66418	—	—
—	C112, C120 Long Conventional Series (Steering Axle) w/ Taperleaf Spring Suspension	1012542000 1013021000 1013021000	—	—	65435 65148 66418	—	—
—	C112, C120 Long Conventional Series (Drive Axle)	1614794000	—	—	—	66403	—
—	C112, C120 Long Conventional Series (Drive Axle) w/ FAS II Air Suspension	1613957000 1615817000 680339	—	—	—	65490 65490 65490	—
—	C112, C120 Long Conventional Series (Drive Axle) w/ Low Profile Air Suspension	1614259000	—	—	—	65489	—
—	C112, C120 Long Conventional Series (Cab Shock) w/ O.E. Number	1830378000 1832999000 1832999001 1841762000 1841762001 1841762002	—	—	—	—	66118 66118 66122 66122 66121 66122

POUR LES NOTES EN FRANÇAIS, CONSULTER LA TABLE DE MATIÈRES. PARA LAS NOTAS AL PIE DE LA PÁGINA ESPAÑOLAS REFIERA AL CONTENIDO.

TRUCKS, TRAILERS AND SUSPENSIONS		OEM	MONROE MAGNUM				CAB SHOCK
			STANDARD		GAS		
							
<b>FREIGHTLINER — Century Class CST112 Series - Tractor</b>							
—	CST112 Conventional Series (Steering Axle) w/ 1 1/2 Taperleaf 12000 lb. Spring	1013211000 1013211000	—	—	65148 66433	—	—
—	CST112 Conventional Series (Cab Shock) w/ O.E. Number	1841762000 1841762001 1841762002	—	—	—	—	66122 66121 66122
<b>FREIGHTLINER — Classic &amp; Classic XL</b>							
2011-01	Models w/ Hendrickson Front Airtek	58913003 58913003L	—	—	65530 65530	—	—
2011-01	Models w/ 12,000 lb Taperleaf Front Suspension	1013063000 1013063000 1013211000 1013211000 1013634000 1013634000 1013021000 1013021000	—	—	65148 66433 65148 66433 65148 66433 65148 66433	—	—
2011-01	Models w/ OEM Part Number	680009 70029 1012032002 1012032004	—	—	65471 65116 65103 65103	—	—
2011-01	Models w/ FAS II Rear Air Suspension	1615817000 1618708000 680611	—	—	—	65490 65490 65490	—
2011-01	Models w/ OEM Part Number	1829846000	—	—	—	—	66147
<b>FREIGHTLINER — Columbia</b>							
2020-01	Models w/ Hendrickson Front Airtek Suspension	58913003 58913003L 58913012	—	—	65530 65530 65530	—	—
2020-01	Models w/ 12,000 lb Taperleaf Front Suspension	1013809000 1013021000 1013211000 1013063000 1013634000	—	—	65148 65148 65148 65148 65148	—	—
2020-01	Models w/ FAS II Rear Air Suspension	1615817000 1618708000 680611	—	—	—	65490 65490 65490	—
2017-01	Models w/ OEM Part Number	1829846000	—	—	—	—	66147
2018-01	Models w/ Sleeper Cabs	1841762000 1860764000 1869674000	—	—	—	—	66122 66122 66122
<b>FREIGHTLINER — Coronado</b>							
2020-01	Models w/ 12,000 lb to 20,000 lb front axle	1013809000 1013211000	—	—	65148 65148	—	—
2020-01	Models w/ Hendrickson Front Airtek Suspension	58913012 58913003	—	—	65530 65530	—	—
2020-01	Models w/ FAS II (40,000 lb) Rear Air Suspension	1618708000 1615817000 680611	—	—	—	65490 65490 65490	—
2020-01	Models w/ TufTrac Rear Air Suspension	1615770000	—	—	—	65526	—
2020-01	Models w/ Chalmers 46,000 lb Rear Suspension	665174 665174	—	—	—	65433 66636	—
2020-01	Models w/ OEM Part Number	1869674000 1841762000 1841765002 1860764000	—	—	—	—	66122 66122 66122 66122

PART NUMBER IN LIGHT FACE TYPE IS SUPERSEDING OR REPLACING THIS PART NUMBER

COMMERCIAL VEHICLES  
RECREATIONAL VEHICLES  
SCHOOL BUSES  
BUSES & COACHES  
TRUCKS, TRAILERS & SUSPENSIONS  
INTERCHANGES  
NUMERICAL LISTINGS  
MOUNTING & LENGTH BY PART  
MOUNTING & LENGTH BY MOUNT

TRUCKS, TRAILERS AND SUSPENSIONS	OEM	MONROE MAGNUM				CAB SHOCK
		STANDARD		GAS		
						

### FREIGHTLINER — Custom Chassis





—	M-Line Walk In Van (Drive Axle) MT-FD 16 (UPS Truck)	P117099	—	—	—	66692	—
—	MB55 (Steering Axle)	1617684000	—	—	66648	—	—
—	MC Chassis (Steering Axle)	654918 P117146	—	—	66691	—	—
—	MC Chassis (Drive Axle)	P117099	—	—	—	66692	—
—	MP14 & MP19 Chassis	1615475000 654958 P117253	—	—	66697	—	—
—	MT45 Walk In Van (Steering Axle) w/ 35" Front Spring w/ 38" Front Spring	1615474000 1615473000 1615089000	—	—	66402	—	—
—	MT45 Walk In Van (Drive Axle)	1614562000 1615064000 1615394000	—	—	—	555012 66405 66615	—
—	MT55 Walk In Van (Steering Axle) w/ 35" Front Spring w/ 38" Front Spring	1617684000 1615473000 1615089000	—	—	66448 66402 66697	—	—
—	MT55 Walk In Van (Drive Axle)	1615436000 1616542000 1615705000 1615934000 1616262000 1619933000	—	—	—	66403 66403 66692 66692 66692 66444	—

### FREIGHTLINER — FLA, FLB Series - COE Truck & Tractor





—	COE Series (Steering Axle)	1012030002 1012032000 1012032001 1012032002 1012032003 1012032004 70042 535228 680009	—	—	65103	—	—
—	COE Series (Drive Axle) w/ Airliner Rolling Lobe Spring Air Suspension	1613947000 1613947000 6813260400 6813260400	—	—	—	65408 66432 65408 66432	—
—	COE Series (Drive Axle) w/ Convolute Spring Air Suspension	1612117000	—	—	—	65407	—
—	COE Series (Drive Axle) w/ FAS II Air Suspension	1613957000 1615817000 680339	—	—	—	65490 65490 65490	—
—	COE Series (Drive Axle) w/ Rear Air Suspension	16106800 16106880 535227 650224 651352 660235 665236	—	—	—	66716 66957 66957 66957 66716 66716 66957	—
—	COE Series (Tag Axle) w/ Neway Air Suspension	90044162	—	—	—	66893	—
—	COE Series (Cab Shock) w/ O.E. Number	6818910205 12020054	—	—	—	—	66112 66104





### FREIGHTLINER — FLC & FLD Series - 112 & 120 Conventional Truck & Tractor

—	112 Conventional Series (Steering Axle)	1012030002 1012032000 1012032001	—	—	65103	—	—
---	---	--	---	---	-------	---	---





TRUCKS, TRAILERS AND SUSPENSIONS		OEM	MONROE MAGNUM				CAB SHOCK
			STANDARD		GAS		
							
<b>FREIGHTLINER — FLC &amp; FLD Series - 112 &amp; 120 Conventional Truck &amp; Tractor (Cont.)</b>							
—	112 Conventional Series (Steering Axle)	1012032002	—	—	65103	—	—
		1012032003	—	—	65103	—	—
		1012032004	—	—	65103	—	—
		6813230900	—	—	66658	—	—
—	112 Conventional Series (Steering Axle) w/ Low Profile Air Suspension	1013021000	—	—	65139	—	—
		1013021000	—	—	66418	—	—
—	112 Conventional Series (Drive Axle) w/ Airliner Rolling Lobe Spring Air Suspension	1613947000	—	—	—	65408	—
		1613947000	—	—	—	66432	—
		6813260400	—	—	—	65408	—
		6813260400	—	—	—	66432	—
—	112 Conventional Series (Drive Axle) w/ Convoluted Spring Air Suspension	1612117000	—	—	—	65407	—
—	112 Conventional Series (Drive Axle) w/ FAS II Air Suspension	1613957000	—	—	—	65490	—
		1615817000	—	—	—	65490	—
		680339	—	—	—	65490	—
—	112 Conventional Series (Drive Axle) w/ Low Profile Air Suspension	1614259000	—	—	—	65489	—
—	112 Conventional Series (Drive Axle) w/ Rear Air Suspension	16106800	—	—	—	66716	—
		16106880	—	—	—	66957	—
		535227	—	—	—	66957	—
		650224	—	—	—	66957	—
		651352	—	—	—	66716	—
		660235	—	—	—	66716	—
		665236	—	—	—	66957	—
—	112 Conventional Series (Tag Axle) w/ Neway Air Suspension	90044162	—	—	—	66893	—
—	112 Conventional Series (Cab Shock) w/ Link Cab Suspension	12010012	—	—	—	—	66178
		12011043	—	—	—	—	66162
		12011044	—	—	—	—	66162
		12020012	—	—	—	—	66178
		12021043	—	—	—	—	66162
		12021044	—	—	—	—	66162
—	112 & 120 Conventional Series (Cab Shock) w/ O.E. Number	1829846000	—	—	—	—	66147
		1841762001	—	—	—	—	66121
		1860765000	—	—	—	—	66162
		12021043	—	—	—	—	66162
		12021044	—	—	—	—	66162
—	120 Conventional Series (Steering Axle)	1012030002	—	—	65103	—	—
		1012032000	—	—	65103	—	—
		1012032001	—	—	65103	—	—
		1012032002	—	—	65103	—	—
		70042	—	—	65103	—	—
		535228	—	—	65103	—	—
		680009	—	—	65103	—	—
—	120 Conventional Series (Steering Axle) w/ Low Profile Air Suspension	1013021000	—	—	65139	—	—
		1013021000	—	—	66418	—	—
—	120 Conventional Series (Drive Axle) w/ Airliner Rolling Lobe Spring Air Suspension	1613947000	—	—	—	65408	—
		1613947000	—	—	—	66432	—
		6813260400	—	—	—	65408	—
		6813260400	—	—	—	66432	—
—	120 Conventional Series (Drive Axle) w/ Convoluted Spring Air Suspension	1612117000	—	—	—	65407	—
—	120 Conventional Series (Drive Axle) w/ FAS II Air Suspension	1613957000	—	—	—	65490	—
—	120 Conventional Series (Drive Axle) w/ Low Profile Air Suspension	1614259000	—	—	—	65489	—
—	120 Conventional Series (Drive Axle) w/ Rear Air Suspension	16106880	—	—	—	66957	—
		535227	—	—	—	66957	—
		650224	—	—	—	66957	—





COMMERCIAL VEHICLES  
RECREATIONAL VEHICLES  
SCHOOL BUSES  
BUSES & COACHES  
TRUCKS, TRAILERS & SUSPENSIONS  
INTERCHANGES  
NUMERICAL LISTINGS  
MOUNTING & LENGTH BY PART  
MOUNTING & LENGTH BY MOUNT

TRUCKS, TRAILERS AND SUSPENSIONS		OEM	MONROE MAGNUM				CAB SHOCK
			STANDARD		GAS		
							
<b>FREIGHTLINER — FLC &amp; FLD Series - 112 &amp; 120 Conventional Truck &amp; Tractor (Cont.)</b>							
—	120 Conventional Series (Drive Axle) w/ Rear Air Suspension	651352 660235 665236	—	—	—	66716 66716 66957	—
—	120 Conventional Series (Tag Axle) w/ Neway Air Suspension	90044162	—	—	—	66893	—
<b>FREIGHTLINER — Legacy</b>							
—	All (Steering Axle)	6813230900	—	—	66658	—	—
—	All (Drive Axle) w/ FAS II Air Suspension	1613957000 1613957003 1615817000 680339	—	—	—	65490 65490 65490 65490	—
<b>FREIGHTLINER — Severe Duty Series — 108SD, 114SD, 122SD</b>							
2019-12	Models w/ Flat Leaf Spring	1013684000 1013809000	—	—	65148 65148	—	—
2019-12	Models w/ 12,000 to 16,000 lb. Front Axle and Taperleaf Spring	1013760000 1012388000 1012390000	—	—	65540 65540 65540	—	—
2019-12	Models w/ Freightliner TufTrac Rear Air Suspension	1615770000	—	—	—	65526	—
2019-12	Models w/ FAS II 40,000 lb Rear Air Suspension	1615817000	—	—	—	65490	—
2019-12	Models w/ Hendrickson HMX 400/460 Haulmax-w/ 16.5" Saddle Height	60680004 60680004L H60680004	—	—	—	65507 65507 65507	—
2019-12	Models w/ Hendrickson HMX 400/460 Haulmax-w/ 17.5" and 18.5" Saddle Height	60680005 60680005L H60680005	—	—	—	65508 65508 65508	—
2018-12	Models w/ OE part number	1860766000	—	—	—	—	66209
2018-12	Models w/ OE part number	1860764000	—	—	—	—	66122
<b>FRUEHAUF SUSPENSION</b>							
—	Air Suspension	680298 UCE1295001 UCE1295901 UCE8339901 UCF8339001 UCF8339002	—	—	—	65421 65410 65410 65421 65421 65421	—
—	Lift Axle	UCE9399001	—	—	—	66833	—
—	L Suspension	UCD6216001	—	—	—	66893	—
—	NT Suspension w/ Drop Frame	680298 UCE8339901 UCF8339001 UCF8339002	—	—	—	65421 65421 65421 65421	—
—	O.E. Number	5352858 UCA01113 UCA5431 UCD6216001 UEY1124001	—	—	—	65442 65455 65442 66893 66878	—
—	T Suspension	UCE1295001 UCE1295901	—	—	—	65410 —	—
—	W24T1 Suspension	UCE2983000 UCE2983001	—	—	—	65417 65417	—
<b>FWD</b>							
—	O.E. Number	450739	—	—	65471	—	—
<b>GENERAL TRAILER CO.</b>							
—	O.E. Number	1201 12608	—	—	—	66884 66884	—





TRUCKS, TRAILERS AND SUSPENSIONS		OEM	MONROE MAGNUM				CAB SHOCK
			STANDARD		GAS		
							
<b>GENERAL TRAILER CO. (Cont.)</b>							
—	O.E. Number	650147	—	—	—	66884	—
		CC512	—	—	—	66884	—
		CC514	—	—	—	66884	—
<b>GMC — 3500 Series</b>							
1966-63	Standard and Heavy Duty Truck	—	—	—	66833	66878	—
1962-60	3500	—	—	—	—	66878	—
<b>GMC — 4000 Series</b>							
1966-63	Standard and Heavy Duty Truck	—	—	—	66833	66878	—
1962-60	4000, B-4000, L-4000, S-4000 w/ H-130, H-150, T-150 and 13800 Axle	—	—	—	—	66878	—
<b>GMC — 9500 Series</b>							
1989-77	M, N Chassis - 114" BBC Conventional & 108" BBC Aluminum Conventional Cab	3171069 22046483	—	—	65439 65439	— —	— —
1989-77	M, N Chassis - 114" BBC Conventional & 108" BBC Aluminum Conventional Cab w/ Rear GM Air-Ride Suspension (4 Req'd.)	3171069 22046483	—	—	— —	65455 65455	— —
1989-73	D, F Chassis - 54" BBC Aluminum Tilt Cab	3171069 22012065 22046483	—	—	65439 65439 65439	— — —	— — —
1989-73	D, F Chassis - 54" BBC Aluminum Tilt Cab w/ Rear GM Air- Ride Suspension (4 Req'd.)	3171069 22012065 22046483	—	—	— — —	65455 65455 65455	— — —
1989-73	H, J Chassis - 92" BBC Conventional Cab	3171069 22046483	—	—	65439 65439	— —	— —
1989-73	H, J Chassis - 92" BBC Conventional Cab w/ Rear GM Air- Ride Suspension (4 Req'd.)	3171069 22012065 22046483	—	—	— — —	65455 65455 65455	— — —
1980-73	T, W Chassis - 72" BBC Steel Tilt Cab	5552452 22012091	—	—	65407 65407	— —	— —
1972	92" BBC Conventional Cab w/ 637, 671, NHC 250 & NH230 Engines	4940614 4963854	—	—	66841 66841	— —	— —
1972	92" BBC Conventional Cab w/ V-8 71, NHC 270, NTC 335 & V-8 903 Engines	3171069 22046483	—	—	65439 65439	— —	— —
1972	114" BBC Conventional Cab 6 x 4 w/ V-8 903 & NTC 350 Engines	3171069 22046483	—	—	65439 65439	— —	— —
1972	114" BBC Conventional Cab w/ V-8 71 Engine	4940614 4963854	—	—	66841 66841	— —	— —
1972-66	48" BBC Aluminum Tilt Cab	5552454	—	—	—	—	—
1972-66	54" BBC Aluminum Tilt Cab	3171069 22046483	—	—	65439 65439	— —	— —
1972-66	72" BBC Steel Tilt Cab	5552452 22012091	—	—	65407 65407	— —	— —
1972-66	92" & 114" BBC Conventional Cab w/ 7000, 9000, 12000 lb. Axles	3171069 22046483	—	—	65439 65439	— —	— —
1968-67	Truck and School Bus — Exc. 92" BBC Conventional Cab	—	—	—	66833	66878	—
1968-66	92" BBC Conventional Cab	—	—	—	66841	66878	—
1967	92" & 114" BBC Conventional Cab	3171068 3192657 4940614 4963853 4963854	—	—	66841 66841 66841 66841	— — — —	— — — —
1967	114" BBC Conventional Cab	3171069 22046483	—	—	65439 65439	— —	— —





COMMERCIAL VEHICLES  
RECREATIONAL VEHICLES  
SCHOOL BUSES  
BUSES & COACHES  
TRUCKS, TRAILERS & SUSPENSIONS  
INTERCHANGES  
NUMERICAL LISTINGS  
MOUNTING & LENGTH BY PART  
MOUNTING & LENGTH BY MOUNT

TRUCKS, TRAILERS AND SUSPENSIONS		OEM	MONROE MAGNUM				CAB SHOCK
			STANDARD		GAS		
							
<b>GMC — C-Series/Topkick (Inc. C4500-C8500)</b>							
2009-04	C4500 - C5500	—	—	—	—	65172	—
2009-04	C4500 - C8500	—	—	—	—	65173	—
2007-00	PS4620P, 4650P Step Van (Walk-In)	15123676 15174898	— —	— —	65161 65161	— —	— —
2007-90	C Chassis - Conventional Cab	15123676 15174898 15887728	— — —	— — —	65161 65161 65161	— — —	— — —
2002-90	Conventional Cab (Steering Axle)	15588554  22064230	—  —	—  —	65161  66628 65161 66628	—  —	—  —
2002-90	Conventional Cab (Drive Axle) w/ 13500, 15000 lb. Taperleaf Springs	22064231	—	—	—	65414	—
2002-90	Conventional Cab (Drive Axle) w/ 15000, 23500 lb. Multileaf Springs	22064232	—	—	—	66626	—
2002-90	Conventional Cab (Drive Axle) w/ 16900 lb. Taperleaf Springs	22064489	—	—	—	65469	—
2002-90	Conventional Cab (Drive Axle) w/ 23000 lb. Taperleaf Springs	22064233	—	—	—	65413	—
2002-90	Conventional Cab (Drive Axle) w/ Hendrickson Air Suspension	12474917 15740554	— —	— —	— —	65420 65420	— —
2002-90	Conventional Cab (Drive Axle) w/ Hendrickson Air Suspension (21000 lb. & 23000 lb.)	12474915 15963161	— —	— —	— —	65479 65479	— —
1996-90	C Chassis - Conventional Cab	15588554  22064230	—  —	—  —	65161 66628 65161 66628	—  —	—  —
1996-90	C Chassis - Conventional Cab with 11000, 13500, 15000 lb Taperleaf Springs	22064231	—	—	—	65414	—
1996-90	C Chassis - Conventional Cab with 15000, 19000, 21000 lb Multileaf Springs	22064232 22064432	— —	— —	— —	66626 65108	— —
1996-90	C Chassis - Conventional Cab with 16900 lb Taperleaf Spring (Low Profile Vehicle)	22064489	—	—	—	65469	—
1996-90	C Chassis - Conventional Cab with 19000, 21000 lb Taperleaf Springs	22064233	—	—	—	65413	—
1996-90	C Chassis - Conventional Cab with 21000 lb Taperleaf Spring	22064489	—	—	—	65469	—
1996-90	C Chassis - Conventional Cab with 21000 lb Taperleaf Spring (Low Profile Vehicle)	22064402	—	—	—	65415	—
1989-79	C Chassis - Conventional Cab	22002295 22007753 22017530 22017531	— — — —	— — — —	66913 66913 66913 66913	— — — —	— — — —
1989-79	C, M Chassis - 97" BBC Conventional Cab	22002294 22002295 22007752 22007753 22017530 22017531	— — — — — —	— — — — — —	34912 66913 34912 66913 66913 66913	— — — — — —	— — — — — —
1989-79	C, M Chassis - 97" BBC Conventional Cab w/ 18,500, 20,800 & 23,000 lb. Rear Axles	22012095 22012166	— —	— —	— —	66833 66833	— —
1989-76	C Chassis - Conventional Cab	22002294 22007752 22012096 22012196	— — — —	— — — —	66637 66637 — —	— — 66878 66878	— — — —
1989-76	C, M Chassis - Conventional Cab	22002294 22007752 22052236	— — —	— — —	34912 34912 65116	— — —	— — —





TRUCKS, TRAILERS AND SUSPENSIONS		OEM	MONROE MAGNUM				CAB SHOCK
			STANDARD		GAS		
							
<b>GMC — C-Series/Topkick (Inc. C4500-C8500) (Cont.)</b>							
1989-76	C, M Chassis - Conventional Cab w/ 9000 & 12000 lb. Axle	22002295 22017530 22017531	— — —	— — —	66913 66913 66913	— — —	— — —
1989-73	C Chassis - Conventional Cab	22012095 22012166	— —	— —	— —	66833 66833	— —
1989-73	C Chassis - Conventional Cab — Exc. with 18,500, 20,800, & 23,000 lb. Rear Axles	3192892 22012096 22012169	— — —	— — —	— — —	66878 66878 66878	— — —
1989-73	C Chassis - Conventional Cab w/ 18,500, 20,800 & 23,000 lb. Rear Axles	4940606 22012095 22012166	— — —	— — —	— — —	66833 66833 66833	— — —
1986-73	H, J, M Chassis - 92" & 114" BBC Conventional Cab	3171069 22046483	— —	— —	65455 65455	— —	— —
1982-79	H, J Chassis - 92" BBC Conventional Cab 4 x 2 w/ Air Suspension	3171069 22012065 22046483	— — —	— — —	— — —	65455 65455 65455	— — —
1982-79	H, J Chassis - 92" BBC Conventional Cab 4 x 2 w/ F090 & F120 Axles	3171069 22012065 22046483	— — —	— — —	— — —	65455 65455 65455	— — —
1981-79	C, M Chassis - 97" BBC Conventional Cab — Exc. with 18,500, 20,800, & 23,000 lb. Rear Axles	22012096 22012169	— —	— —	— —	66878 66878	— —
1981-78	H, J Chassis - 92" BBC Conventional Cab	4963854 4984526	— —	— —	66841 66841	— —	— —
1981-73	H, J Chassis - 92" BBC Conventional Cab w/ V-6, V-8 Gas Engine	4940614 4963854	— —	— —	66841 66841	— —	— —
1980-78	PS4620P, 4650P Step Van (Walk-In)	22002293 22007751	— —	— —	66833 66833	— —	— —
1980-77	H, J Chassis - 92" BBC Conventional Cab	4963854 4984526	— —	— —	66841 66841	— —	— —
1980-75	C Chassis - Conventional Cab	4975510	—	—	66878	—	—
1980-73	C Chassis - Conventional Cab	3192892 4975467 4975494 22007750 22012096 22012169	— — — — — —	— — — — — —	— 66886 66886 66886 — —	66878 — — — 66878 66878	— — — — — —
1980-73	C, M Chassis - Conventional Cab	4940606 22012095 22012166	— — —	— — —	— — —	66833 66833 66833	— — —
1980-73	C, T Chassis - Conventional & Tilt Cab w/ 5000 & 7000 lb. Axle	3192890 4940606 4940662 4975497 22002293 22007701 22007751 22012095	— — — — — — — —	— — — — — — — —	66833 66833 66833 66833 66833 66833 66833 66833	— — — — — — — —	— — — — — — — —
1980-73	H, J, M Chassis - 92" & 114" BBC Conventional Cab	3171069 22046483	— —	— —	65439 65439	— —	— —
1980-73	R Chassis - Rear Engine Bus	5552451 5552452 5552456 22012090 22012091	— — — — —	— — — — —	65407 — — 65407 —	— 65476 65471 — 65476	— — — — —
1980-72	PS4620P, 4650P Step Van (Walk-In)	3192892 22012096	— —	— —	— —	66878 66878	— —
1977	PS4620P, 4650P Step Van (Walk-In)	22012095 22012096	— —	— —	66833 66878	— —	— —

COMMERCIAL VEHICLES  
RECREATIONAL VEHICLES  
SCHOOL BUSES  
BUSES & COACHES  
TRUCKS, TRAILERS & SUSPENSIONS  
INTERCHANGES  
NUMERICAL LISTINGS  
MOUNTING & LENGTH BY PART  
MOUNTING & LENGTH BY MOUNT

TRUCKS, TRAILERS AND SUSPENSIONS		OEM	MONROE MAGNUM				CAB SHOCK
			STANDARD		GAS		
							
<b>GMC — C-Series/Topkick (Inc. C4500-C8500) (Cont.)</b>							
1977	PS4620P, 4650P Step Van (Walk-In)	22012166 22012169	— —	— —	66833 66878	— —	— —
1976-75	C, M Chassis - Conventional Cab	4975510	—	—	66878	—	—
1976-75	C, M Chassis - Conventional Cab w/ 9000 & 12000 lb. Axle	4975511	—	—	66913	—	—
1976-72	PS4620P, 4650P Step Van (Walk-In)	3192890 4940606 4975497 22002293 22007701 22007751 22012095	— — — — — — —	— — — — — — —	66833 66833 66833 66833 66833 66833 66833	— — — — — — —	— — — — — — —
1975-73	C Chassis - Conventional Cab w/ 5000 & 7000 lb. Axle	4975467 4975494 22007750	— — —	— — —	66886 66886 66886	— — —	— — —
1975-73	C, M Chassis - Conventional Cab w/ 9000 & 12000 lb. Axle	3192890 4940606 4975497 22007751 22012095	— — — — —	— — — — —	66833 66833 66833 66833 66833	— — — — —	— — — — —
1972-70	72" BBC Tilt Cab w/ Air Brakes — Exc. Gas Engine	3171462 4940606 22012095	— — —	— — —	66833 66833 66833	— — —	— — —
1972-70	72" BBC Tilt Cab w/ Air Brakes & Gas Engine	5552452 22012091	— —	— —	65407 65407	— —	— —
1972-66	72" BBC Tilt Cab	5544060	—	—	65471	—	—
1972-66	72" BBC Tilt Cab w/ V-6 2 Cycle Diesel Engine 19101 and 19201 Axle	4940600	—	—	—	66894	—
1972-66	72" BBC Tilt Cab w/ V-6 Diesel 2 Cycle Engine 17221 Axle	3192892 22012096	— —	— —	— —	66878 66878	— —
1972-66	92" BBC Conventional Cab w/ 7000 & 9000 lb. Axles	3171069 22046483	— —	— —	65439 65439	— —	— —
1972-66	92" BBC Conventional Cab w/ Tapered 2-Leaf Softride 7000 & 9000 lb. Rating and F070, F090, F120 Axle (7000, 9000, & 12000 lb.)	3171068 3192657 4940614 4963853 4963854	— — — — —	— — — — —	66841 66841 66841 66841 66841	— — — — —	— — — — —
1972-66	92" BBC Conventional Cab w/ Tapered 2-Leaf Softride 11000 lb. Rating and F120 Axle (12000 lb.)	3171069 22046483	— —	— —	65439 65439	— —	— —
1972-66	CE-4500, CS-4500 Conventional Cab w/ V-8 Gas or In-line 6 Gas Engines	3192892 22012096	— —	— —	66878 66878	66878 66878	— —
1972-66	CE-5500, CG-5500, CM-5500, CS-5500 Conventional Cab	3192892 22012096	— —	— —	— —	66878 66878	— —
1972-66	CE-5500, CS-5500 Conventional Cab w/ V-8 Gas or In-line 6 Gas Engines	3192891 3192892 22012096	— — —	— — —	66878 66878 66878	— — —	— — —
1972-66	CE-6500, CM-6500 Conventional Cab w/ V-6 Diesel or V-8 Gas Engines	3192892 22012096	— —	— —	— —	66878 66878	— —
1972-66	CE-6500, ME-6500 Conventional Cab w/ 11000 lb. Axle V-8 Gas Engine	3192890 4940606 22012095	— — —	— — —	66833 66833 66833	— — —	— — —
1972-66	CE-6500, ME-6500 Conventional Cab w/ V-8 Gas Engine — Exc. 11000 lb. Axle	3192891 3192892 22012096	— — —	— — —	66878 66878 66878	— — —	— — —
1972-66	CG-5500, CM-5500, T-5500 Conventional & Tilt Cab w/ V-6 Gas or Diesel Engines	3192890 4940606 22012095	— — —	— — —	66833 66833 66833	— — —	— — —

TRUCKS, TRAILERS AND SUSPENSIONS		OEM	MONROE MAGNUM				CAB SHOCK
			STANDARD		GAS		
							
<b>GMC — C-Series/Topkick (Inc. C4500-C8500) (Cont.)</b>							
1972-66	CM-6500, TE-6500, TM-6500 Conventional Cab w/ V-6 Diesel or V-8 Gas Engines	3192890 4940606 22012095	— — —	— — —	66833 66833 66833	— — —	— — —
1972-66	EG-4500, EM-4500, ES-4500 Cab/Cowl w/ V-6 Gas or Diesel or In-line 6 Gas Engines	3171068 3171462 3192657 3192890 4940614 4963853 4963854 22012095	— — — — — — — —	— — — — — — — —	66841 — 66841 — 66841 66841 66841 —	— 66833 — 66833 — — — 66833	— — — — — — — —
1972-66	EG-5500, EM-5500, ES-5500 Cab/Cowl w/ 6 Cyl. Engines	3171068 3171462 3192657 3192890 4940614 4963853 4963854 22012095	— — — — — — — —	— — — — — — — —	66841 — 66841 — 66841 66841 66841 —	— 66833 — 66833 — — — 66833	— — — — — — — —
1972-66	EG-6500, DM-6500, ES-6500 Cab/Cowl w/ V-6 Gas or Diesel or In-line 6 Gas Engines	3171068 3171462 3192657 3192890 4940614 4963853 4963854 22012095	— — — — — — — —	— — — — — — — —	66841 — 66841 — 66841 66841 66841 —	— 66833 — 66833 — — — 66833	— — — — — — — —
1969-66	72" BBC Tilt Cab	3171462 4940606 22012095	— — —	— — —	66833 66833 66833	— — —	— — —
1968-67	Standard and Heavy Duty Truck	—	—	—	66833	66878	—
1968-67	Truck and School Bus — Exc. 92" BBC Conventional Cab	—	—	—	66833	66878	—
1968-66	92" BBC Conventional Cab	3171068 3192657 4940614 4963853 4963854 —	— — — — — —	— — — — — —	66841 66841 66841 66841 66841 —	— — — — — 66878	— — — — — —
1968-63	DBI-7000 w/ FO-90 Axle	—	—	—	65471	—	—
1968-63	DF-7000, DFI-7000, DFW-7000, DFWI-7000	—	—	—	65471	—	—
1968-63	DF-7100, DFW-7100 Model 450M	—	—	—	65471	—	—
1968-63	DW-6000	—	—	—	65407	—	—
1968-63	W-5000, BW-5000, DW-5000	—	—	—	65407	—	—
1968-63	W-5500	—	—	—	65407	—	—
1968-60	BW-7000, D-7000, DB-7000, DW-7000, DBW-7000, DLW-7000, LW-7000 w/ F-110 & F-150 Axle	—	—	—	65442	—	—
1968-60	L-6000	—	—	—	65449	—	—
1968-60	LW-5500	—	—	—	65449	—	—
1967	92" BBC Conventional Cab	3171068 3192657 4940614 4963853 4963854	— — — — —	— — — — —	66841 66841 66841 66841 66841	— — — — —	— — — — —
1966-63	Standard and Heavy Duty Truck	—	—	—	66833	66878	—
1962-60	5000, B-5000, L-5000 w/ 1618 or 16802 Axle	—	—	—	—	66878	—





COMMERCIAL VEHICLES  
RECREATIONAL VEHICLES  
SCHOOL BUSES  
BUSES & COACHES  
TRUCKS, TRAILERS & SUSPENSIONS  
INTERCHANGES  
NUMERICAL LISTINGS  
MOUNTING & LENGTH BY PART  
MOUNTING & LENGTH BY MOUNT

TRUCKS, TRAILERS AND SUSPENSIONS		OEM	MONROE MAGNUM				CAB SHOCK
			STANDARD		GAS		
							
<b>GMC — T-Series (T5500, T6500, T7500, T8500)</b>							
2007-03	Tilt Cab (Steering Axle)	15123676 88982682	—	—	65161 65161	—	—
2002-97	Tilt Cab (Steering Axle) FL1 Axle 8103 lbs. — Exc. Low Profile	22064805 22064805 22165188 22165188	—	—	65468 66434 65468 66434	—	—
2002-97	Tilt Cab (Steering Axle) FL1 Axle Low Profile	22064804 22165187	—	—	65413 65413	—	—
2002-97	Tilt Cab (Steering Axle) FL2 Axle 11025 lbs.	22064807 22064807 22166442 22166442	—	—	65468 66434 65468 66434	—	—
2002-97	Tilt Cab (Steering Axle) FL3 Axle 14575 lbs.	22064806 22064806 22165189 22165189	—	—	65468 66434 65468 66434	—	—
2002-97	Tilt Cab (Drive Axle) w/ 13500, 15000 lb. Taperleaf Springs	22064231	—	—	—	65414	—
2002-97	Tilt Cab (Drive Axle) w/ 15000, 23500 lb. Multileaf Springs	22064232	—	—	—	66626	—
2002-97	Tilt Cab (Drive Axle) w/ 16900 lb. Taperleaf Springs	22064489	—	—	—	65416	—
2002-97	Tilt Cab (Drive Axle) w/ 23000 lb. Taperleaf Springs	22064233	—	—	—	65413	—
2002-97	Tilt Cab (Drive Axle) w/ Hendrickson Air Suspension	12474917 15740554	—	—	—	65420 65420	—
2002-97	Tilt Cab (Drive Axle) w/ Hendrickson Air Suspension (23000 lb.)	12474915 15963161	—	—	—	65479 65479	—
1980-73	T, W Chassis - 72" BBC Steel Tilt Cab w/ V-6 Diesel Engine	4940606 4975497 22007751 22012095	—	—	66833 66833 66833 66833	—	—
1980-73	T, W Chassis - 72" BBC Steel Tilt Cab w/ V-6 Gas Engine	5552452 22012091	—	—	65407 65407	—	—

### GMC — W Series (Isuzu)

2008-03	W4 Series	8972536200 8972536210	—	—	66653 —	—	—
2003-89	W7T Series (Drive Axle)	1516302150	—	—	—	65154	—
2001-84	W4 Series	8972536510	—	—	—	66618	—
1997-92	W4 Series (Steering Axle)	1516302000	—	—	66675	—	—
1996- Oct 89	W6 Series (Drive Axle)	1516301670	—	—	—	66605	—
1996- Jun 88	W5 Series (Steering Axle)	1516302171	—	—	66677	—	—
1996-86	W7H, W7M Series (Steering Axle)	1516301600 1516301803 1516302000 1516302171	—	—	66625 66625 66675 66677	—	—
1996-86	W7M Series (Steering Axle)	1516301600 1516302171	—	—	66625 66677	—	—
1996-86	W7M Series (Drive Axle)	1516301670	—	—	—	66605	—
Sep 95- 93	W4 Series (Steering Axle) (Gas) w/ 13000 lb. Suspension	8970830290 97083029	—	—	66653 66653	—	—
Sep 95- 93	W4 Series (Drive Axle) (Gas)	9516306662 94033786	—	—	—	66618 66618	—
Jun 95- 87	W4 Series (Steering Axle) (Diesel) w/ 13000 lb. Suspension	8970830290 97083029	—	—	66653 66653	—	—

POUR LES NOTES EN FRANÇAIS, CONSULTER LA TABLE DE MATIÈRES. PARA LAS NOTAS AL PIE DE LA PÁGINA ESPAÑOLAS REFIERA AL CONTENIDO.

TRUCKS, TRAILERS AND SUSPENSIONS		OEM	MONROE MAGNUM				CAB SHOCK
			STANDARD		GAS		
							
<b>GMC — W Series (Isuzu) (Cont.)</b>							
Jun 95-86	W4 Series (Steering Axle) (Diesel) — Exc. w/ 13000 lb. Suspension	8972019600	—	—	66717	—	—
		97201960	—	—	66717	—	—
Jun 95-86	W4 Series (Drive Axle) (Diesel)	9516306662	—	—	—	66618	—
		94033786	—	—	—	66618	—
1993-86	W4 Series (Steering Axle)	8944549860	—	—	66717	—	—
		8944549870	—	—	66717	—	—
		9516306471	—	—	66717	—	—
1993-86	W4500, W5500 Series (Drive Axle)	8972536640	—	—	—	66618	—
1993-86	W4500, W5500 Series (Steering Axle)	—	—	—	66653	—	—
1993-86	W4500, W5500 Series (Steering Axle) — Inc. w/ ABS Brakes	1516302000	—	—	66675	—	—
1992-89	W4 Series Flatlow (Steering Axle)	9516306471	—	—	66717	—	—
1992-89	W4 Series Flatlow (Drive Axle)	8516306660	—	—	—	66618	—
1992-87	W7T Series (Steering Axle)	1516301600	—	—	66625	—	—
		1516301803	—	—	66625	—	—
1991-88	W7T Series (Steering Axle)	1516301600	—	—	66625	—	—
1991-87	W6 Series (Steering Axle)	1516302171	—	—	66677	—	—
1991-86	W6 Series (Steering Axle)	1516301681	—	—	66639	—	—
May 88-88	W5 Series (Steering Axle)	1516302191	—	—	66601	—	—
1980-79	W Chassis - 72" BBC Steel Tilt Cab	22002293	—	—	66833	—	—
		22007751	—	—	66833	—	—

### GRANNING SUSPENSION (See Tuthill Technologies)

—	O.E. Number	6608	—	—	—	66502	—
		680162	—	—	—	65410	—

### GREAT DANE TRAILER

—	Neway, Hendrickson (Turner) or Reyco Suspension	—	—	—	100	—	—
—	Reyco Suspension 87	1816301	—	—	—	66886	—
		1816501	—	—	—	66884	—
—	Reyco Suspension 88	1816401	—	—	—	66833	—

### HARDEE MANUFACTURING

—	O.E. Number	8030223	—	—	—	66886	—
		AS789B	—	—	—	66886	—





### HENDRICKSON — Trailer (Turner) Suspension





—	HC190T / HC190U	A20001	—	—	—	65419	—
		A20001	—	—	—	66608	—
		S20001	—	—	—	65419	—
—	HC230	S20001	—	—	—	66608	—
	Standard Bushing	A20002	—	—	—	65416	—
		S20002	—	—	—	65416	—
	Urethane Bushing	A20889	—	—	—	65416	—
		S20889	—	—	—	65416	—
—	HF190T	A20001	—	—	—	65419	—
		A20001	—	—	—	66608	—
		S20001	—	—	—	65419	—
		S20001	—	—	—	66608	—
—	HF230	A20002	—	—	—	65416	—
		S20002	—	—	—	65416	—
2007-03	HK	S25512	—	—	—	65403	—
—	HS190T / HS190U	A20001	—	—	—	65419	—
		A20001	—	—	—	66608	—
		S20001	—	—	—	65419	—
		S20001	—	—	—	66608	—
—	HS230 / HS250U	A20002	—	—	—	65416	—

**100** Check to see which Suspension is on the Trailer. Then see the correct Suspension Manufacturer listed in the Axle Suspension section.

PART NUMBER IN LIGHT FACE TYPE IS SUPERSEDING OR REPLACING THIS PART NUMBER





COMMERCIAL VEHICLES  
RECREATIONAL VEHICLES  
SCHOOL BUSES  
BUSES & COACHES  
TRUCKS, TRAILERS & SUSPENSIONS  
INTERCHANGES  
NUMERICAL LISTINGS  
MOUNTING & LENGTH BY PART  
MOUNTING & LENGTH BY MOUNT





TRUCKS, TRAILERS AND SUSPENSIONS		OEM	MONROE MAGNUM				CAB SHOCK
			STANDARD		GAS		
							
<b>HENDRICKSON — Trailer (Turner) Suspension (Cont.)</b>							
—	HS230 / HS250U	S20002	—	—	—	65416	—
2007-03	HT	S25512	—	—	—	65403	—
—	HT190T / HT190U	A20001	—	—	—	65419	—
		A20001	—	—	—	66608	—
		S20001	—	—	—	65419	—
		S20001	—	—	—	66608	—
		B23649	—	—	—	65512	—
—	HT230 / HT250U Extended Service  Standard Duty  Urethane Bushing	A20126	—	—	—	65416	—
		B21553	—	—	—	65500	—
		S20126	—	—	—	65416	—
		S21553	—	—	—	65500	—
		A2160	—	—	—	66886	—
		A20002	—	—	—	65416	—
		S20002	—	—	—	65416	—
		A20889	—	—	—	65416	—
		S20889	—	—	—	65416	—
—		HT250 Intraax 5.50" / 6.50" Ride Height Underslug Standard Duty Trailer w/ Air Suspension	A21292	—	—	—	65510
	B23650		—	—	—	65510	—
—	HT250 Intraax 6.50" / 8.00" Ride Height Underslug Heavy Duty Trailer w/ Air Suspension	B22312	—	—	—	65511	—
		B22312	—	—	—	66627	—
		B23651	—	—	—	65511	—
		B23651	—	—	—	66627	—
		S22312	—	—	—	65511	—
		S22312	—	—	—	66627	—
		S23651	—	—	—	65511	—
		S23651	—	—	—	66627	—
—	HT250 Intraax Underslug Heavy Duty Trailer w/ Air Suspension	B23743	—	—	—	65512	—
		B25515	—	—	—	65513	—
		S23743	—	—	—	65512	—
		S25515	—	—	—	65513	—
—	HT250 Intraax w/ Air Suspension — Exc. 5.50" / 6.50" Ride Height Underslug Standard Duty Trailer Suspension	B23649	—	—	—	65512	—
		B23649	—	—	—	66438	—
		S23649	—	—	—	65512	—
		S23649	—	—	—	66438	—
—	HT250T	A2212	—	—	—	65451	—
		S2212	—	—	—	65451	—
—	HT300T Extended Service  Standard Duty Urethane Bushing	A20126	—	—	—	65416	—
		S20126	—	—	—	65416	—
		A2160	—	—	—	66886	—
		A20889	—	—	—	65416	—
		S20889	—	—	—	65416	—
—	HT300U Extended Service	A20126	—	—	—	65416	—
		S20126	—	—	—	65416	—
—	HTDOLLY (23000 GVW)  (30000 GVW)  with bearing	A20002	—	—	—	65416	—
		S20002	—	—	—	65416	—
		A20126	—	—	—	65416	—
		S20126	—	—	—	65416	—
		A20001	—	—	—	65419	—
		A20001	—	—	—	66608	—
		S20001	—	—	—	65419	—
		S20001	—	—	—	66608	—
2007-03	INTRAAX	S25512	—	—	—	65403	—
—	INTRAAX	A20002	—	—	—	65416	—
		S20002	—	—	—	65416	—

TRUCKS, TRAILERS AND SUSPENSIONS		OEM	MONROE MAGNUM				CAB SHOCK
			STANDARD		GAS		
							
<b>HENDRICKSON — Trailer (Turner) Suspension (Cont.)</b>							
—	MT45 Walk-In Van	A1667 S1667	—	—	—	66893 66893	—
—	Slider Trailer w/ Air Suspension	B23548 S23548	—	—	—	65509 65509	—
2007-03	T	S25512	—	—	—	65403	—
—	T-6-062, 370, 422 Air Suspension (Underslung)	A1667 S1667	—	—	—	66893 66893	—
—	T-6-071 Air Suspension (Underslung)	A2212 S2212	—	—	—	65451 65451	—
—	T-9-084 Air Suspension (Underslung)	A2240 S2240	—	—	—	66894 66894	—
—	T-9-106, 278, 313 Air Suspension (Underslung)	A4084 S4084	—	—	—	66833 66833	—
—	T-9-325 Air Suspension (Underslung)	A2218 S2218	—	—	—	66969 66969	—
—	T-9-390 Air Suspension (Underslung)	A2213 S2213	—	—	—	66638 66638	—
—	T-9-422 Air Suspension (Underslung)	A1667 S1667	—	—	—	66893 66893	—
—	T-15-140, 155, 172, 244, 376 Air Suspension (Overslung)	A2218 S2218	—	—	—	66969 66969	—
—	T-15-324 Air Suspension (Overslung)	A2160 S2160	—	—	—	66886 66886	—
—	T-17-141, 174, 284 Air Suspension (Overslung)	A2218 S2218	—	—	—	66969 66969	—
—	T23-US-9-011 Air Suspension (Underslung)	A2213 S2213	—	—	—	66638 66638	—
—	T30 5" Ride Height	A10348	—	—	—	65459	—
—	TDC-014 (Turner) Air Suspension	A2212 S2212	—	—	—	65451 65451	—
—	TMB-14-120 (Turner) Air Suspension	A2213 S2213	—	—	—	66638 66638	—
—	TMB-17-135 (Turner) Air Suspension	A4084 S4084	—	—	—	66833 66833	—
2007-03	VANTRAX HKA180	S25512 B24088 B24088 S24088	—	—	—	65403 65419 66608 65419	—
	HKANT 40K	B24088 B24088 S24088 S24088	—	—	—	65419 66608 65419 66608	—
<b>HENDRICKSON — Truck Suspension</b>							
—	Air Tek (Steering Axle)	58913003 589133C	—	—	65530 65530	—	—
2010-06	Composilite SC (Steerable Lift Axle)	009600 R009600 OE15244	—	—	—	66437 66437 66437	—
—	HA Series Air Suspension	479028 4790224 4790228	—	—	—	65412 65420 65420	—
	Use on Ford	4790213	—	—	—	65479	—
	Use on Mack	479029 4790220	—	—	—	65481 65411	—
—	HA-180, -200, -230, -360, -400, -460 (HA-340, -380) Air Ride Suspension						

PART NUMBER IN LIGHT FACE TYPE IS SUPERSEDING OR REPLACING THIS PART NUMBER





COMMERCIAL VEHICLES  
RECREATIONAL VEHICLES  
SCHOOL BUSES  
BUSES & COACHES  
TRUCKS, TRAILERS & SUSPENSIONS  
INTERCHANGES  
NUMERICAL LISTINGS  
MOUNTING & LENGTH BY PART  
MOUNTING & LENGTH BY MOUNT

TRUCKS, TRAILERS AND SUSPENSIONS		OEM	MONROE MAGNUM				CAB SHOCK
			STANDARD		GAS		
							
<b>HENDRICKSON — Truck Suspension (Cont.)</b>							
—	New Style	4790213	—	—	—	65479	—
	Old Style	479028	—	—	—	65412	—
—	HAS Air Suspension	4790222	—	—	—	65412	—
		4790225	—	—	—	65482	—
		4790226	—	—	—	65478	—
		573245	—	—	—	65427	—
		579054	—	—	—	65478	—
	Use on Hino	60670006	—	—	—	65505	—
		6067012	—	—	—	65506	—
		579055	—	—	—	65479	—
		598514	—	—	—	65478	—
		598515	—	—	—	65479	—
—	HAS AL 2 Series Air Suspension	579052	—	—	—	65482	—
		598512	—	—	—	65482	—
—	HAS AL Series Air Suspension	579053	—	—	—	65481	—
		598513	—	—	—	65481	—
—	HAS AL V Series Air Suspension	64080001	—	—	—	65480	—
—	HAS Tractor w/ Air Suspension	606706	—	—	—	65505	—
		6067012	—	—	—	65506	—
—	HAS-40LH Air Suspension	60680001	—	—	—	65480	—
		579851	—	—	—	65480	—
		598521	—	—	—	65480	—
—	HAS-120L	60670010	—	—	—	65479	—
—	HAS-150L	60670003	—	—	—	65479	—
—	HAS-190, -210, -230, -360, -400, -402, -460 Air Suspension	60675005	—	—	—	65483	—
		4790224	—	—	—	65420	—
		579051	—	—	—	65484	—
		586231	—	—	—	65483	—
		593051	—	—	—	65485	—
		598511	—	—	—	65484	—
—	HAS-210, -230 Low Profile Air Suspension	4790219	—	—	—	65411	—
2007-03	HK	S25512	—	—	—	65403	—
—	HLP Paralift Auxiliary Lifttable Steerable System	632155	—	—	—	66502	—
		A14496	—	—	—	66502	—
—	HLU Paralift Ultra Auxiliary Lifttable Steerable System	632155	—	—	—	66502	—
		A14496	—	—	—	66502	—
—	HN-2 Series Suspension	572413	—	—	—	66648	—
—	HN-460 Suspension	4790211	—	—	—	66886	—
		—	—	—	—	65505	—
—	HMX 400/460 HaulMaax Series w/ 16.5" Saddle Height	60680004	—	—	—	65507	—
		60680004L	—	—	—	65507	—
		H60680004	—	—	—	65507	—
—	HMX 400/460 HaulMaax Series w/ 17.5" & 18.5" Saddle Height	60680005	—	—	—	65508	—
		60680005L	—	—	—	65508	—
		H60680005	—	—	—	65508	—
—	HNT Suspension	4790218	—	—	—	65478	—
—	HS-40LH Air Suspension	572411	—	—	—	65480	—
—	HS-400 Air Suspension	572412	—	—	—	65480	—
2007-03	HT	S25512	—	—	—	65403	—
2007-03	Intraax	S25512	—	—	—	65403	—
—	O.E. Number	12738	—	—	—	66957	—
		479023	—	—	66833	—	—
		70018	—	—	—	65476	—
		70021	—	—	—	65476	—
		70088	—	—	—	65471	—
		680091	—	—	—	65476	—
		5554596	—	—	—	65476	—
		AE761643	—	—	—	65471	—





TRUCKS, TRAILERS AND SUSPENSIONS		OEM	MONROE MAGNUM				CAB SHOCK
			STANDARD		GAS		
							
<b>HENDRICKSON — Truck Suspension (Cont.)</b>							
—	O.E. Number	AE761644	—	—	—	66957	—
		BE761642	—	—	—	65476	—
		BE761643	—	—	—	65471	—
		BE761644	—	—	—	66957	—
—	Para Steer (Steering Axle)	58913003	—	—	65530	—	—
		58913003L	—	—	65530	—	—
—	Primaax Steele Axle w/ Air Suspension	606573	—	—	65504	—	—
		606574	—	—	65504	—	—
		606577	—	—	65504	—	—
—	RT Air Suspension	573246	—	—	—	65453	—
—	Sof Tek (Steering Axle)	58913003	—	—	65530	—	—
		589133C	—	—	65530	—	—
2007-03	Hendrickson T	S25512	—	—	—	65403	—
2007-03	Vantraax	S25512	—	—	—	65403	—
<b>HINO — 145</b>							
2010-05	All w/ O.E. Part Number	485003710A	—	—	65110	—	—
		485003710	—	—	65110	—	—
		S485003710	—	—	65110	—	—
		485303280	—	—	—	66459	—
<b>HINO — 155</b>							
2018-13	Models w/ OEM Part Number	4851180162	?	?	66722	?	?
2017-13	Models w/ OEM Part Number	4851137320	?	?	66722	?	?
<b>HINO — 165</b>							
2010-05	All w/ O.E. Part Number	485003710A	—	—	65110	—	—
		485003710	—	—	65110	—	—
		S485003710	—	—	65110	—	—
		485303280	—	—	—	66459	—
<b>HINO — 185</b>							
2010-05	All w/ O.E. Part Number	485003710A	—	—	65110	—	—
		485003710	—	—	65110	—	—
		S485003710	—	—	65110	—	—
		485303280	—	—	—	66459	—
<b>HINO — 195</b>							
2018-13	Models w/ OEM Part Number	4851180162	?	?	66722	?	?
		4851137320	?	?	66722	?	?
2017-13	Models w/ Hendrickson Comfort Air Suspension	60670018	?	?	?	66454	?
<b>HINO — 238</b>							
2016-15	Models w/ OEM Part Number	48500E0420	?	?	66721	?	?
2014-05	Models w/ OEM Part Number	485003720	?	?	66624	?	?
		S485003720	?	?	66624	?	?
2018-08	Models w/ Hendrickson Rear Air Suspension	48530E0100	?	?	?	66455	?
		60670014	?	?	?	66455	?
		60670019	?	?	?	66455	?
<b>HINO — 268, 268A</b>							
2018-15	Models w/ OEM Part Number	48500E0420	?	?	66721	?	?
2014-05	Models w/ OEM Part Number	485003720	?	?	66624	?	?
		S485003720	?	?	66624	?	?
2018-05	Models w/ Hendrickson Rear Air Suspension	60670012	?	?	?	65506	?

PART NUMBER IN LIGHT FACE TYPE IS SUPERSEDING OR REPLACING THIS PART NUMBER

COMMERCIAL VEHICLES  
RECREATIONAL VEHICLES  
SCHOOL BUSES  
BUSES & COACHES  
TRUCKS, TRAILERS & SUSPENSIONS  
INTERCHANGES  
NUMERICAL LISTINGS  
MOUNTING & LENGTH BY PART  
MOUNTING & LENGTH BY MOUNT

TRUCKS, TRAILERS AND SUSPENSIONS		OEM	MONROE MAGNUM				CAB SHOCK
			STANDARD		GAS		
							
<b>HINO — 308</b>							
2008-05	Models w/ OEM Number	485003720	?	?	66624	?	?
		S485003720	?	?	66624	?	?
<b>HINO — 338</b>							
2019-15	Models w/ OEM Part Number	48500E0420	?	?	66721	?	?
2014-05	Models w/ OEM Part Number	485003720	?	?	66624	?	?
		S485003720	?	?	66624	?	?
2019-08	Models w/ Hendrickson Rear Air Suspension	48530E0100	?	?	?	66455	?
		60670014	?	?	?	66455	?
<b>HINO — 358</b>							
2019-15	Models w/ OEM Part Number	48500E0420	?	?	66721	?	?
2014-08	Models w/ OEM Part Number	485003720	?	?	66624	?	?
		S485003720	?	?	66624	?	?
2019-08	Models w/ Hendrickson Rear Air Suspension	48530E0100	?	?	?	66455	?
		60670014	?	?	?	66455	?
<b>HINO — EF Series</b>							
2009-05	EF750	—	—	—	—	—	66133
<b>HINO — FA &amp; FB Series</b>							
2002-98	FA1517	485002750	—	—	66639	—	—
		485302510	—	—	—	34802	—
2002-98	FB1817	485002750	—	—	66639	—	—
		485302510	—	—	—	34802	—
1997-93	FA1415 (FA15), FB1715 (FB15)	485001950	—	—	66639	—	—
		485301910	—	—	—	34802	—
1992	FA15, FB15	485001950	—	—	66639	—	—
		485301910	—	—	—	34802	—
1991-89	FA14, FB14	485001950	—	—	66639	—	—
		485301910	—	—	—	34802	—
<b>HINO — FD Series</b>							
2002	FD2320, FD2320LP	485001801	—	—	66714	—	—
		485301880	—	—	—	65118	—
2001-98	FD2220, FD2220LP	485001801	—	—	66714	—	—
		485301880	—	—	—	65118	—
1997-93	FD2218, FD2218LP	485001801	—	—	66714	—	—
		485301880	—	—	—	65118	—
1992	FD20	485001801	—	—	66714	—	—
1991-88	FD17	485001801	—	—	66714	—	—
		485301880	—	—	—	65118	—
1987-86	FD16	485001801	—	—	66714	—	—
<b>HINO — FE Series</b>							
2002-98	FE2620	485001940	—	—	66624	—	—
		485001941	—	—	66624	—	—
		485301900	—	—	—	66864	—
2002-96	FE3020	485001940	—	—	66624	—	—
		485001941	—	—	66624	—	—
		485301900	—	—	—	66864	—
1996-93	FE2618 (FE5H)	485001940	—	—	66624	—	—
		485001941	—	—	66624	—	—
		485301900	—	—	—	66864	—
1993-82	FE20	485001541	—	—	66841	—	—
		485301900	—	—	—	66864	—
1993-82	FE23	485001541	—	—	66841	—	—
1991-84	FE17, FE19	485001541	—	—	66841	—	—
		485301900	—	—	—	66864	—





POUR LES NOTES EN FRANÇAIS, CONSULTER LA TABLE DE MATIÈRES. PARA LAS NOTAS AL PIE DE LA PÁGINA ESPAÑOLAS REFIERA AL CONTENIDO.

TRUCKS, TRAILERS AND SUSPENSIONS		OEM	MONROE MAGNUM				CAB SHOCK
			STANDARD		GAS		
							
<b>HINO — FE Series (Cont.)</b>							
1987-86	FE16	485001801	—	—	66714	—	—
		485301890	—	—	—	66864	—
<b>HINO — FF Series</b>							
1998	FF3320	485001940	—	—	66624	—	—
		485001941	—	—	66624	—	—
		485301880	—	—	—	65118	—
1998-97	FF3020	485001940	—	—	66624	—	—
		485001941	—	—	66624	—	—
		485301900	—	—	—	66864	—
1997-93	FF3018 (FF5H)	485001940	—	—	66624	—	—
		485001941	—	—	66624	—	—
		485301900	—	—	—	66864	—
1996-93	FF3020 (FF4H)	485001940	—	—	66624	—	—
		485001941	—	—	66624	—	—
		485301900	—	—	—	66864	—
1992	FF20, FF23	485001940	—	—	66624	—	—
		485001941	—	—	66624	—	—
		485301900	—	—	—	66864	—
1991-84	FF17, FF19	485001940	—	—	66624	—	—
		485001941	—	—	66624	—	—
		485301900	—	—	—	66864	—
1989-88	FFC1	485001940	—	—	66624	—	—
		485001941	—	—	66624	—	—
		485301900	—	—	—	66864	—
1988-87	FFC1	485301900	—	—	—	66864	—
<b>HINO — FG Series</b>							
1985-84	FG19, FG22	485301900	—	—	—	66864	—
<b>HINO — GC Series</b>							
1992	GC20	485001801	—	—	66714	—	—
		485302050	—	—	—	66716	—
1991-90	GC17	485001801	—	—	66714	—	—
		485302050	—	—	—	66716	—
<b>HINO — NJ Series</b>							
—	NJ268 w/ Hendrickson Rear Air Drive	6067013	—	—	—	65483	—
		485003720	—	—	66624	—	—
<b>HINO — SG Series</b>							
2003-93	SG3320 SG3323	485301320	—	—	—	65149	—
		485301740	—	—	—	65149	—
		485301920	—	—	—	65149	—
2003-93	SG5523	485301320	—	—	—	65149	—
		485301740	—	—	—	65149	—
		485301920	—	—	—	65149	—
1992-86	SG20 SG17 SG23	485301320	—	—	—	65149	—
		485301740	—	—	—	65149	—
		485301920	—	—	—	65149	—
1992-86	SG221 SG231	485301320	—	—	—	65149	—
		485301740	—	—	—	65149	—
		485301920	—	—	—	65149	—
<b>HOBBS TRAILERS</b>							
—	O.E. Number	680117	—	—	—	65410	—
<b>HUTCHENS SUSPENSION</b>							
—	1200 MK2 Air Suspension	942300	—	—	—	66893	—





COMMERCIAL  
VEHICLESRECREATIONAL  
VEHICLESSCHOOL  
BUSESBUSES &  
COACHESTRUCKS, TRAILERS  
& SUSPENSIONS

INTERCHANGES





NUMERICAL  
LISTINGSMOUNTING &  
LENGTH BY PARTMOUNTING &  
LENGTH BY MOUNT





TRUCKS, TRAILERS AND SUSPENSIONS		OEM	MONROE MAGNUM				CAB SHOCK
			STANDARD		GAS		
							
<b>HUTCHENS SUSPENSION (Cont.)</b>							
—	O.E. Number	113800	—	—	—	65410	—
		113900	—	—	—	65410	—
		H1138	—	—	—	65410	—
		H1139	—	—	—	65410	—
<b>HYSTER EQUIPMENT</b>							
—	Straddle Carrier	73516	—	—	66957	66957	—
		650150	—	—	66957	66957	—
<b>IMT CORP.</b>							
—	Heavy Duty Steer Axle (11 1/2" Travel)	—	—	—	—	66505	—
<b>INTERNATIONAL — 405 Series</b>							
—	D-405, DB-405, DC-405, DCO-405, DF-405 & VCO-405 — Exc. Axle Code 02136	426744R91 453576C91	— —	— —	— —	65407 65407	— —
—	DBF-405, DCF-405, DCOF-405 & VCOF-405 w/ Axle Code 02136	293009C91 426744R91 453576C91 453577C91	— — — —	— — — —	65407 65407 65407 65407	— — — —	— — — —
—	DT-405, DBT-405, DCT-405, DCOT-405 & VCOT-405 — Exc. Axle Code 02136	426744R91 453576C91	— —	— —	65407 65407	— —	— —
—	DT-405, DBT-405, DCT-405, DCOT-405 & VCOT-405 w/ Axle Code 02136	293009C91 426744R91 453576C91 453577C91	— — — —	— — — —	65407 65407 65407 65407	— — — —	— — — —
<b>INTERNATIONAL — 417 Series</b>							
—	DCO-417 & DCOF-417	426744R91 453576C91	— —	— —	65407 65407	— —	— —
<b>INTERNATIONAL — 7600 and 8600 Series</b>							
2009-06	All	—	—	—	—	—	66131
<b>INTERNATIONAL — 8000 and 9000 Series</b>							
2009-01	All	3564158C1	—	—	—	—	66139
2009-98	All	3501427C1	—	—	—	—	66138
<b>INTERNATIONAL — A, B, AC, and BC Conventional</b>							
—	A-140 (4 x 4)	—	—	—	—	66841	—
—	A-160, B-160, AC-160, BC-160	308649C91 308650C91 453567C91	— — —	— — —	— — —	66841 66841 66841	— — —
—	A-170, B-170, AC-170, BC-170, A-180, B-180 AC-180, BC-180	308646C91 308649C91 308650C91 453567C91	— — — —	— — — —	66828 — — —	— 66841 66841 66841	— — — —
—	AB-140	—	—	—	34803	34803	—
—	AC-170 & BC-170 (4 x 4)	—	—	—	—	66841	—
—	AC-180 & BC-180 (4 x 4)	—	—	—	—	66841	—
—	ACF-170 & BCF-170	308646C91	—	—	66828	—	—
—	BCF-195-D	—	—	—	66957	—	—
—	C-150	308649C91 308668C91 453556C91 453567C91 —	— — — — —	— — — — —	— — — — 34803	66841 66828 66828 66841 —	— — — — —
<b>INTERNATIONAL — Binder</b>							
—	Binder	453556C91	—	—	66828	—	—

POUR LES NOTES EN FRANÇAIS, CONSULTER LA TABLE DE MATIÈRES. PARA LAS NOTAS AL PIE DE LA PÁGINA ESPAÑOLAS REFIERA AL CONTENIDO.

TRUCKS, TRAILERS AND SUSPENSIONS		OEM	MONROE MAGNUM				CAB SHOCK
			STANDARD		GAS		
							
<b>INTERNATIONAL — Binder (Cont.)</b>							
—	Binder	453571C91	—	—	—	66841	—
		467983C91	—	—	66828	—	—
		467985C91	—	—	66828	—	—
		471201C91	—	—	66828	—	—
—	S Series Binder	472367C91	—	—	66921	—	—
<b>INTERNATIONAL — Cargostar</b>							
—	CO-190, COF-190, VCO-190, VCOF-190 & CO-200, DCO-200, VCO-200 & CO-220, VCO-220 & VCO-190 (4 Man Cab) (Steering Axle)	204994R91	—	—	66957	—	—
		210534R92	—	—	66957	—	—
		288920C91	—	—	66957	—	—
		453561C91	—	—	66957	—	—
		453562C91	—	—	66957	—	—
		453565C91	—	—	66957	—	—
		453569C91	—	—	66957	—	—
		467371C91	—	—	66957	—	—
		467372C91	—	—	66957	—	—
—	CO-190, VCO-190, CO-200, DCO-200, VCO-200, CO-220, VCO-220 (Drive Axle) w/ Air Ride Suspension After Chassis No. G-387453	350425C1	—	—	—	65410	—
		462557C91	—	—	—	65410	—
—	CO-190, VCO-190, CO-200, DCO-200, VCO-200, CO-220, VCO-220 (Drive Axle) w/ Air Ride Suspension Before Chassis No. G-387453	350426C1	—	—	—	65474	—
—	CO-1600, CO-1610A & B, CO-1630A & B, CO-1700, CO-1710A & B, CO-1730A & B, CO-1750, CO-1750A & B, CO-1800, CO-1810A & B, CO-1830A & B, CO-1850, and CO-1850A & B (Drive Axle)	206620R91	—	—	—	66841	—
		294334C91	—	—	—	66841	—
		308649C91	—	—	—	66841	—
		308650C92	—	—	—	66841	—
		360444C91	—	—	—	66828	—
		453564C91	—	—	—	66828	—
		453567C91	—	—	—	66841	—
		453570C91	—	—	—	66841	—
		467983C91	—	—	—	66828	—
		467984C91	—	—	—	66841	—
—	CO-1610A & B, CO-1630A & B, CO-1710A & B, CO-1730A & B, CO-1750A & B, CO-1810A & B, CO-1830A & B, COF- 1810A & B (Steering Axle) — Exc. Axle Codes 02074, 02403, 02109, 02139, 02309, 02339	453572C91	—	—	66861	—	—
—	CO-1610A & B, CO-1630A & B, CO-1710A & B, CO-1730A & B, CO-1750A & B, CO-1810A & B, CO-1830A & B, COF- 1810A & B (Steering Axle) w/ Axle Codes 02074, 02403, 02109, 02139, 02309, 02339	873619C92	—	—	66863	—	—
—	CO-1910A & B, CO-1950A & B, COF-1910A & B, COF-1950A & B (Steering Axle)	453572C91	—	—	66861	—	—
		873619C92	—	—	66863	—	—
—	CO-1950 (Drive Axle) w/ Air Ride Suspension After Chassis No. G-387453	350425C1	—	—	—	65410	—
		462557C91	—	—	—	65410	—
—	CO-1950 (Drive Axle) w/ Air Ride Suspension Before Chassis No. G-387453	350426C1	—	—	—	65474	—
—	CO-1950, COF-1950 & COT-1950 (Steering Axle)	204994R91	—	—	66957	—	—
		288920C91	—	—	66957	—	—
		288921C91	—	—	66957	—	—
		453561C91	—	—	66957	—	—
		453565C91	—	—	66957	—	—
		453566C91	—	—	66957	—	—
		453569C91	—	—	66957	—	—
		467371C91	—	—	66957	—	—
		467372C91	—	—	66957	—	—
<b>INTERNATIONAL — CF Series (Citystar)</b>							
—	CF500 w/ 6,000 GVW	3586706C2	—	—	66408	—	—





COMMERCIAL VEHICLES  
RECREATIONAL VEHICLES  
SCHOOL BUSES  
BUSES & COACHES  
TRUCKS, TRAILERS & SUSPENSIONS  
INTERCHANGES  
NUMERICAL LISTINGS  
MOUNTING & LENGTH BY PART  
MOUNTING & LENGTH BY MOUNT





TRUCKS, TRAILERS AND SUSPENSIONS		OEM	MONROE MAGNUM				CAB SHOCK
			STANDARD		GAS		
							
<b>INTERNATIONAL — CF Series (Citystar) (Cont.)</b>							
—	CF600 w/ 17,999 to 19,500 GVW	3586902C2	—	—	—	66409	—
<b>INTERNATIONAL — Co-Transtar And Transtar II</b>							
—	7070B, F-7070B, CO-7070B & COF-7070B (Steering Axle)	426744R91 453576C91 453576C92 477132C1	— — — —	— — — —	65407 65407 65103 65407	— — — —	— — — —
—	CO-4010, COF-4010, COT-4010, COT-4010D, CO-4050, COF-4050, COT-4050, CO-4070, CO-4070A & B, CO-4070D, COF-4070B, COF-4070D, COT-4070D, COF-4077, COF-4077A, COF-4080D, CO4090A, COF-4090A (Steering Axle)	426744R91 453576C91 453576C92 477132C1	— — — —	— — — —	65407 65407 65103 65407	— — — —	— — — —
—	CO-4070A, COF-4070A, COF-4090A (Drive Axle) w/ Rear Air Suspension	462557C91	—	74405	—	—	—
<b>INTERNATIONAL — Durastar 4300, 4400</b>							
2018-13	Models w/ 6,000 - 8,000 lb Front Suspension	3533356C3	—	—	66412	—	—
2019-16	Models w/ 9,000 - 10,000 lb Front Suspension	6127088C1	—	—	65143	—	—
		6127088C1	—	—	66422	—	—
2019-16	Models w/ 11,000 lb - 14,000 lb Front Suspension	6127714C1	—	—	65144	—	—
2015-08	Models w/ 12,000 lb Front Axle	3533357C1	—	—	65144	—	—
		3533357C2	—	—	65144	—	—
		3533357C3	—	—	65144	—	—
2015-08	Models w/ 9,000 - 10,000 lb Front Suspension	3578105C2	—	—	65143	—	—
		3578105C2	—	—	66422	—	—
2018-13	Models w/ 6,000 - 8,000 lb Front Suspension	6127688C1	—	—	65143	—	—
		6127688C1	—	—	66422	—	—
		3533356C3	—	—	65143	—	—
		3533356C3	—	—	66422	—	—
2012-02	Models w/ 6,000 - 8,000 lb Front Suspension	3533356C2	—	—	65143	—	—
		3533356C2	—	—	66422	—	—
		3533356C1	—	—	65143	—	—
		3533356C1	—	—	66422	—	—
2019-16	Models w/ 10,500 lb or 13,500 lb Vari-Rate Rear Spring Suspension	3586902C3	—	—	—	66409	—
		6127087C1	—	—	—	66409	—
2019-16	Models w/ 20,000 lb International IROS Air Suspension	6127713C1	—	—	—	65488	—
2019-08	Models w/ Hendrickson HAS-230 or 460 Rear Air Suspension	60675003	—	—	—	65484	—
		60675003L	—	—	—	65484	—
		H60675003	—	—	—	65484	—
		57905001	—	—	—	65484	—
		3514952C1	—	—	—	65484	—
2011-08	Models with 40,000 lb Rear Air Suspension	3549099C2	—	—	—	65492	—
		3549099C1	—	—	—	65492	—
2019-02	Models with International IROS Air Suspension	3553628C4	—	—	—	65487	—
		3553628C3	—	—	—	65487	—
		3553628C2	—	—	—	65487	—
		3553628C1	—	—	—	65487	—
2012-02	Models w/ 22,000 lb Rear Leaf Spring Suspension	501906C92	—	—	—	66924	—
		501906C91	—	—	—	66924	—
2013	Low Profile Models w/ OEM Part Number	1660846C92	—	—	—	66683	—
2019-18	Models w/ (Cab Shock) OEM Part Number	2509223C91	—	—	—	—	66160
<b>INTERNATIONAL — F &amp; S Series</b>							
—	1600, 1700, 1800, 1900, 2100 Series (Steering Axle)	453576C92 3000070C91	— —	— —	65103 66923	— —	— —
—	1600, 1700, 1800, 1900, 2100 Series (Drive Axle) w/ International Corporate Air Suspension	501553C91 1675455C1 1690035C1	— — —	74420 74420 74420	— — —	65409 65409 65409	— — —

TRUCKS, TRAILERS AND SUSPENSIONS		OEM	MONROE MAGNUM				CAB SHOCK
			STANDARD		GAS		
							
<b>INTERNATIONAL — F &amp; S Series (Cont.)</b>							
—	1600, 1700, 1800, 1900, 2100 Series (Drive Axle) w/ International Corporate Air Suspension	2018987C1	—	74420	—	65409	—
—	1600, 1700, 1800, 1900, 2100 Series (Drive Axle) w/ Neway ARD-234 Air Suspension	537524C91	—	—	—	66638	—
—	1600, 1700, 1800, 1900, 2100 Series w/ International Corporate Air Suspension	—	—	—	—	65409	—
—	1624, 1654, 1724, 1754, 1824, 1854, 1924, F1924, 1925, 1954, F1954, 1955, 2124, 2125, F2125, 2154, 2155 Series (Steering Axle) w/ Front Axle Codes 02071, 02073, 02101	472367C91	—	—	66921	—	—
—	1624, 1654, 1724, 1754, 1824, 1854, 1924, F1924, 1925, 1954, F1954, 1955, 2124, 2125, F2125, 2154, 2155 Series (Steering Axle) w/ Front Axle Codes 02109, 02118, 02309, 02127, 02139, 02329, 02339	472411C91 472412C91 586724C91	— — —	— — —	66923 66923 66923	— — —	— — —
—	1624, 1654, 1724, 1754, 1824, 1854, 1924, F1924, 1925, 1954, F1954, 1955, 2124, 2125, F2125, 2154, 2155 Series (Drive Axle) — Exc. with Rear Axle Codes 14029, 14030, 14187	501905C91 501906C91	— —	— —	— —	66922 66924	— —
—	1624, 1654, 1724, 1754, 1824, 1854, 1924, F1924, 1925, 1954, F1954, 1955, 2124, 2125, F2125, 2154, 2155 Series (Drive Axle) w/ Rear Axle Codes 14029, 14030, 14187	501905C91	—	—	—	66922	—
—	1924, 1954 (6x6) Series (Steering Axle)	472367C91 472414C91	— —	— —	66921 66921	— —	— —
—	2275, F2275, 2524, F2524, 2554, F2554, 2574, F2574, 2575, F2575, F2624, F2654, F2674 Series (Steering Axle) w/ Front Axle Codes 02309, 02329, 02339, 02341	472411C91 472412C91 586724C91	— — —	— — —	66923 66923 66923	— — —	— — —
—	2275, F2275, 2524, F2524, 2554, F2554, 2574, F2574, 2575, F2575, F2624, F2654, F2674 Series (Drive Axle) w/ International Corporate Air Suspension	501553C91 1675455C1 1690035C1 2018987C1	— — — —	— — — —	— — — —	65409 65409 65409 65409	— — — —
—	2275, F2275, 2524, F2524, 2554, F2554, 2574, F2574, 2575, F2575, F2624, F2654, F2674 Series (Drive Axle) w/ Neway ARD-125/244 Air Suspension	790335C91	—	—	—	66710	—
—	2275, F2275, 2524, F2524, 2554, F2554, 2574, F2574, 2575, F2575, F2624, F2654, F2674 Series (Drive Axle) w/ Neway ARD-234 Air Suspension	537524C91	—	—	—	66638	—
—	2275, F2275, 2524, F2524, 2554, F2554, 2574, F2574, 2575, F2575, F2624, F2654, F2674 Series (Drive Axle) w/ Ridewell Rear Suspension	534464C1	—	74406	—	—	—
—	2275, F2275, 2524, F2524, 2554, F2554, 2574, F2574, 2575, F2575, F2624, F2654, F2674 Series w/ International Corporate Air Suspension	—	—	—	—	65409	—
<b>INTERNATIONAL — Firetruck</b>							
—	CO-8190	204994R91 210919R91 453561C91 453565C91 467371C91	— — — — —	— 74001 — — —	66957 — 66957 66957 66957	— — — — —	— — — — —
<b>INTERNATIONAL — Fleetstar - Conventional</b>							
—	1900, 1950, 2000 & 2000D (Steering Axle)	210535R91 453568C91 467372C91	— — —	— — —	66957 66957 66957	— — —	— — —
—	1900A, 2000A Series (Cab Shock) w/ O.E. Number	480945C2	—	—	—	—	66154
—	1910A, 2010A, 2050A, 2070A, 2110A & 2150A (Steering Axle)	308650C92 453570C91 467984C91	— — —	— — —	66841 66841 66841	— — —	— — —





PART NUMBER IN LIGHT FACE TYPE IS SUPERSEDING OR REPLACING THIS PART NUMBER

COMMERCIAL VEHICLES  
RECREATIONAL VEHICLES  
SCHOOL BUSES  
BUSES & COACHES  
TRUCKS, TRAILERS & SUSPENSIONS  
INTERCHANGES  
NUMERICAL LISTINGS  
MOUNTING & LENGTH BY PART  
MOUNTING & LENGTH BY MOUNT





TRUCKS, TRAILERS AND SUSPENSIONS		OEM	MONROE MAGNUM				CAB SHOCK
			STANDARD		GAS		
							
<b>INTERNATIONAL — Fleetstar - Conventional (Cont.)</b>							
—	2000D, 2010A, 2050A, 2070A, 2110A, 2150A (Drive Axle) w/ Air Ride Suspension After Chassis No. G-387453	350425C1 462557C91	— —	74405 74405	— —	— —	— —
—	2000D, 2010A, 2050A, 2070A, 2110A, 2150A (Drive Axle) w/ Air Ride Suspension Before Chassis No. G-387453	350426C1	—	74406	—	—	—
—	F-1900, T-1900, F-1950, T-1950, 2000D & T-2000D (Steering Axle)	210535R91 453568C91 467372C91	— — —	— — —	66957 66957 66957	— — —	— — —
—	F-1910A, F-2010A, F-2050A & F-2070A (Steering Axle)	308650C92 453570C91 467984C91	— — —	— — —	66841 66841 66841	— — —	— — —
—	F-2010A, F-2050A, F-2000D (Drive Axle) w/ Air Ride Suspension	350425C1 462557C91	— —	74405 74405	— —	— —	— —
—	R-185, R-190, RD-190, R-200, RD-200, RF-200, RDF-200, R-220, RD-220, R-210 & RF-210 (Steering Axle)	210533R91 210534R92 210535R91 210536R91 210537R91 210538R91 453562C91 453568C91 467371C91 467372C91	— — — — — — — — — —	— — — — — — — — — —	66957 66957 66957 66957 66957 66957 66957 66957 66957 66957	— — — — — — — — — —	— — — — — — — — — —
<b>INTERNATIONAL — HV Series</b>							
2019	Models w/ Hendrickson Primaax 230/460 Air Suspension with 9" Ride Height	60657003 60657003L H60657003	— — —	— — —	— — —	65504 65504 65504	— — —
2019	Models w/ Hendrickson HMX 400/460 Haulmax with 16.5" Saddle Height	60680004 60680004L H60680004	— — —	— — —	— — —	65507 65507 65507	— — —
2019	Models w/ Hendrickson HMX 400/460 Haulmax with 17.5" or 18.5" Saddle Height	60680005 60680005L H60680005	— — —	— — —	— — —	65508 65508 65508	— — —
<b>INTERNATIONAL — HX Series</b>							
2019-17	Models w/ Hendrickson Primaax 520 Rear Air Suspension (10" Ride Height-Drum Brakes only)	60665013 H60665013	— —	— —	— —	65536 65536	— —
2019-17	Models w/ Hendrickson Primaax 520 Rear Air Suspension (10" Ride Height-Disc Brakes only)	60665015 H60665015	— —	— —	— —	65538 65538	— —
2019-17	Models w/ Hendrickson HAS - 230 or 460 Rear Air Suspension	3514952C1 3626571C1 60675003 60675003L H60675003	— — — — —	— — — — —	— — — — —	65484 65484 65484 65484 65484	— — — — —
2019-17	Models w/ Hendrickson HMX 400/460 Haulmax with 16.5" Saddle Height	60680004 60680004L 64178001 H60680004	— — — —	— — — —	— — — —	65507 65507 65507 65507	— — — —
2019-17	Models w/ Hendrickson HMX 400/460 Haulmax with 17.5" or 18.5" Saddle Height	60680005 60680005L H60680005	— — —	— — —	— — —	65508 65508 65508	— — —
<b>INTERNATIONAL — Loadstar - Conventional</b>							
—	1600 (Steering Axle)	467983C91 471201C91	— —	— —	66828 66828	— —	— —

TRUCKS, TRAILERS AND SUSPENSIONS		OEM	MONROE MAGNUM				CAB SHOCK
			STANDARD		GAS		
							
<b>INTERNATIONAL — Loadstar - Conventional (Cont.)</b>							
—	1600, 1600 4x4, 1610, 1610 4x4, 1610FC, 1700, 1700 4x4, 1710, 1710 4x4, F-1700, F-1750, 1800, F-1800, F1800-D, 1850, F-1850, 1890 & 1890-D (Steering Axle) w/ Axle Codes 02089, 02091	206620R91 308649C91 453567C91	— — —	— — —	66841 66841 66841	— — —	— — —
—	1600, 1600 4x4, 1610, 1610 4x4, 1700, 1700 4x4, 1710, 1710 4x4, 1750, 1800, 1810, 1850, 1890 & 1890D (Drive Axle)	206620R91 206621R91 308649C91 308650C92 329316C92 360444C91 383379C91 453564C91 453567C91 453570C91 453575C91 467983C91 467984C91 471203C91 873622C91	— — — — — — — — — — — — — — —	— — — — — — — — — — — — — — —	— — — — — — — — — — — — — — —	66841 66841 66841 66841 66828 66828 66860 66828 66841 66841 66860 66828 66841 66860 66860	— — — — — — — — — — — — — — — —
—	1600, 1600 4x4, 1610, 1610 4x4, 1700, 1700 4x4, 1710, 1710 4x4, F-1700, 1750, 1800, 1810, F-1800, F-1800-D, 1850, F-1850, 1890 & 1890-D (Steering Axle) — Exc. Axle Codes 02054, 02057, 02059, 02089, 02091, 02098, 02101, 02109, 02139, 02208, 02218, 02228, 02309, 02329, 02339	308668C92 453556C91 467985C91 874695R91	— — — —	— — — —	66828 66828 66828 66828	— — — —	— — — —
—	1600, 1600 4x4, 1610, 1610 4x4, 1610FC, 1700, 1700 4x4, 1710, 1710 4x4, F-1700, F-1750, 1800, F-1800, F1800-D, 1850, F-1850, 1890 & 1890-D (Steering Axle) w/Axle Codes 02054, 02057, 02059, 02098, 02101, 02109, 02139, 02208, 02218, 02228, 02309, 02329, 02339	—	—	—	66828	—	—
—	1600, 1610FC, 1700, 1700 4x4, 1800, 1890, 1890D (Drive Axle)	384435C91 453571C91 462753C91	— — —	— — —	— — —	66841 66841 66841	— — —
—	1700, 1750, 1800, 1850 (Drive Axle) w/ Air Ride Suspension	462557C91	—	—	—	65410	—
<b>INTERNATIONAL — LoneStar Series</b>							
2020-09	Sleeper Cab Models w/ 14,000 lb Parabolic Taperleaf Springs	3813340C1 3813340C2 3813340C3 3813340C4	— — — —	— — — —	65171 65171 65171 65171	— — — —	— — — —
2020-13	Models w/ OEM Part Number	3810581C3 3810581C4	— —	— —	65179 65179	— —	— —
2010-09	Models w/ 12,000 lb Mono Leaf Springs	3819277C1 3819279C1	— —	— —	65170 65170	— —	— —
2015-09	Models w/ 40K Rear Air Suspension	3620395C1 3620395C1 3688614C1 3688614C1 3688615C1 3688615C1 3688616C1 3688616C1	— — — — — — — —	— — — — — — — —	— — — — — — — —	65492 66419 65492 66419 65492 66419 65492 66419	— — — — — — — —
2017-09	Models w/ Hendrickson HAS 230 or HAS 460 Suspensions	3514952C1 57905001 60675003 60675003L H60675003	— — — — —	— — — — —	— — — — —	65484 65484 65484 65484 65484	— — — — —





COMMERCIAL VEHICLES  
RECREATIONAL VEHICLES  
SCHOOL BUSES  
BUSES & COACHES  
TRUCKS, TRAILERS & SUSPENSIONS  
INTERCHANGES  
NUMERICAL LISTINGS  
MOUNTING & LENGTH BY PART  
MOUNTING & LENGTH BY MOUNT

TRUCKS, TRAILERS AND SUSPENSIONS		OEM	MONROE MAGNUM				CAB SHOCK
			STANDARD		GAS		
							
<b>INTERNATIONAL — LoneStar Series (Cont.)</b>							
—	w/ Sleeper Cab & Front Mono Leaf Suspension						
2019-09	Day Cab	12019019	—	—	—	—	66131
		2600487C91	—	—	—	—	66131
		1219018	—	—	—	—	66131
		2600491C91	—	—	—	—	66131
<b>INTERNATIONAL — LT Series</b>							
2019-18	Models w/ 12,000 lb Leaf Spring Suspension	4050443C2	—	—	65158	—	—
2019-18	Models w/ 14,000 lb Taperleaf Front Spring Suspension	4050444C2	—	—	65158	—	—
2019-18	Models w/ Hendrickson HTB 400LT Rear Air Suspension	3684524C1A 60657010	—	—	—	65542	—
			—	—	—	65542	—
<b>INTERNATIONAL — Metro &amp; Multi-Stop Series</b>							
1975-73	Multi-Stop Series MS-1210 & 1510	—	—	—	—	34803	—
1972-66	Metro Series M-700, 800, 900-U, 1000 & 1100	—	—	—	34803	34803	—
1972-66	Metro Series M-1200 — Exc. Frame Code 01000.0962	—	—	—	34904	—	—
1972-66	Metro Series M-1200 w/ 14016 Regular Rear Springs 14020 Rear Axle Code	—	—	—	34803	34803	—
1972-66	Metro Series M-1200 w/ Axle Code 0208 & Frame Code 01000.0962	—	—	—	34803	—	—
1972-66	Metro Series M-1200 w/ Axle Code 14016 & 14020	—	—	—	—	34803	—
1972-66	Metro Series M-1200 w/ Code 03204 Aux. Springs	—	—	—	—	34904	—
—	AM and AMC-160, AMC-164	308649C91 453567C91	—	—	66841 66841	—	—
—	M1600 & MC1600, M1700 & MC1700	206620R91 308649C91 308668C91 308669C91 453556C91 874695R91 874696R91	—	—	— — 66828 66828 66828 66828 66828	66841 66841	—
—	M1600, M1700, M1800, M1900, M2100 Series	453576C92	—	—	65103	—	—
—	M1600, M1700, M1800, M1900, M2100 Series — Exc. with Rear Axle Codes 14029, 14030, 14187	501905C91 501906C91	—	—	—	66922 66924	—
—	M1600, M1700, M1800, M1900, M2100 Series w/ Front Axle Codes 02071, 02073, 02101	472367C91	—	—	66921	—	—
—	M1600, M1700, M1800, M1900, M2100 Series w/ Front Axle Codes 02109, 02118, 02309, 02127, 02139, 02329, 02339	472411C91 472412C91 586724C91	—	—	66923 66923 66923	—	—
—	MA1200, M1400, M1500, MA1500	287318C91 308649C91 308669C91 453531C91 453556C91 453557C91 453567C91 467980C91	—	—	34803 — — — — — — 34803	34803 66841 66828 34803 66828 34803 66841 34803	—
<b>INTERNATIONAL — MV Series</b>							
2019	Models w/ 8,000 lb Front Suspension	3533356C3	—	—	66412	—	—
2019	Models w/ 9,000 lb - 10,000 lb Front Suspension	6127088C1 6127088C1	—	—	65143 66422	—	—
2019	Models w/ 11,000 lb - 14,000 lb Front Suspension	6127714C1	—	—	65144	—	—
2019	Models w/ 40,000 lb Rear Air Suspension	3549099C3	—	—	—	65492	—
2019	Models w/ 20,000 lb IROS Air Suspension	6127713C1	—	—	—	65488	—
2019	Models w/ (Cab Shock) OEM Part Number	2507763C1 2509223C91	—	—	—	—	66160 66160





POUR LES NOTES EN FRANÇAIS, CONSULTER LA TABLE DE MATIÈRES. PARA LAS NOTAS AL PIE DE LA PÁGINA ESPAÑOLAS REFIERA AL CONTENIDO.

TRUCKS, TRAILERS AND SUSPENSIONS		OEM	MONROE MAGNUM				CAB SHOCK
			STANDARD		GAS		
							
<b>INTERNATIONAL — Paystar</b>							
2001-81	5010, F-5010, F-5050, F5050SF, 5070, F-5070, F-5070SF	426744R91 426744R92 453576C91 453576C92 477132C1	74025 74025 74025 — 74025	— — — — —	— — — 65103 —	— — — — —	— — — — —
2014-99	5600i models w/ 16,000 lb Front Axle	4070336C1 1667520C1	— —	— —	65109 65109	— —	— —
2012-04	5900 SB Models w/ 18,000 lb Front Axle	1667520C1	—	—	65109	—	—
2012-00	5900i Models w/ 12,000 lb - 14,000 lb Front Axle	2015556C1	—	—	65107	—	—
2012-04	5900i SFA Models w/ 16,000 lb Front Axle	1667520C1	—	—	65109	—	—
2018-04	Models w/ 10,000 lb - 16,000 lb Front Suspension	3816234C1 3576465C2	— —	— —	65144 65144	— —	— —
2013-99	Models w/ 12,000 lb - 14,000 lb Front Taperleaf Suspension	3868264C1	—	—	65178	—	—
2013-04	Models w/ Hendrickson HMX 400/460 Haulmax w/ 16.5" Saddle Height	60680004 60680004L H60680004	— — —	— — —	— — —	65507 65507 65507	— — —
201-04	5900 SB Models w/ Hendrickson Primaax 230, 460, 690 Air Suspension. Ride Heights 8-1/2" to 10"	60657003 60657003L	— —	— —	— —	65504 65504	— —
2018-04	5900 SB Models w/ Hendrickson Primaax 232, 462, 692 Air Suspension. Ride Heights 8-1/2" to 10"	60657003 60657003L	— —	— —	— —	65504 65504	— —
2015-04	5900 SB Models w/ Hendrickson 46,000 lb Rear Air Suspension	3626571C1 H60657003	— —	— —	— —	65484 65484	— —
2009-04	5900i SFA Models w/ Neway 46,000 lb Rear Air suspension	90044626 2029200C91	— —	— —	— —	66897 66897	— —
<b>INTERNATIONAL — Prostar</b>							
—	Cab Shock	12019030 2611493C1	— —	— —	— —	— —	66131 66131
—	w/ 113" Sleeper Cab (Steer Air or Leaf Spring Suspension)	3806341C4 3810581C4	— —	— —	65179 65179	— —	— —
—	w/ 40K Rear Air Suspension	—	—	—	—	65492	—
—	w/ Day Cab (Steer Air Suspension)	3586883C1 3586883C1 3610199C1 3620395C1 3620395C1	— — — — —	— — — — —	— — 65498 — —	65492 66419 — 65492 66419	— — — — —
—	w/ Day (Steer Leaf Spring Suspension)	3586883C1 3586883C1 3606859C1 3620395C1 3620395C1	— — — — —	— — — — —	— — 65157 — —	65492 66419 — 65492 66419	— — — — —
—	w/ Sleeper Cab (Steer Air Suspension)	3586883C1 3586883C1 3610198C1 3680395C1 3680395C1	— — — — —	— — — — —	— — 65499 — —	65492 66419 — 65492 66419	— — — — —
—	w/ Sleeper Cab (Steer Leaf Spring Suspension)	3586883C1 3586883C1 3606857C1 3620395C1 3620395C1	— — — — —	— — — — —	— — 65158 — —	65492 66419 — 65492 66419	— — — — —
<b>INTERNATIONAL — Series 400, 500 - Medium Cabover Truck &amp; Tractor (Nissan)</b>							
—	400 Series	56101Z5008	—	—	66601	—	—
—	500 Series	56101Z5011	—	—	66602	—	—

COMMERCIAL VEHICLES  
RECREATIONAL VEHICLES  
SCHOOL BUSES  
BUSES & COACHES  
TRUCKS, TRAILERS & SUSPENSIONS  
INTERCHANGES  
NUMERICAL LISTINGS  
MOUNTING & LENGTH BY PART  
MOUNTING & LENGTH BY MOUNT





TRUCKS, TRAILERS AND SUSPENSIONS		OEM	MONROE MAGNUM				CAB SHOCK
			STANDARD		GAS		
							
<b>INTERNATIONAL — Series 600, 700, 900 - Cabover Truck &amp; Tractor (Nissan)</b>							
—	600, 700, 900 Series (Steering Axle)	56101Z1030	—	—	65444	—	—
		56101Z2000	—	—	65444	—	—
<b>INTERNATIONAL — Series 1000, (Durastar) - Forward Control Chassis</b>							
—	1300 (Drive Axle)	56210T8603	—	—	—	66401	—
		56210T8627	—	—	—	66401	—
—	1452, 1652 Series (Steering Axle)	453576C92	—	—	65103	—	—
		472412C91	—	—	66923	—	—
		540395C92	—	—	66605	—	—
		586724C91	—	—	66923	—	—
—	1452, 1652 Series (Drive Axle)	501906C91	—	—	—	66924	—
		1660846C91	—	—	—	66683	—
—	1452, 1652 Series w/ International Corporate Air Suspension	501553C91	—	—	—	65409	—
		1675455C1	—	—	—	65409	—
		1690035C1	—	—	—	65409	—
		2018987C1	—	—	—	65409	—
—	1654 LP Series (Low Profile Vehicle) (Steering Axle)	1660846C91	—	—	—	66683	—
		1663471C1	—	—	66603	—	—
		2039565C1	—	—	—	66956	—
—	M1400, M1600 Series (Steering Axle)	472412C91	—	—	66923	—	—
		586724C91	—	—	66923	—	—
—	M1400, M1600 Series (Drive Axle)	501905C91	—	—	—	66922	—
<b>INTERNATIONAL — Series 2000 - Conventional Truck (Severe Service)</b>							
—	2554, 2574, 2654, 2674 Series (Steering Axle)	472412C91	—	—	66923	—	—
—	2554, 2574, 2654, 2674 Series (Drive Axle) w/ International Corporate Air Suspension	501553C91	—	—	—	65409	—
		1675455C1	—	—	—	65409	—
		1690035C1	—	—	—	65409	—
		2018987C1	—	—	—	65409	—
—	2554, 2574, 2654, 2674 Series (Drive Axle) w/ International Vari-Rate Rear suspension	501906C91	—	—	—	66924	—
—	2554, 2574, 2654, 2674 Series w/ International Corporate Air Suspension	—	—	—	—	65409	—
<b>INTERNATIONAL — Series 3400</b>							
—	34000 Series	2504419C1	—	—	66605	—	—
<b>INTERNATIONAL — Series 4000, (Durastar) - Short Conventional Medium Truck &amp; Tractor</b>							
—	4200, 4300, 4300LP, 4400, 4400LP Series (Steering Axle) w/ 6000 - 8000 lb. Axle	3533356C1	—	—	65143	—	—
		3533356C1	—	—	66422	—	—
—	4200, 4300, 4300LP, 4400, 4400LP Series (Steering Axle) w/ 10000 - 14000 lb. Axle	3533357C1	—	—	65144	—	—
		3533357C2	—	—	65144	—	—
		3533357C3	—	—	65144	—	—
—	4200, 4300, 4300LP, 4400, 4400LP Series (Drive Axle) w/ IAS (Low Profile) Suspension w/ Tapered Rail w/ 5.3" Ride Height	3553628C1	—	—	—	65487	—
—	4600, 4700, 4800, 4900 Series (Steering Axle)	472412C91	—	—	66923	—	—
		586724C91	—	—	66923	—	—
		1663606C91	—	—	65469	—	—
		1667520C1	—	—	65109	—	—
—	4600, 4700, 4800, 4900 Series (Drive Axle) w/ International Corporate Air Suspension	501553C91	—	—	—	65409	—
		1675455C1	—	—	—	65409	—
		1690035C1	—	—	—	65409	—
		2018987C1	—	—	—	65409	—
—	4600, 4700, 4800, 4900 Series (Cab Shock) w/ Link Cab Suspension	12011044	—	—	—	—	66178
		2012769C2	—	—	—	—	66182
—	4600, 4700, 4800, 4900 Series w/ International Corporate Air Suspension	—	—	—	—	65409	—

POUR LES NOTES EN FRANÇAIS, CONSULTER LA TABLE DE MATIÈRES. PARA LAS NOTAS AL PIE DE LA PÁGINA ESPAÑOLAS REFIERA AL CONTENIDO.





TRUCKS, TRAILERS AND SUSPENSIONS		OEM	MONROE MAGNUM				CAB SHOCK
			STANDARD		GAS		
							
<b>INTERNATIONAL — Series 4000, (Durastar) - Short Conventional Medium Truck &amp; Tractor (Cont.)</b>							
—	4600LP Series (Low Profile Vehicle) U-Haul (Steering Axle)	540395C92	—	—	66605	—	—
—	4600LP Series (Low Profile Vehicle) U-Haul (Drive Axle)	1675496C91	—	—	—	66606	—
—	4600LP, 4700LP Series (Low Profile Vehicle) (Steering Axle)	540395C92	—	—	66605	—	—
—	4600LP, 4700LP Series (Low Profile Vehicle) (Drive Axle)	501906C91	—	—	—	66924	—
—	4600LP, 4700LP Series (Low Profile Vehicle) (Drive Axle) w/ Air Suspension	1660846C91	—	—	—	66683	—
—	4900 Series (Steering Axle) w/ Dual Doors	2015556C1 2015556C1	— —	— —	65107 66427	— —	— —
<b>INTERNATIONAL — Series 5000 - Conventional Heavy Duty Truck</b>							
—	5070 Series 6 x 4 (Drive Axle) w/ Neway 14UKY Air Suspension	2029200C91	—	—	—	66833	—
<b>INTERNATIONAL — Series 7000, (Workstar) - Short Conventional Medium Truck &amp; Tractor</b>							
—	7100 Series (Steering Axle)	472412C91 586724C91 1663606C91	— — —	— — —	66923 66923 65469	— — —	— — —
—	7100 Series (Drive Axle) w/ International Corporate Air Suspension	501553C91 1675455C1 1690035C1 2018987C1	— — — —	— — — —	— — — —	65409 65409 65409 65409	— — — —
—	7100 Series w/ International Corporate Air Suspension	—	—	—	—	65409	—
—	7300, 7400, 7500, 7600 Series (Steering Axle) w/ 16000 - 20000 lb w/ Multileaf Spring For Severe Use	3541456C1	—	—	65145	—	—
—	7300, 7400, 7500, 7600 Series (Drive Axle) w/ Hendrickson HAS-230, HAS-400, HAS-460 Suspension	3558089C2	—	—	65146	—	—
—	7300, 7400, 7500, 7600 Series (Drive Axle) w/ IAS Suspension w/ 5.3" Ride Height	47902024	—	—	—	65420	—
—	7300, 7400, 7500, 7600 Series (Drive Axle) w/ IAS Suspension w/ 5.3" Ride Height	3544766C1	—	—	—	65491	—
—	7300, 7400, 7500, 7600 Series (Cab Shock) w/ Link Cab Suspension	12011043 12011049	— —	— —	— —	— —	66162 66162
—	7300, 7400, 7500, 7600 Series (Cab Shock) w/ O.E. Number	2509221C91 2509222C91 2509223C91 2509224C91 2605839C91 3557165C1 3557166C1 3557167C3 3557169C1 3560649C1 3560705C2	— — — — — — — — — — —	— — — — — — — — — — —	— — — — — — — — — — —	— — — — — — — — — — —	66160 66161 66160 66161 66202 66161 66160 66161 66160 66160 66161
—	S7700 Series w/ Multistage Front Suspension	3588591C1 3588592C1	— —	— —	65150 65150	— —	— —
<b>INTERNATIONAL — Series 8000, (Transtar) - Conventional Heavy Duty Truck &amp; Tractor</b>							
2008-07	8600 Series	—	—	—	65163	—	—
—	8100 Series (Steering Axle) — Exc. Axle Codes 02ADD & 2005	472412C91	—	—	66923	—	—
—	8100 Series Car Hauler (Steering Axle) Steer Axle w/ 12000 lb. Spring	1664524C1	—	—	65133	—	—
—	8100, 8200, 8300 Series (Steering Axle)	3000070C91	—	—	66923	—	—

PART NUMBER IN LIGHT FACE TYPE IS SUPERSEDING OR REPLACING THIS PART NUMBER





COMMERCIAL VEHICLES  
RECREATIONAL VEHICLES  
SCHOOL BUSES  
BUSES & COACHES  
TRUCKS, TRAILERS & SUSPENSIONS  
INTERCHANGES  
NUMERICAL LISTINGS  
MOUNTING & LENGTH BY PART  
MOUNTING & LENGTH BY MOUNT

TRUCKS, TRAILERS AND SUSPENSIONS		OEM	MONROE MAGNUM				CAB SHOCK
			STANDARD		GAS		
							
<b>INTERNATIONAL — Series 8000, (Transtar) - Conventional Heavy Duty Truck &amp; Tractor (Cont.)</b>							
—	8100, 8200, 8300 Series (Steering Axle) w/ 12,000 - 14,000 lb. Suspension	1664788C2 1664788C2 2015556C1 2015556C1 3571713C1 3571713C1	— — — — — —	— — — — — —	65107 66427 65107 66427 65107 66427	— — — — — —	— — — — — —
—	8100, 8200, 8300 Series (Steering Axle) w/ 16,000 - 18,000 lb. Suspension	1667520C1	—	—	65109	—	—
—	8100, 8200, 8300 Series (Drive Axle)	501906C91	—	—	—	66924	—
—	8100, 8200, 8300 Series (Drive Axle) w/ International Corporate Air Suspension	501553C91 1675455C1 1690035C1 2018987C1	— — — —	— — — —	— — — —	65409 65409 65409 65409	— — — —
—	8100, 8200, 8300 Series (Cab Shock) w/ Link Cab Suspension	12011213	—	—	—	—	66182
—	8100, 8200, 8300 Series (Cab Shock) w/ O.E. Number	2012768C1 2012769C2 2025790C1	— — —	— — —	— — —	— — —	66179 66182 66179
—	8100, 8200, 8300 Series 6 x 4 (Drive Axle) w/ Neway 14UKY Air Suspension	2029200C91	—	—	—	66833	—
—	8100LP, 8200LP, 8300LP (Low Profile Vehicle) Series (Drive Axle) w/ Air Suspension	1660846C91 2039565C1	— —	— —	— —	66683 66956	— —
—	8500, 8600 Series (Steering Axle) w/ 10000 - 14000 lb. Axle	3533357C1 3588209C1 3602060C1	— — —	— — —	65144 65144 65144	— — —	— — —
—	8500, 8600 Series (Drive Axle) w/ IAS Suspension w/ 9.25" or 9.5" Ride Height	3549099C2 3549099C2	— —	— —	— —	65492 66419	— —
<b>INTERNATIONAL — Series 9100 &amp; 9200 - Tractor &amp; Straight Truck</b>							
—	9100, 9200 Series (Drive Axle)	1660846C91 2039565C1	— —	— —	— —	66683 66956	— —
—	9100, 9200 Series (Drive Axle) w/ International Corporate Air Suspension	501553C91 1675455C1 1690035C1 2018987C1	— — — —	— — — —	— — — —	65409 65409 65409 65409	— — — —
—	9100, 9200 Series (Cab Shock) w/ Link Cab Suspension	12010012 12011212 12011213	— — —	— — —	— — —	— — —	66178 66179 66182
—	9100, 9200 Series (Cab Shock) w/ O.E. Number	2012769C2 2023684C1 2023685C1 2025790C1 2500013C1	— — — — —	— — — — —	— — — — —	— — — — —	66182 66157 66157 66179 66179
—	9100, 9200 Series (ZJ) (Steering Axle) w/ 12,000 - 14,000 lb. Suspension	1664788C2 1664788C2 2015556C1 2015556C1 2032533C1 2032533C1 3571713C1 2571713C1	— — — — — — — —	— — — — — — — —	65107 66427 65107 66427 65107 66427 65107 66427	— — — — — — — —	— — — — — — — —
2003-02	9200 Series w/ 12,000 Front Axle	6127705C1 6127705C1	— —	— —	65147 66426	— —	— —
—	9100, 9200 Series 6 x 4 (Drive Axle) w/ Neway 14UKY Air Suspension	2029200C91	—	—	—	66833	—
—	9100, 9200 Series w/ International Corporate Air Suspension	—	—	—	—	65409	—

POUR LES NOTES EN FRANÇAIS, CONSULTER LA TABLE DE MATIÈRES. PARA LAS NOTAS AL PIE DE LA PÁGINA ESPAÑOLAS REFIERA AL CONTENIDO.

TRUCKS, TRAILERS AND SUSPENSIONS		OEM	MONROE MAGNUM				CAB SHOCK
			STANDARD		GAS		
							
<b>INTERNATIONAL — Series 9100i, 9200i, 9400i Conventional Heavy Duty Tractor</b>							
2008-05	9200i, 9400i Series w/ Hendrickson Drive Suspension (Drive Axle)	659921 659922 3609178C1 3613984C1 3660548C1 3660549C1	— — — — — —	— — — — — —	— — — — — —	65527 65527 65527 65527 65527 65527	— — — — — —
—	9100i, 9200i, 9400i (Low Profile) Series (Drive Axle) w/ Air Ride Suspension w/ 5.1" Ride Height	2039565C1	—	—	—	66956	—
—	9100i, 9200i, 9400i (Low Profile) Series (Drive Axle) w/ Varirate Air Ride Suspension w/ 5.25 - 7" Ride Height	1660846C91	—	—	—	66683	—
—	9100i, 9200i, 9400i Series (Steering Axle) w/ 12000 - 14000 lb. Taperleaf (SBA) Suspension	507202C1	—	—	66969	—	—
—	9100i, 9200i, 9400i Series (Steering Axle) w/ 12000 - 14000 lb. Taperleaf Suspension	3571712C1 3571712C1 3571713C1 3571713C1 3581106C1 3581106C1 3581107C1 3581107C1 3581109C1 3581109C1 3584535C1 3584535C1	— — — — — — — — — — — —	— — — — — — — — — — — —	65107 66427 65107 66427 65147 66426 65147 66426 65147 66426 65147 66426	— — — — — — — — — — — —	
—	9100i, 9200i, 9400i Series (Drive Axle) w/ Air Ride Suspension w/ 9.5" Ride Height For Severe Use	2018987C1	—	—	—	65409	—
—	9100i, 9200i, 9400i Series (Drive Axle) w/ Hendrickson HAS-230, HAS-400, HAS-460 Suspension	47902024	—	—	—	65420	—
—	9100i, 9200i, 9400i Series (Drive Axle) w/ IAS Suspension w/ 9.25" or 9.5" Ride Height	3549099C2 3549099C2 3573265C1 3573265C1	— — — —	— — — —	— — — —	65492 66419 65492 66419	— — — —
—	9100i, 9200i, 9400i Series (Cab Shock) w/ Link Cab Suspension	12011043 12011049 12011212	— — —	— — —	— — —	— — —	66162 66162 66179
—	9100i, 9200i, 9400i Series (Cab Shock) w/ O.E. Number	2509221C91 2509222C91 2509223C91 2509224C91 3557165C1 3557166C1 3557167C3 3557169C1 3560649C1 3560705C2	— — — — — — — — — —	— — — — — — — — — —	— — — — — — — — — —	— — — — — — — — — —	66160 66161 66160 66161 66161 66160 66161 66160 66160 66161
—	9100i, 9200i, 9400i Series w/ 51" Sleeper (Cab Shock)	12010154	—	—	—	—	66126
—	Flat Floor International (IROS) Ride Optimized Suspension (Drive Axle)	3601600C1	—	—	—	65522	—
<b>INTERNATIONAL — Series 9300 &amp; 9400 Long Hood Conventional Truck &amp; Tractor</b>							
—	9300 SBA (Drive Axle) w/ FA-231 Axle	1664149C1	—	—	—	65451	—
—	9300, 9400 Series (Steering Axle)	503610C2 507202C1	— —	— —	66886 66969	— —	— —
—	9300, 9400 Series (Steering Axle) w/ 10,800 & 12,000 lb. Suspension	503610C2	—	—	65106	—	—





COMMERCIAL VEHICLES  
RECREATIONAL VEHICLES  
SCHOOL BUSES  
BUSES & COACHES  
TRUCKS, TRAILERS & SUSPENSIONS  
INTERCHANGES  
NUMERICAL LISTINGS  
MOUNTING & LENGTH BY PART  
MOUNTING & LENGTH BY MOUNT

TRUCKS, TRAILERS AND SUSPENSIONS		OEM	MONROE MAGNUM				CAB SHOCK
			STANDARD		GAS		
							
<b>INTERNATIONAL — Series 9300 &amp; 9400 Long Hood Conventional Truck &amp; Tractor (Cont.)</b>							
—	9300, 9400 Series (Steering Axle) w/ 12,000 - 14,000 lb. Suspension	1664788C2 1664788C2 2015556C1 2015556C1 2032533C1 2032533C1 3571713C1 3571713C1	— — — — — — — —	— — — — — — — —	65107 66427 65107 66427 65107 66427 65107 66427	— — — — — — — —	— — — — — — — —
—	9300, 9400 Series (Steering Axle) w/ 16,000 - 18,000 lb. Suspension	1667520C1	—	—	65109	—	—
—	9300, 9400 Series (Drive Axle)	1660846C91 2039565C1	— —	— —	— —	66683 66956	— —
—	9300, 9400 Series (Drive Axle) w/ Hendrickson Air Suspension	503610C2	—	—	—	66886	—
—	9300, 9400 Series (Drive Axle) w/ International Corporate Air Suspension	501553C91 1675455C1 1690035C1 2018987C1	— — — —	— — — —	— — — —	65409 65409 65409 65409	— — — —
—	9300, 9400 Series (Drive Axle) w/ Neway ARD-125/244 Air Suspension	790335C91	—	—	—	66710	—
—	9300, 9400 Series (Cab Shock) w/ Link Cab Suspension	12011212	—	—	—	—	66179
—	9300, 9400 Series (Cab Shock) w/ O.E. Number	2012769C2 2023684C1 2023685C1 2025790C1 2500013C1	— — — — —	— — — — —	— — — — —	— — — — —	66182 66157 66157 66179 66179
—	9300, 9400 Series 6 x 4 (Drive Axle) w/ Neway 14UKY Air Suspension	2029200C91	—	—	—	66833	—
—	9300, 9400 Series w/ International Corporate Air Suspension	—	—	—	—	65409	—



**INTERNATIONAL — Series 9600 & 9700 High Profile Cabover Tractor**





1996-89	9600, 9700 Series (Steering Axle)	503610C2 507202C1	— —	— —	66886 66969	— —	— —
1996-89	9600, 9700 Series (Steering Axle) w/ 10,800 & 12,000 lb. Suspension	503610C2	—	—	65106	—	—
1996-89	9600, 9700 Series (Steering Axle) w/ 12,000 - 14,000 lb. Suspension	1664788C2 1664788C2 2015556C1 2015556C1 3571713C1 3571713C1	— — — — — —	— — — — — —	65107 66427 65107 66427 65107 66427	— — — — — —	— — — — — —
1996-89	9600, 9700 Series (Steering Axle) w/ 16,000 - 18,000 lb. Suspension	1667520C1	—	—	65109	—	—
1996-89	9600, 9700 Series (Drive Axle) w/ International Corporate Air Suspension	501553C91 1675455C1 1690035C1 2018987C1	— — — —	— — — —	— — — —	65409 65409 65409 65409	— — — —
1996-89	9600, 9700 Series (Drive Axle) w/ International STL Spring Suspension	503550C1	—	—	—	66886	—
1996-89	9600, 9700 Series (Drive Axle) w/ Neway ARD-125/244 Air Suspension	790335C91	—	—	—	66710	—
1996-89	9600, 9700 Series (Drive Axle) w/ Neway ARD-234 Air Suspension	537524C91	—	—	—	66638	—
1996-89	9600, 9700 Series (Cab Shock) w/ Link Cab Suspension	12011212 12020054	— —	— —	— —	— —	66179 66104
1996-89	9600, 9700 Series (Cab Shock) w/ O.E. Number	2012769C2 2025790C1	— —	— —	— —	— —	66182 66179

POUR LES NOTES EN FRANÇAIS, CONSULTER LA TABLE DE MATIÈRES. PARA LAS NOTAS AL PIE DE LA PÁGINA ESPAÑOLAS REFIERA AL CONTENIDO.

TRUCKS, TRAILERS AND SUSPENSIONS		OEM	MONROE MAGNUM				CAB SHOCK
			STANDARD		GAS		
							
<b>INTERNATIONAL — Series 9600 &amp; 9700 High Profile Cabover Tractor (Cont.)</b>							
1996-89	9600, 9700 Series w/ International Corporate Air Suspension	—	—	—	—	65409	—
<b>INTERNATIONAL — 9800 Series</b>							
1999-96	Models w/ Set Forward Axle	503610C2	—	—	65106	—	—
1999-96	Models w/ Set Back Axle	2015556C1	—	—	65107	—	—
1999-96	6 x 4 Models w/ International Air Suspension	2018987C1 2018987C2	—	—	—	65409 65409	—
1999-96	6 x 4 Models w/ Neway AD-246-10 Air Suspension and 60" Axle Spacing	2029200C91 2029200C91	—	—	—	65478 66897	—
1999-96	Models w/ Hendrickson HAS-402-60 Air Suspension	47902024	—	—	—	65420	—
1999-96	Models w/ 89" and 110" Cabs w/ Link Cabmate Model NAV9876	12020054	—	—	—	—	66104
1999-96	Models w/ 48" & 60" Bentz Sleepers w/ Link Cabmate Model IHS4860	12011044	—	—	—	—	66162
<b>INTERNATIONAL — Series 9900i, 9900ix Conventional Heavy Duty Tractor</b>							
2018-99	9900i, 9900ix Series (Steering Axle) w/ 12000 - 14000 lb. Taperleaf (SBA) Suspension	507202C1	—	—	66969	—	—
2018-99	9900i, 9900ix Series (Steering Axle) w/ 12000 - 14000 lb. Taperleaf Suspension	3571711C1 3571711C1 3571713C1 3571713C1 3581106C1 3581106C1 3581107C1 3581107C1 3581109C1 3581109C1 3584535C1 3584535C1 3868264C1 3868265C1 3977759C1	— — — — — — — — — — — — — — — —	— — — — — — — — — — — — — — — —	65107 66427 65107 66427 65147 66426 65147 66426 65147 66426 65147 66426 65178 65178 65180	— — — — — — — — — — — — — — — —	— — — — — — — — — — — — — — — —
2018-99	9900i, 9900ix Series (Drive Axle) w/ Air Ride Suspension w/ 9.5" Ride Height For Severe Duty For Standard Duty	2018987C1 2018987C1	— —	74420	— —	— 65409	— —
2018-99	9900i, 9900ix Series (Drive Axle) w/ Hendrickson HAS- 230, HAS-400, HAS-460 Suspension	47902024	—	—	—	65420	—
2018-99	9900i, 9900ix Series (Drive Axle) w/ International Air Suspension w/ 9.25" or 9.5" Ride Height	3544768C1 3549099C2 3549099C2 3549100C1 3578858C1 3688731C1 3821759C1	— — — — — — —	— — — — — — —	— — — — — — —	65488 65492 66419 65488 65488 65492 65492	— — — — — — —
2018-99	9900i, 9900ix Series (Cab Shock) w/ Link Cab Suspension	12010254 12011043 12011047 12011049 12011212 12021043 2614014C1	— — — — — — —	— — — — — — —	— — — — — — —	— — — — — — —	66126 66162 66162 66162 66179 66162 66162
2018-99	9900i, 9900ix Series (Cab Shock) w/ O.E. Number	2509221C91 2509222C91 2509223C91 2509224C91 3557165C1	— — — — —	— — — — —	— — — — —	— — — — —	66160 66161 66160 66161 66161

COMMERCIAL VEHICLES  
RECREATIONAL VEHICLES  
SCHOOL BUSES  
BUSES & COACHES  
TRUCKS, TRAILERS & SUSPENSIONS  
INTERCHANGES  
NUMERICAL LISTINGS  
MOUNTING & LENGTH BY PART  
MOUNTING & LENGTH BY MOUNT

TRUCKS, TRAILERS AND SUSPENSIONS		OEM	MONROE MAGNUM				CAB SHOCK
			STANDARD		GAS		
							
<b>INTERNATIONAL — Series 9900i, 9900ix Conventional Heavy Duty Tractor (Cont.)</b>							
2018-99	9900i, 9900ix Series (Cab Shock) w/ O.E. Number	3557166C1	—	—	—	—	66160
		3557167C3	—	—	—	—	66161
		3557169C1	—	—	—	—	66160
		3560649C1	—	—	—	—	66160
		3560705C2	—	—	—	—	66161
<b>INTERNATIONAL — Terrastar</b>							
2017-14	4WD Models	3977794C2	—	—	66446	—	—
2018-10	2WD Models w/ 6,000 lb - 7,000 lb Front Axle	3902993C1	—	—	66445	—	—
		3902993C2	—	—	66445	—	—
		3902993C3	—	—	66445	—	—
		3991991C1	—	—	66445	—	—
2017-14	4WD Models w/ Rear Spring Suspension	3945165C1	—	—	—	66447	—
		6127096C1	—	—	—	66447	—
2018-10	Models w/ IROS w/ 6.0" Standard Ride Height	3892445C2	—	—	—	66956	—
		3892445C3	—	—	—	66956	—
		3892445C4	—	—	—	66956	—
2018-10	Models w/ 10,500 lb - 13,500 lb Vari-Rate Rear Spring Suspension	3586902C2	—	—	—	66409	—
		3586902C3	—	—	—	66409	—
<b>INTERNATIONAL — Transtar</b>							
1968-57	4170, F-4170, 4200, F-4200, 4300 & F-4300 (Steering Axle)	426744R91	—	—	65407	—	—
		453576C91	—	—	—	65476	—
		453576C92	—	—	65103	—	—
		477132C1	—	—	65407	—	—
1968-57	4170, F-4170, 4200, F-4200, 4300 & F-4300 (Drive Axle) w/ Air Ride Suspension	350425C1	—	—	—	65410	—
		462557C91	—	—	—	65410	—
1968-57	D-400, DF-400, DC-400, DCF-400 & DCF-400M (Steering Axle) — Exc. Axle Code 02136	426744R91	—	—	65407	—	—
		453576C91	—	—	—	65476	—
1968-57	D-400, DF-400, DC-400, DCF-400 & DCF-400M (Steering Axle) w/ Axle Code 02136	293009C91	—	—	65407	—	—
		426744R91	—	—	65407	—	—
		453576C91	—	—	65407	—	—
		453577C91	—	—	65407	—	—
<b>INTERNATIONAL — Transtar — 8500, 8600 Series</b>							
2019-08	Models w/ 10,000 lb - 14,000 lb Front Axle	3533357C1	—	—	65144	—	—
		3533357C2	—	—	65144	—	—
		3588209C1	—	—	65144	—	—
		3588209C2	—	—	65144	—	—
2019-08	Models w/ OEM Number	3674348C1	—	—	65158	—	—
2019-08	Models w/ 40,000 lb Rear Air Suspension	3549099C1	—	—	—	65492	—
		3549099C2	—	—	—	65492	—
		3549099C3	—	—	—	65492	—
		6127690C1	—	—	—	65492	—
2014-08	Models w/ 36" Sleepers	2509222C91	—	—	—	—	66161
2014-08	Models w/ OEM Part number	2509223C91	—	—	—	—	66160
<b>INTERNATIONAL — Unistar</b>							
—	C07044A	426744R91	—	—	65407	—	—
		453576C91	—	—	—	65476	—
<b>INTERNATIONAL — XT Series</b>							
2009-05	CXT	3606770C1	—	—	65145	—	—
<b>ISUZU — EVR Series</b>							
1993-87	EVR Series (Steering Axle)	1516301600	—	—	66625	—	—
		1516301803	—	—	66625	—	—
1993-87	EVR Series (Drive Axle)	1516302150	—	—	—	65154	—

TRUCKS, TRAILERS AND SUSPENSIONS		OEM	MONROE MAGNUM				CAB SHOCK
			STANDARD		GAS		
							
<b>ISUZU — FRR Series</b>							
2003-95	FRR Series (Steering Axle)	1516302191	—	—	66601	—	—
<b>ISUZU — FSR Series</b>							
2002-97	FSR Series (Steering Axle) FL1 Axle 8103 lbs. — Exc. Low Profile	8220648050	—	—	65468	—	—
2003-97	FSR Series (Steering Axle) FL1 Axle Low Profile	8220648040	—	—	65413	—	—
2003-97	FSR Series (Drive Axle) w/ 15,000 lb. Taperleaf Spring	8220642310	—	—	—	65414	—
2003-97	FSR Series (Drive Axle) w/ 15,000 lb. - 23,500 lb. Multileaf Spring	8220642320	—	—	—	66626	—
2003-97	FSR Series (Drive Axle) w/ 16,900 lb. Taperleaf Springs	8220644890	—	—	—	65416	—
2003-97	FSR Series (Drive Axle) w/ 19000, 23000 lb. Taperleaf Spring	8220642330	—	—	—	65413	—
1996- Oct 89	FSR Series (Drive Axle)	1516301670	—	—	—	66605	—
1992-86	FSR Series (Steering Axle)	1516301600	—	—	66625	—	—
1991-86	FSR Series (Steering Axle)	1516301681	—	—	66639	—	—
		1516302171	—	—	66677	—	—
<b>ISUZU — FTR Series</b>							
2009-05	FTR Series	15123676	—	—	65161	—	—
		15123676	—	—	66628	—	—
		88982682	—	—	65161	—	—
		88982682	—	—	66628	—	—
		15174902	—	—	—	66626	—
		88982686	—	—	—	66626	—
2003-97	FTR Series (Steering Axle) FL2 Axle 11025 lbs.	8220648070	—	—	65468	—	—
2003-97	FTR Series (Steering Axle) FL3 Axle 14575 lbs.	8220648060	—	—	65468	—	—
2003-97	FTR Series (Drive Axle) w/ 15000 lb. Taperleaf Spring	8220642310	—	—	—	65414	—
2003-97	FTR Series (Drive Axle) w/ 15000, 19000, 21000, 23500 lb. Multileaf Spring	8220642320	—	—	—	66626	—
2003-97	FTR Series (Drive Axle) w/ 16900 lb. Taperleaf Springs	8220644890	—	—	—	65416	—
2003-97	FTR Series (Drive Axle) w/ 19000, 23000 lb. Taperleaf Spring	8220642330	—	—	—	65413	—
1996-88	FTR Series (Steering Axle)	1516301600	—	—	66625	—	—
		1516302171	—	—	66677	—	—
1996-88	FTR Series (Drive Axle)	1516301670	—	—	—	66605	—
<b>ISUZU — FVR Series</b>							
2011-00	FVR Series (Steering Axle)	19152843	—	—	65161	—	—
		19152843	—	—	66628	—	—
		15887728	—	—	65161	—	—
		15887728	—	—	66628	—	—
2002-97	FVR Series (Steering Axle) FL2 Axle 11025 lbs.	8220648070	—	—	65468	—	—
2002-97	FVR Series (Steering Axle) FL3 Axle 14575 lbs.	8220648060	—	—	65468	—	—
2011-97	FVR Series Models w/ Hendrickson HAS Suspension	12474915	—	—	—	65479	—
		12474915	—	—	—	66833	—
		60670005	—	—	—	65484	—
2002-97	FVR Series (Drive Axle) w/ 15000 lb. Taperleaf Spring	8220642310	—	—	—	65414	—
2011-90	FVR Series (Drive Axle) w/ 15000, 19000, 21000, 23500 lb. Multileaf Spring.	8220642320	—	—	—	66626	—
		88982686	—	—	—	66626	—
2002-97	FVR Series (Drive Axle) w/ 16900 lb. Taperleaf Springs	8220644890	—	—	—	65416	—
2002-97	FVR Series (Drive Axle) w/ 19000, 23000 lb. Taperleaf Spring. Exc. Low Profile	8220642330	—	—	—	65413	—
1996-86	FVR Series (Steering Axle)	1516301600	—	—	66625	—	—
		1516301803	—	—	66625	—	—

PART NUMBER IN LIGHT FACE TYPE IS SUPERSEDING OR REPLACING THIS PART NUMBER

COMMERCIAL  
VEHICLES

RECREATIONAL  
VEHICLES

SCHOOL  
BUSES

BUSES &  
COACHES





TRUCKS, TRAILERS  
& SUSPENSIONS

INTERCHANGES





NUMERICAL  
LISTINGS

MOUNTING &  
LENGTH BY PART

MOUNTING &  
LENGTH BY MOUNT

TRUCKS, TRAILERS AND SUSPENSIONS		OEM	MONROE MAGNUM				CAB SHOCK
			STANDARD		GAS		
							
<b>ISUZU — FVR Series (Cont.)</b>							
1996-86	FVR Series (Steering Axle)	1516302000 1516302171	— —	— —	66675 66677	— —	— —
1996-86	FVR Series (Drive Axle)	1516301670	—	—	—	66605	—
<b>ISUZU — KS Series</b>							
1985	KS22 Series (Steering Axle)	8972019600 9516306471	— —	— —	66717 66717	— —	— —
1985	KS22 Series (Drive Axle)	8516306660 9516306662	— —	— —	— —	66618 66618	— —
<b>ISUZU — NPR Series</b>							
2019-84	NPR Series	1516302000 8972536200 8972536210 8972536640 8972536510	— — — — —	— — — — —	66675 66653 66653 — —	— — — 66618 66618	— — — — —
Sep 95-93	NPR Series (Steering Axle) (Gas) w/ 13000 lb. Suspension	8970830290	—	—	66653	—	—
Sep 95-93	NPR Series (Steering Axle) (Gas) w/ 11000 lb. Suspension	8972019600	—	—	66717	—	—
Sep 95-93	NPR Series (Drive Axle) (Gas)	8516306660	—	—	—	66618	—
Jun 95-87	NPR Series (Steering Axle) (Diesel) w/ 13000 lb. Suspension	8970830290	—	—	66653	—	—
Jun 95-86	NPR Series (Steering Axle) (Diesel) — Exc. w/ 13000 lb. Suspension	8972019600	—	—	66717	—	—
Jun 95-86	NPR Series (Drive Axle) (Diesel)	9516306662	—	—	—	66618	—
1993-86	NPR Series (Steering Axle)	8944549860 8944549870 8972019600 9516306471	— — — —	— — — —	66717 66717 66717 66717	— — — —	— — — —
1992-89	NPR Series Flatlow (Steering Axle)	9516306471	—	—	66717	—	—
1992-89	NPR Series Flatlow (Drive Axle)	8516306660 9516306662	— —	— —	— —	66618 66618	— —
1989-Jun 88	NPR Series Flatlow (Steering Axle)	1516302191	—	—	66601	—	—
<b>ISUZU — NQR Series</b>							
2019-11	NQR Series	8982326720 8982326721 8980980591 8983162280	— — — —	— — — —	66653 66653 — —	— — 66618 66618	— — — —
2010-08	NQR Series	8972536651 8980980581 8980980591 8983162280	— — — —	— — — —	— — — —	66618 66618 66618 66618	— — — —
2007-00	NQR Series	8972536200 8973070240 8972536651 8972536640	— — — —	— — — —	66653 66653 — —	— — 66618 66618	— — — —
<b>ISUZU — NRR Series</b>							
2019-11	NRR Series	8982326720 8982326721 8980980591 8983162280 8983439860	— — — — —	— — — — —	66653 66653 — — —	— — 66618 66618 66618	— — — — —
2010-05	NRR Series	8972536201	—	—	66653	—	—

POUR LES NOTES EN FRANÇAIS, CONSULTER LA TABLE DE MATIÈRES. PARA LAS NOTAS AL PIE DE LA PÁGINA ESPAÑOLAS REFIERA AL CONTENIDO.

TRUCKS, TRAILERS AND SUSPENSIONS		OEM	MONROE MAGNUM				CAB SHOCK
			STANDARD		GAS		
							
<b>ISUZU — NRR Series (Cont.)</b>							
2010-05	NRR Series	8972536651	—	—	—	66618	—
		8980980591	—	—	—	66618	—
		8983162280	—	—	—	66618	—
1994- Jun 88	NRR Series (Steering Axle)	1516302171	—	—	66677	—	—
May 88- 88	NRR Series (Steering Axle)	1516302191	—	—	66601	—	—
<b>ITI TRAILER</b>							
—	Neway, Hendrickson (Turner) or Reyco Suspension	—	—	—	100	—	—
<b>IVECO</b>							
1988-83	Z-220, Z-220A, Z-220T, Z-230T	8566313	—	—	—	66703	—
<b>JIFFLOX</b>							
—	6000, 7000 Series Truck Dolly w/ Air Suspension	CP5222	—	—	65471	—	—
<b>KALYN TRAILER</b>							
—	Neway, Hendrickson (Turner) or Reyco Suspension	—	—	—	100	—	—
<b>KENWORTH</b>							
—	O.E. Number	3175509	—	—	65442	—	—
		5527606	—	—	65442	—	—
		5533699	—	—	—	66878	—
		K37415	—	—	66966	—	—
<b>KENWORTH — C500, C500B, C500K, C540, C550</b>							
—	Models (Steering Axle) w/ Multileaf Spring	K3743	—	—	66811	—	—
		K3745	—	—	66811	—	—
		K37414	—	—	66811	—	—
		K37433	—	—	66811	—	—
—	Models (Steering Axle) w/ Taperleaf Spring	B711002	—	—	65102	—	—
		B711002	—	—	66423	—	—
		K37411	—	—	65102	—	—
		K37411	—	—	66423	—	—
		K37416	—	—	65102	—	—
		K37416	—	—	66423	—	—
		K37426	—	—	65102	—	—
		K37426	—	—	66423	—	—
		K37427	—	—	65102	—	—
		K37427	—	—	66423	—	—
—	Models (Drive Axle) w/ Air Glide 100 Air Suspension (with 8 Air Bags) (4 units req'd)	K3747	—	—	—	65404	—
		K3747	—	—	—	66424	—
		K3749	—	—	—	65404	—
		K3749	—	—	—	66424	—
		K37429	—	—	—	65404	—
		K37429	—	—	—	66424	—
		K37432	—	—	—	65404	—
		K37432	—	—	—	66424	—
—	Models (Drive Axle) w/ Air Glide 200 w/ 40,000 lb GVW Suspension (with 8 Air Bags) (4 units req'd)	70701	—	—	—	65436	—
		665903	—	—	—	65436	—
		665944	—	—	—	65436	—
	Models (Drive Axle) w/ Air Glide 200 w/ 46,000 lb GVW Suspension (with 8 Air Bags) (4 units req'd)	665945	—	—	—	65404	—
		665945	—	—	—	66424	—
		665906	—	—	—	65404	—
		665906	—	—	—	66424	—
—	Models (Drive Axle) w/ Air Glide 380 Air Suspension (38,000 lb)	C711002	—	—	—	65495	—
		C711002	—	—	—	66436	—
		C716000	—	—	—	65495	—

**100** Check to see which Suspension is on the Trailer. Then see the correct Suspension Manufacturer listed in the Axle Suspension section.

**PART NUMBER IN LIGHT FACE TYPE IS SUPERSEDING OR REPLACING THIS PART NUMBER**

COMMERCIAL  
VEHICLES

RECREATIONAL  
VEHICLES

SCHOOL  
BUSES

BUSES &  
COACHES





TRUCKS, TRAILERS  
& SUSPENSIONS

INTERCHANGES





NUMERICAL  
LISTINGS

MOUNTING &  
LENGTH BY PART

MOUNTING &  
LENGTH BY MOUNT

TRUCKS, TRAILERS AND SUSPENSIONS		OEM	MONROE MAGNUM				CAB SHOCK
			STANDARD		GAS		
							
<b>KENWORTH — C500, C500B, C500K, C540, C550 (Cont.)</b>							
—	Models (Drive Axle) w/ Air Glide 380 Air Suspension (38,000 lb)	C716000	—	—	—	66436	—
<b>KENWORTH — K100, K100E</b>							
—	K100E (Cab Shock) w/ O.E. Number	KW1102B KWE90112	—	—	—	—	66111 66111
—	Models (Steering Axle) w/ Multileaf Spring	K3743 K3745 K37414 K37433	—	—	66811 66811 66811 66811	—	—
—	Models (Steering Axle) w/ Set Back Front Axle	665331 K37413 K374131	—	—	66966 66966 66966	—	—
—	Models (Steering Axle) w/ Taperleaf Spring	K37411 K37411 K37416 K37416 K37426 K37426 K37427 K37427	—	—	65102 66423 65102 66423 65102 66423 65102 66423	—	—
—	Models (Drive Axle) w/ Air Glide 100 Air Suspension (with 8 Air Bags) (4 units req'd)	K3747 K3747 K3749 K3749 K37429 K37429 K37432 K37432	—	—	—	65404 66424 65404 66424 65404 66424 65404 66424	—
—	Models (Drive Axle) w/ Air Glide 200 w/ 40000 GWV Suspension (with 8 Air Bags) (4 units req'd)	70701 665903 665944	—	—	—	65436 65436 65436	—
—	Models (Drive Axle) w/ TBB (Torsion Bar Bogey) & KW Air Ride Suspension (with 4 Air Bags)	K3744 K37428	—	—	—	65442 65442	—
—	Models (Cab Shock) w/ Link Cab Suspension	12020032 12021064 12021164	—	—	—	—	66106 66159 66159
<b>KENWORTH — K270, K370</b>							
2017-13	Models w/ Reyco 102 Suspension	1672501	—	—	—	66878	—
2017-13	Models w/ Reyco 21,000 lb - 23,000 lb Springs	1949501	—	—	—	66969	—
2017-13	Models w/ Hendrickson HAS-230L Rear Air Suspension	60670008 60670008L	—	—	—	65481 65481	—
<b>KENWORTH — K300</b>							
2005-93	K300 COE Medium Duty	665565	—	—	66707	—	—
2005-93	Models w/ 12,000 lb Taper Leaf Front Springs w/ 5/8" Top Mounting Bolt	B711000 665617	—	—	65128 65128	—	—
2005-93	Models w/ Mult-Leaf Springs Front Axle w/ 3/4" Mounting Bolts	B711003 K37433 K37414 K3745 K3743	—	—	66811 66811 66811 66811 66811	—	—
2005-93	Models w/ Reyco 1209 or 1212 Suspension (Steering Axle)	1949501	—	—	66969	—	—
2005-93	Models w/ (Steering Axle) Taperleaf Spring w/ 1" Mounting Bolts	K37411 K37411 K37416 K37416	—	—	65102 66423 65102 66423	—	—





POUR LES NOTES EN FRANÇAIS, CONSULTER LA TABLE DE MATIÈRES. PARA LAS NOTAS AL PIE DE LA PÁGINA ESPAÑOLAS REFIERA AL CONTENIDO.





TRUCKS, TRAILERS AND SUSPENSIONS		OEM	MONROE MAGNUM				CAB SHOCK
			STANDARD		GAS		
							
<b>KENWORTH — K300 (Cont.)</b>							
2005-93	Models w/ (Steering Axle) Taperleaf Spring w/ 1" Mounting Bolts	K37426	—	—	65102	—	—
		K37426	—	—	66423	—	—
		K37427	—	—	65102	—	—
		K37427	—	—	66423	—	—
2005-93	Models (Drive Axle) w/ Air Glide 100 Air Suspension (w/ 8 Air Bags) (4 units req'd)	K3747	—	—	—	65404	—
		K3747	—	—	—	66424	—
		K3749	—	—	—	65404	—
		K3749	—	—	—	66424	—
		K37429	—	—	—	65404	—
		K37429	—	—	—	66424	—
		K37432	—	—	—	65404	—
2005-93	Models (Drive Axle) w/ Air Glide 200 w/ 40,000 lb GVW (w/ 8 Air Bags) (4 units req'd)	70701	—	—	—	65436	—
		665903	—	—	—	65436	—
		665944	—	—	—	65436	—
2005-93	Models (Drive Axle) w/ Air Glide 200 w/ 46,000 lb GVW (w/ 8 Air Bags) (4 units req'd)	665945	—	—	—	65404	—
		665945	—	—	—	66424	—
		665906	—	—	—	65404	—
		665906	—	—	—	66424	—
2005-93	Models w/ Hendrickson Rear Air Suspension	4790219	—	—	—	65411	—
2005-93	Models w/ Reyco 102 or 79KB Suspension (Drive Axle)	1949501	—	—	—	66969	—
		1672501	—	—	—	66878	—
2005-93	Models w/ Woodhead Shock	ACHB966	—	—	—	65161	—
		ACHB966	—	—	—	66628	—
<b>KENWORTH — T170</b>							
2019-08	Models w/ 8,000 lb Taperleaf Springs	B711000	—	—	65128	—	—
		665617	—	—	65128	—	—
2019-08	Models w/ Reyco 79KB Rear Suspension	1949501	—	—	—	66969	—
		1672501	—	—	—	66878	—
<b>KENWORTH — T270, T370</b>							
2019-15	Models w/ 10,000 lb - 14,600 lb Taperleaf Springs and Set Back Front Axles	B716019	—	—	65175	—	—
2017-10	Models w/ 8,000 lb Front Axles	B716004	—	—	65175	—	—
2019-15	Models w/ 16,000 lb - 20,000 lb Taperleaf Springs and Set Back Front Axle	B716020	—	—	65176	—	—
2010-08	Models w/ 12,000 lb Front Axle	665617	—	—	65128	—	—
2014-10	Models w/ 13,200 lb - 14,600 lb Front Axle	B716006	—	—	65175	—	—
2014-10	Models w/ 10,000 lb - 12,000 lb Front Axle	B716005	—	—	65175	—	—
2018-08	Models w/ Hendrickson HAS 210L or HAS 230L Rear Air Suspension	60670008	—	—	—	65481	—
		60670008L	—	—	—	65481	—
2019-08	Models w/ AG210L Air Suspension	C711017	—	—	—	65528	—
		C711011	—	—	—	65528	—
2019-10	Models w/ Air Glide 400L Rear Air Suspension	C711017	—	—	—	65528	—
		C711011	—	—	—	65528	—
2019-08	Models w/ 21,000 lb - 23,000 lb Reyco Spring Suspension	1949501	—	—	—	66969	—
		TK19679	—	—	—	66969	—
2019-08	Models w/ Hendrickson HMX 400/460 Haulmax w/ 16.5" Saddle Height	60680004	—	—	—	65507	—
		60680004L	—	—	—	65507	—
		64178001	—	—	—	65507	—
		H60680004	—	—	—	65507	—
2019-08	Models w/ Hendrickson HMX 400 and 460 Haulmax w/ 17.5" & 18.5" Saddle Height	60680005	—	—	—	65508	—
		60680005L	—	—	—	65508	—
		H6068005	—	—	—	65508	—
2014-10	Models w/ Hendrickson HAS 400 Rear Air Suspension	60670005	—	—	—	65484	—
		60670005L	—	—	—	65484	—

COMMERCIAL  
VEHICLESRECREATIONAL  
VEHICLESSCHOOL  
BUSESBUSES &  
COACHESTRUCKS, TRAILERS  
& SUSPENSIONS

INTERCHANGES





NUMERICAL  
LISTINGSMOUNTING &  
LENGTH BY PARTMOUNTING &  
LENGTH BY MOUNT

TRUCKS, TRAILERS AND SUSPENSIONS		OEM	MONROE MAGNUM				CAB SHOCK
			STANDARD		GAS		
							
<b>KENWORTH — T300</b>							
2019-16	Models w/ 10,000 lb - 14,600 lb Taperleaf Springs and Set Back Front Axle	B716019	—	—	65175	—	—
2009-94	Models w/ 12,000 lb Taper Leaf Front Springs w/ 5/8" Top Mounting Bolt	B711000 665617	— —	— —	65128 65128	— —	— —
2009-95	Models w/ Mult-Leaf Springs Front Axle w/ 3/4" Mounting Bolts	B711003 K37433 K37414 K3745 K3743	— — — — —	— — — — —	66811 66811 66811 66811 66811	— — — — —	— — — — —
2009-95	Models w/ (Steering Axle) Taperleaf Spring w/ 1" Mounting Bolts	B711002 B711002 K37411 K37411 K37416 K37416 K37426 K37426 K37427 K37427	— — — — — — — — — —	— — — — — — — — — —	65102 66423 65102 66423 65102 66423 65102 66423 65102 66423	— — — — — — — — — —	— — — — — — — — — —
2018-95	Models w/ Reyco 1209 or 1212 Suspension (Steering Axle)	1949501	—	—	66969	—	—
2009-94	Models (Drive Axle) w/ Air Glide 100 Air Suspension (w/ 8 Air Bags) (4 units req'd)	K3747 K3747 K3749 K3749 K37429 K37429 K37432 K37432	— — — — — — — —	— — — — — — — —	— — — — — — — —	65404 66424 65404 66424 65404 66424 65404 66424	— — — — — — — —
2009-94	Models (Drive Axle) w/ Air Glide 200 w/ 40,000 lb GVW (w/ 8 Air Bags) (4 units req'd)	70701 665903 665944	— — —	— — —	— — —	65436 65436 65436	— — —
2009-94	Models (Drive Axle) w/ Air Glide 200 w/ 46,000 lb GVW (w/ 8 Air Bags) (4 units req'd)	665945 665945 665906 665906	— — — —	— — — —	— — — —	65404 66424 65404 66424	— — — —
2019-16	Models w/ Air Glide 400L Rear Air Suspension	C711017 C711011	— —	— —	— —	65528 65528	— —
2018-07	Models w/ Hendrickson HAS - 210L or HAS - 230L Rear Air Suspension	60670008 60670008L	— —	— —	— —	65481 65481	— —
2009-95	Models w/ Hendrickson Rear Air Suspension	4790219 60670004	— —	— —	— —	65411 65411	— —
2019-95	Models w/ Reyco 102 or 79KB Suspension (Drive Axle)	1949501 1672501	— —	— —	— —	66969 66878	— —
2005-93	Models w/ Woodhead Shock	ACHB966	—	—	—	65161	—
<b>KENWORTH — T400, T400B, T450B</b>							
2003-82	Models (Steering Axle) w/ Multileaf Spring	K3743 K3745 K37414 K37433	— — — —	— — — —	66811 66811 66811 66811	— — — —	— — — —
2016-82	Models (Steering Axle) w/ Taperleaf Spring	B711002 B711002 K37411 K37411 K37416 K37416 K37426	— — — — — — —	— — — — — — —	65102 66423 65102 66423 65102 66423 65102	— — — — — — —	— — — — — — —

TRUCKS, TRAILERS AND SUSPENSIONS		OEM	MONROE MAGNUM				CAB SHOCK
			STANDARD		GAS		
							
<b>KENWORTH — T400, T400B, T450B (Cont.)</b>							
2016-82	Models (Steering Axle) w/ Taperleaf Spring	K37426 K37427 K37427	— — —	— — —	66423 65102 66423	— — —	— — —
2003-82	Models (Drive Axle) w/ Air Glide 100 Air Suspension (with 8 Air Bags) (4 units req'd)	K3747 K3747 K3749 K3749 K37429 K37429 K37432 K37432 K37487 K37487 K374C7 K374C7	— — — — — — — — — — — —	— — — — — — — — — — — —	— — — — — — — — — — — —	65404 66424 65404 66424 65404 66424 65404 66424 65404 66424 65404 66424	— — — — — — — — — — — —
2003-82	Models (Drive Axle) w/ Air Glide 200 w/ 40000 GVW Suspension (with 8 Air Bags) (4 units req'd)	70701 665903 665944	— — —	— — —	— — —	65436 65436 65436	— — —
2003-82	Models (Drive Axle) w/ Air Glide 200 w/ 46,000 lb GVW (w/ 8 Air Bags) (4 units req'd)	665945 665945 665906 665906	— — — —	— — — —	— — — —	65404 66424 65404 66424	— — — —
2003-82	Models (Drive Axle) w/ TBB (Torsion Bar Bogey) & KW Air Ride Suspension (with 4 Air Bags)	K3744 K37428	— —	— —	— —	65442 65442	— —
2003-82	Models (Cab Shock) w/ Link Cab Suspension	12010012 12011043 12011044 12020012 12020043 12021043 12021046	— — — — — — —	— — — — — — —	— — — — — — —	— — — — — — —	66178 66162 66162 66178 66162 66162 66104
<b>KENWORTH — T440</b>							
2019-12	Models w/ 12,000-20,000 lb Taperleaf Suspension	B711001 665858	— —	— —	65159 65159	— —	— —
2017-12	Models w/ Hendrickson HAS230 Rear Air Suspension	60670005	—	—	—	65484	—
2020-10	Models w/ Hendrickson Primaax EX 232, 462, and 692 Rear Air Suspension	60657003 60657003L	— —	— —	— —	65504 65504	— —
2020-10	Models w/ Hendrickson Primaax EX 262S and 522S Rear Air Suspensions	60665011	—	—	—	65532	—
2020-10	Models w/ Hendrickson HMX 400 and 460 Haulmax w/ 16.5" Saddle Height	60680004 60680004L	— —	— —	— —	65507 65507	— —
2020-10	Models w/ Hendrickson HMX 400 and 460 Haulmax w/ 17.5" & 18.5" Saddle Height	60680005 60680005L	— —	— —	— —	65508 65508	— —
2020-10	Models w/ Reyco 102 Suspension Drive Axle	1672501	—	—	—	66878	—
2020-10	Models w/ Chalmers 40,000 lb Rear Suspension	665174 665174	— —	— —	— —	65433 66636	— —
2020-10	Models w/ 21,000-23,000 lb Reyco Spring Suspension	TK19679 1949501	— —	— —	— —	66969 66969	— —
2017-12	Models w/ Air Glide 230 Rear Air Suspension	C711013 671656	— —	— —	— —	65523 65523	— —
2019-12	Models w/ Air Glide 380 Rear Air Suspension	C711002 C711002 C711016 C711016 C716015 C716015	— — — — — —	— — — — — —	— — — — — —	65495 66436 65495 66436 65495 66436	— — — — — —
2020-10	Models w/ Air Glide 400 Rear Air Suspension	C711014	—	—	—	65524	—





PART NUMBER IN LIGHT FACE TYPE IS SUPERSEDING OR REPLACING THIS PART NUMBER

COMMERCIAL VEHICLES  
RECREATIONAL VEHICLES  
SCHOOL BUSES  
BUSES & COACHES  
TRUCKS, TRAILERS & SUSPENSIONS  
INTERCHANGES  
NUMERICAL LISTINGS  
MOUNTING & LENGTH BY PART  
MOUNTING & LENGTH BY MOUNT

TRUCKS, TRAILERS AND SUSPENSIONS		OEM	MONROE MAGNUM				CAB SHOCK
			STANDARD		GAS		
							
<b>KENWORTH — T440 (Cont.)</b>							
2020-10	Models w/ Air Glide 400 Rear Air Suspension	671962	—	—	—	65524	—
2020-10	Models w/ Air Glide 400L Rear Air Suspension	C711011	—	—	—	65528	—
		C711017	—	—	—	65528	—
2020-10	Models w/ Air Glide 460 Rear Air Suspension	C711015	—	—	—	65523	—
		C711015PLUS	—	—	—	65523	—
		671963	—	—	—	65523	—
2020-10	Models w/ Neway AD-123 or AD-246 Rear Air Suspension	90045068	—	—	—	65425	—
		90045099	—	—	—	65418	—
		90045132	—	—	—	65431	—





### KENWORTH — T600, T600A, T600B, T602





2007-86	Models (Steering Axle) w/ Multileaf Spring	K3743	—	—	66811	—	—
		K3745	—	—	66811	—	—
		K37414	—	—	66811	—	—
		K37433	—	—	66811	—	—
—	Models (Steering Axle) w/ Reyco 1209 or 1212 Suspension	1949501	—	—	66969	—	—
—	Models (Steering Axle) w/ Taperleaf Spring	K37411	—	—	65102	—	—
		K37411	—	—	66423	—	—
		K37416	—	—	65102	—	—
		K37416	—	—	66423	—	—
		K37426	—	—	65102	—	—
		K37426	—	—	66423	—	—
		K37427	—	—	65102	—	—
—	Models (Drive Axle) w/ Air Glide 100 Air Suspension (with 8 Air Bags) (4 units req'd)	K3747	—	—	—	65404	—
		K3747	—	—	—	66424	—
		K3749	—	—	—	65404	—
		K3749	—	—	—	66424	—
		K37429	—	—	—	65404	—
		K37429	—	—	—	66424	—
		K37432	—	—	—	65404	—
		K37432	—	—	—	66424	—
		K37487	—	—	—	65404	—
		K37487	—	—	—	66424	—
		K374C7	—	—	—	65404	—
—	Models (Drive Axle) w/ Air Glide 200 w/ 40000 GWV Suspension (with 8 Air Bags) (4 units req'd)	70701	—	—	—	65436	—
		665903	—	—	—	65436	—
		665944	—	—	—	65436	—
—	Models (Drive Axle) w/ Hendrickson Air Suspension	4790219	—	—	—	65411	—
		4790224	—	—	—	65420	—
—	Models (Drive Axle) w/ Hendrickson Air Suspension	S20126	—	—	—	65416	—
—	Models (Drive Axle) w/ Reyco 102 or 79KB Suspension	1672501	—	—	—	66878	—
—	Models (Cab Shock) w/ Link Cab Suspension	12010012	—	—	—	—	66178
		12011043	—	—	—	—	66162
		12020012	—	—	—	—	66178
		12020043	—	—	—	—	66162
		12020054	—	—	—	—	66104
		12021043	—	—	—	—	66162
—	Models (Drive Axle) w/ Air Glide 380 w/ 40000lb. Suspension	C711002	—	—	—	65495	—
		C711002	—	—	—	66436	—
		C716000	—	—	—	65495	—
		C716000	—	—	—	66436	—
—	T600 Series (Drive Axle) w/ Air Glide 400 Air Suspension (4 units req'd)	671962	—	—	—	65524	—

TRUCKS, TRAILERS AND SUSPENSIONS		OEM	MONROE MAGNUM				CAB SHOCK
			STANDARD		GAS		
							
<b>KENWORTH — T600, T600A, T600B, T602 (Cont.)</b>							
—	T600 Series (Drive Axle) w/ Air Glide 460 Air Suspension (4 units req'd)	671963	—	—	—	65523	—
—	T600 Series (Steering Axle)	665858	—	—	65159	—	—
<b>KENWORTH — T660</b>							
2019-08	Models w/ 12,000-13,200 lb Front Suspension	B711001 665858	—	—	65159	—	—
2019-08	Models w/ AG 130 Suspension	B716012	—	—	65541	—	—
2019-08	Models w/ OEM Part Number	K37436	—	—	65108	—	—
2019-08	Models w/ Air Glide 380 Rear Air Suspension	C711002 C711016 C716015	—	—	—	65495 65495 65495	—
2019-08	Models w/ Air Glide 400 Rear Air Suspension	C711014 671962	—	—	—	65524 65524	—
2019-08	Models w/ 40,000 lb Low Air Leaf Rear Suspension	C711011 C711017	—	—	—	65528 65528	—
2019-08	Models w/ Aerodyne 76" Sleeper	12018002	—	—	—	—	66201
2019-08	Models w/ Link Cab Suspension	12021065	—	—	—	—	66159
<b>KENWORTH — T680</b>							
2019-14	Models w/ 10,000 lb - 14,600 lb Taperleaf Springs and Set Back Front Axles	B716019	—	—	65175	—	—
2019-14	Models w/ 16,000 lb -20,000 lb Taperleaf Springs and Set Back Front Axles	B716020	—	—	65175	—	—
2014-13	Models w/ 10,000 lb - 13,200 lb Front Axles	B716005	—	—	65175	—	—
2018-14	Models w/ OEM Part Number	B716012	—	—	65541	—	—
2020-13	Models w/ AG 380 Rear Air Suspension	C711002 C711016 C716015	—	—	—	65495 65495 65495	—
2019-13	Models w/ AG 400 Rear Air Suspension	C711014 671962	—	—	—	65524 65524	—
2020-13	Models w/ AG 400L Rear Air Suspension	C711017 C711011	—	—	—	65528 65528	—
2020-13	Models w/ AG 460 Rear Air Suspension	C711015 C711015PLUS 671963	—	—	—	65523 65523 65523	—
2020-13	Models w/ 21,000 - 23,000 lb Reyco Spring Rear Suspension	TK19679 1949501	—	—	—	66969 66969	—
2020-13	Models w/ Reyco 102 Suspension (Drive Axle)	1672501	—	—	—	66878	—
2020-13	Models w/ Hendrickson HMX 400 and 460 Haulmax - w/ 16.5" Saddle Height	60680004 60680004L	—	—	—	65507 65507	—
2020-13	Models w/ Hendrickson HMX 400 and 460 Haulmax - w/ 17.5" & 18.5" Saddle Height	60680005 60680005L	—	—	—	65508 65508	—
2020-13	Models w/ Hendrickson Primaax EX 462 Rear Air Suspensions- w/ 8.5"-10.5" Ride Height	60657003	—	—	—	65504	—
2020-13	Models w/ Hendrickson Primaax EX 462 Rear Air Suspensions- w/ 12.5"-14.375"- 15.5" Ride Height	60665011	—	—	—	65532	—
2020-13	Models w/ (Cab Shock) OEM Part number	12018002 25523024 R716009	—	—	—	—	66201 66201 66201
<b>KENWORTH — T700</b>							
2018-11	Models w/ 12,000 lb - 22,000 lb Front Axle w/ Set Back Axle	B711001 665858	—	—	65159	—	—
2018-11	Models w/ AG 400 Rear Air Suspension	C711014 671962	—	—	—	65524 65524	—
2018-11	Models w/ AG 380 Rear Air Suspension	C711002 C711016 C716015	—	—	—	65495 65495 65495	—





PART NUMBER IN LIGHT FACE TYPE IS SUPERSEDING OR REPLACING THIS PART NUMBER

COMMERCIAL VEHICLES  
RECREATIONAL VEHICLES  
SCHOOL BUSES  
BUSES & COACHES  
TRUCKS, TRAILERS & SUSPENSIONS  
INTERCHANGES  
NUMERICAL LISTINGS  
MOUNTING & LENGTH BY PART  
MOUNTING & LENGTH BY MOUNT





TRUCKS, TRAILERS AND SUSPENSIONS		OEM	MONROE MAGNUM				CAB SHOCK
			STANDARD		GAS		
							
<b>KENWORTH — T700 (Cont.)</b>							
2018-11	Models w/ Day Cab	R716000	—	—	—	—	66203
		R716001	—	—	—	—	66203
		R716010	—	—	—	—	66203
2018-11	Models w/ Extended Sleeper Cab	R711005	—	—	—	—	66204
2018-11	Models w/ Sleeper Cab	R716006	—	—	—	—	66205
<b>KENWORTH — T800, T800A, T800B, T800SH, T800H, T800W</b>							
2020-87	Models (Steering Axle) w/ Multileaf Spring	K3743	—	—	66811	—	—
		K3745	—	—	66811	—	—
		K37414	—	—	66811	—	—
		K37433	—	—	66811	—	—
2020-87	Models (Steering Axle) w/ Reyco 1209 or 1212 Suspension	1949501	—	—	66969	—	—
2020-87	Models (Steering Axle) w/ Taperleaf Spring	K37411	—	—	65102	—	—
		K37411	—	—	66423	—	—
		K37416	—	—	65102	—	—
		K37416	—	—	66423	—	—
		K37426	—	—	65102	—	—
		K37426	—	—	66423	—	—
		K37427	—	—	65102	—	—
		K37427	—	—	66423	—	—
2020-87	Models (Drive Axle) w/ Air Glide 100 Air Suspension (with 8 Air Bags) (4 units req'd)	K3747	—	—	—	65404	—
		K3747	—	—	—	66424	—
		K3749	—	—	—	65404	—
		K3749	—	—	—	66424	—
		K37429	—	—	—	65404	—
		K37429	—	—	—	66424	—
		K37432	—	—	—	65404	—
		K37432	—	—	—	66424	—
		K37487	—	—	—	65404	—
		K37487	—	—	—	66424	—
		K374C7	—	—	—	65404	—
		K374C7	—	—	—	66424	—
2020-87	Models (Drive Axle) w/ Air Glide 200 w/ 40000 GVW Suspension (with 8 Air Bags) (4 units req'd)	70701	—	—	—	65436	—
		665903	—	—	—	65436	—
		665944	—	—	—	65436	—
2020-87	Models (Drive Axle) w/ Hendrickson Air Suspension	4790219	—	—	—	65411	—
		4790224	—	—	—	65420	—
2020-87	Models (Drive Axle) w/ Neway Air Suspension	90044089	—	—	—	66886	—
		90045132	—	—	—	65431	—
2020-87	Models (Drive Axle) w/ Reyco 102 or 79KB Suspension	1672501	—	—	—	66878	—
2020-87	Models (Drive Axle) w/ TBB (Torsion Bar Bogey) & KW Air Ride Suspension (with 4 Air Bags)	K3744	—	—	—	65442	—
		K37428	—	—	—	65442	—
2020-87	Models (Cab Shock) w/ Link Cab Suspension	12010012	—	—	—	—	66178
		12011043	—	—	—	—	66162
		12020012	—	—	—	—	66178
		12020043	—	—	—	—	66162
		12021043	—	—	—	—	66162
<b>KENWORTH — T880</b>							
2020-14	Models w/ 10,000 - 14,600 lb Taperleaf Springs and Set Back Front Axle	B716019	—	—	65175	—	—
2020-14	Models w/ 16,000 - 20,000 lb Taperleaf Springs and Set Back Front Axle	B716020	—	—	65175	—	—
2020-14	Models w/ AG130 Suspension	B716012	—	—	65541	—	—
2020-14	Models w/ Air Glide 380 Rear Air Suspension	C711002	—	—	—	65495	—
		C711016	—	—	—	65495	—
		C716015	—	—	—	65495	—

TRUCKS, TRAILERS AND SUSPENSIONS		OEM	MONROE MAGNUM				CAB SHOCK
			STANDARD		GAS		
							
<b>KENWORTH — T880 (Cont.)</b>							
2020-14	Models w/ Air Glide 400 Rear Air Suspension	C711014 671962	— —	— —	— —	65524 65524	— —
2020-14	Models w/ Air Glide 400L Rear Air Suspension	C711017	—	—	—	65528	—
2020-14	Models w/ Air Glide 460 Rear Air Suspension	C711015 C711015Plus 671963	— — —	— — —	— — —	65523 65523 65523	— — —
2020-14	Models w/ Hendrickson HMX 400 and 460 Haulmax - w/ 16.5" Saddle Height	60680004 60680004L	— —	— —	— —	65507 65507	— —
2020-14	Models w/ Hendrickson HMX 400 and 460 Haulmax - w/ 17.5" & 18.5" Saddle Height	60680005 60680005L	— —	— —	— —	65508 65508	— —
2020-14	Models w/ Hendrickson Primaax EX 462 Rear Air Suspensions- w/ 8.5"-10.5" Ride Height	60657003 60657003L	— —	— —	— —	65504 65504	— —
2020-14	Models w/ Hendrickson Primaax EX 462 Rear Air Suspensions- w/ 12.5"-14.375"- 15.5" Ride Height	60665011	—	—	—	65532	—
2020-14	Models w/ Reyco 102 or 79KB Suspension (Drive Axle)	1672501 1949501	— —	— —	— —	66878 66969	— —
2020-14	Models w/ Watson & Chalin SL Series Steerable Lift Axles. 8,000 lb - 13,500 lb	11418 11418	— —	— —	— —	66502 66506	— —
<b>KENWORTH — T2000 Aerodyne 112, 120</b>							
2011-97	Models (Steering Axle) w/ Multileaf Spring	K3743 K3745 K37414 K37433	— — — —	— — — —	— — — —	66811 66811 66811 66811	— — — —
2011-97	Models (Steering Axle) w/ Taperleaf Spring	K37411 K37411 K37416 K37416 K37426 K37426 K37427 K37427	— — — — — — — —	— — — — — — — —	— — — — — — — —	65102 66423 65102 66423 65102 66423 65102 66423	— — — — — — — —
2011-97	Models (Drive Axle) w/ Air Glide 100 Air Suspension (with 8 Air Bags) (4 units req'd)	K3747 K3747 K3749 K3749 K37429 K37429 K37432 K37432	— — — — — — — —	— — — — — — — —	— — — — — — — —	65404 66424 65404 66424 65404 66424 65404 66424	— — — — — — — —
2011-97	Models (Drive Axle) w/ Air Glide 200 w/ 40000 GVW Suspension (with 8 Air Bags) (4 units req'd)	70701 665903 665944	— — —	— — —	— — —	65436 65436 65436	— — —
2011-97	Models (Drive Axle) w/ Air Glide 380 w/ 40000lb. Suspension	C711002 C711002 C716000	— — —	— — —	— — —	65495 66436 65495	— — —
2011-97	Models w/ Air Glide 400 Rear Air Suspension	C711014 671962	— —	— —	— —	65524 65524	— —
2011-97	Models w/ Air Glide 460 Suspension	671963 C711015 C711015PLUS	— — —	— — —	— — —	65523 65523 65523	— — —
2011-97	Models (Cab Shock) w/ Link Cabmate KWT2000-A Air Suspension	12021064 1202K064 R711005	— — —	— — —	— — —	— — —	66159 66159 66159
2011-98	Models (Cab Shock) w/ PowerPacker Cab Suspension- Built after 6/28/1998	PP2582870	—	—	—	—	66152
1998-97	Models (Cab Shock) w/ PowerPacker Cab Suspension- Built before 6/28/1998	9602710545	—	—	—	—	66106

COMMERCIAL VEHICLES  
RECREATIONAL VEHICLES  
SCHOOL BUSES  
BUSES & COACHES  
TRUCKS, TRAILERS & SUSPENSIONS  
INTERCHANGES  
NUMERICAL LISTINGS  
MOUNTING & LENGTH BY PART  
MOUNTING & LENGTH BY MOUNT

TRUCKS, TRAILERS AND SUSPENSIONS		OEM	MONROE MAGNUM				CAB SHOCK
			STANDARD		GAS		
							
<b>KENWORTH — W900, W900B, W900L, W900S</b>							
2016-82	Models (Steering Axle) w/ Multileaf Spring	K3743 K3745 K37414 K37433	— — — —	— — — —	66811 66811 66811 66811	— — — —	— — — —
2020-81	Models (Steering Axle) w/ Reyco 1209 or 1212 Suspension	1949501	—	—	66969	—	—
2020-81	Models (Steering Axle) w/ Taperleaf Spring	K37411 K37411 K37416 K37416 K37426 K37426 K37427 K37427	— — — — — — — —	— — — — — — — —	65102 66423 65102 66423 65102 66423 65102 66423	— — — — — — — —	— — — — — — — —
2020-81	Models (Drive Axle) w/ Air Glide 100 Air Suspension (with 8 Air Bags) (4 units req'd)	K3747 K3747 K3749 K3749 K37429 K37429 K37432 K37432 K37487 K37487 K374C7 K374C7	— — — — — — — — — — — —	— — — — — — — — — — — —	— — — — — — — — — — — —	65404 66424 65404 66424 65404 66424 65404 66424 65404 66424 65404 66424	— — — — — — — — — — — —
2020-81	Models (Drive Axle) w/ Air Glide 200 w/ 40000 GWW Suspension (with 8 Air Bags) (4 units req'd)	70701 665903 665944	— — —	— — —	— — —	65436 65436 65436	— — —
2020-81	Models (Drive Axle) w/ Hendrickson Air Suspension	4790219 4790224	— —	— —	— —	65411 65420	— —
2020-81	Models (Drive Axle) w/ Neway Air Suspension	90045132	—	—	—	65431	—
2020-81	Models (Drive Axle) w/ Reyco 102 or 79KB Suspension	1672501	—	—	—	66878	—
2020-81	Models (Drive Axle) w/ TBB (Torsion Bar Bogey) & KW Air Ride Suspension (with 4 Air Bags)	K3744 K37428	— —	— —	— —	65442 65442	— —
2020-81	Models (Cab Shock) w/ Link Cab Suspension	12010012 12011043 12020012 12021043 12021046	— — — — —	— — — — —	— — — — —	— — — — —	66178 66162 66178 66162 66104
2020-81	Models (Drive Axle) w/ Air Glide 380 w/ 40000lb. Suspension	C711002 C711002 C716000 C716000	— — — —	— — — —	— — — —	65495 66436 65495 66436	— — — —
<b>KENWORTH — W990</b>							
2020-19	Models w/ 12,000 lb - 14,600 lb Taperleaf Front Springs	B716013	—	—	65434	—	—
2020-19	Models w/ Air Glide 400L Rear Air Suspension	C711017	—	—	—	65528	—
2020-19	Models w/ Air Glide 460 Rear Air Suspension	C711015 C711015PLUS	— —	— —	— —	65523 65523	— —
<b>KIMBLE MIXER CO.</b>							
—	Cement Truck (Drop Axle) (Bushing & Sleeve Mount)	OE10455	—	—	—	66502	—
<b>KWK-LOC (JIFFLOX)</b>							
—	6000, 7000 Series Truck Dolly w/ Air Suspension	CP5222	—	—	65471	—	—

POUR LES NOTES EN FRANÇAIS, CONSULTER LA TABLE DE MATIÈRES. PARA LAS NOTAS AL PIE DE LA PÁGINA ESPAÑOLAS REFIERA AL CONTENIDO.

TRUCKS, TRAILERS AND SUSPENSIONS		OEM	MONROE MAGNUM				CAB SHOCK
			STANDARD		GAS		
							
<b>LINK CAB AIR SUSPENSION</b>							
—	Cabmate & Bunkmate Air Suspension using O.E. Number	LG40450 LG40470	—	—	—	—	66111 66111
—	Link Cab Suspension Used on Ford	12010012 12011043 12020032	—	—	—	—	66178 66162 66106
—	Link Cab Suspension Used on Freightliner	12010012 12011043 12011044 12020022 12020032 12020054	—	—	—	—	66178 66162 66162 66103 66106 66104
—	Link Cab Suspension Used on GMC	12010012 12020032 12020054	—	—	—	—	66178 66106 66104
—	Link Cab Suspension Used on International (Navistar)	12010012 12011043 12011044 12011049 12011212 12011213 12019001 12019002 12019003 12019005 12019006 12019007 12019008 12019009 12019010 12019011 12019025 12020032	—	—	—	—	66178 66162 66162 66162 66179 66182 66160 66160 66160 66161 66161 66161 66160 66160 66161 66202 66106
—	Link Cab Suspension Used on Kenworth	12010012 12011043 12011044 12020032 12020043 12020054 12021064 12021065 12021164	—	—	—	—	66178 66162 66162 66106 66162 66104 66159 66159 66159
—	Link Cab Suspension Used on Mack	12010012 12110008	—	—	—	—	66178 66189
—	Link Cab Suspension Used on Marmon Moters	12020054	—	—	—	—	66104
—	Link Cab Suspension Used on Peterbilt	12010012 12020032 12020054	—	—	—	—	66178 66106 66104
—	Link Cab Suspension Used on Volvo	12010012 12020032	—	—	—	—	66178 66106
—	Link Cab Suspension Used on Western	12010012 12020032	—	—	—	—	66178 66106
<b>LODAL INC.</b>							
1980-74	Refuse Truck	9960257	—	—	66833	—	—
<b>MAC TRAILERS</b>							
—	Neway, Hendrickson (Turner) or Reyco Suspension	—	—	—	100	—	—

**100** Check to see which Suspension is on the Trailer. Then see the correct Suspension Manufacturer listed in the Axle Suspension section.

**PART NUMBER IN LIGHT FACE TYPE IS SUPERSEDING OR REPLACING THIS PART NUMBER**

COMMERCIAL  
VEHICLES

RECREATIONAL  
VEHICLES

SCHOOL  
BUSES

BUSES &  
COACHES





TRUCKS, TRAILERS  
& SUSPENSIONS





INTERCHANGES

NUMERICAL  
LISTINGS

MOUNTING &  
LENGTH BY PART





MOUNTING &  
LENGTH BY MOUNT

TRUCKS, TRAILERS AND SUSPENSIONS		OEM	MONROE MAGNUM				CAB SHOCK
			STANDARD		GAS		
							
<b>MACK — Anthem</b>							
2020-18	Models w/ 13,200 lb Front Axles	21436096	—	—	65494	—	—
2020-18	Models w/ 40,000 lb Rear Air Suspension	22202560	—	—	—	65486	—
		471700009647	—	—	—	65486	—
2020-18	Models w/ Hendrickson HAS 400 or 460 Rear Suspension	60675001	—	—	—	65483	—
		60675001L	—	—	—	65483	—
		8083872	—	—	—	65483	—
2020-18	Models w/ Hendrickson HMX 400/460 Haulmax with 16.5" Saddle Height	60680004	—	—	—	65507	—
		60680004L	—	—	—	65507	—
		64178001	—	—	—	65507	—
		H60680004	—	—	—	65507	—
2020-18	Models w/ Hendrickson HMX 400/460 Haulmax with 17.5" or 18.5" Saddle Height	60680005	—	—	—	65508	—
		60680005L	—	—	—	65508	—
		H60680005	—	—	—	65508	—
2020-18	Models w/ Hendrickson HN-522 Rear Suspension	60680003	—	—	—	66648	—
		60680003L	—	—	—	66648	—
<b>MACK — CH Series</b>							
2008-89	CH600 Series (Cab Shock) w/ O.E. Number	—	—	—	—	—	66135
2008-89	CH Series (Drive Axle) w/ Hendrickson HA Series Air Suspension	14QK410M2	—	—	—	65420	—
		14QK410M3	—	—	—	65481	—
2008-89	CH600 Series (Steering Axle) w/ ST34 Suspension	14QK2113	—	—	65118	—	—
2008-89	CH600 Series (Steering Axle) w/ Taperleaf Spring	14QK392AM	—	—	65110	—	—
		14QK392AM3	—	—	65110	—	—
		14QK392BM	—	—	65110	—	—
		14QK396	—	—	65110	—	—
		14QK396M	—	—	65110	—	—
2008-89	CH600 Series (Drive Axle) w/ AL Suspension	14QK393M	—	—	—	66638	—
2008-89	CH600 Series (Drive Axle) w/ AL V Hendrickson Suspension	14QK413M5	—	—	—	65496	—
		14QK413M6	—	—	—	65480	—
		14QK413M7	—	—	—	65480	—
		64680001	—	—	—	65480	—
2008-89	CH600 Series (Drive Axle) w/ AL-40 Hendrickson Suspension	14QK410M	—	—	—	66884	—
2008-89	CH600 Series (Drive Axle) w/ Hendrickson Air Suspension	14QK393AM	—	—	—	65481	—
		479029	—	—	—	65481	—
2008-89	CH600 Series (Drive Axle) w/ Hendrickson AL405 Suspension	14QK413M7	—	—	—	65480	—
2008-89	CH600 Series (Drive Axle) w/ Hendrickson HAS-40LH Air Suspension	14QK413M4	—	—	—	66656	—
		572414	—	—	—	66656	—
2008-89	CH600 Series (Drive Axle) w/ Hendrickson HN-2 Series Suspension	25624241	—	—	—	66648	—
		14QK415M	—	—	—	66648	—
		60680003	—	—	—	66648	—
		60680003L	—	—	—	66648	—
2008-89	CH600 Series (Drive Axle) w/ Neway AD Air Suspension (Shock w/ extend length of 21.70")	14QK414M	—	—	—	65418	—
		90045099	—	—	—	65418	—
	(Shock w/ extend length of 24.30")	25624351	—	—	—	65431	—
		14QK414M2	—	—	—	65431	—
2008-89	CH600 Series (Cab Shock) w/ O.E. Number	14QK391AM	—	—	—	—	66189
		14QK391AM2	—	—	—	—	66189
		14QK391BM	—	—	—	—	66189
		14QK391BM2	—	—	—	—	66189
		14QK411	—	—	—	—	66143
		14QK411M	—	—	—	—	66143
<b>MACK — CHN Series</b>							
2007-04	Models w/ 12,000 lb Front Axle	20973993	—	—	65494	—	—
		14QK3107M	—	—	65494	—	—





TRUCKS, TRAILERS AND SUSPENSIONS		OEM	MONROE MAGNUM				CAB SHOCK
			STANDARD		GAS		
							
<b>MACK — CHN Series (Cont.)</b>							
2007-04	Models w/ 14,600 lb Front Axle	20998401	—	—	65418	—	—
2007-04	Models w/ Mack Air Suspension	14QK3101M	—	—	—	65486	—
2007-04	Models w/ Camelback Rear Suspension	25625091	—	—	—	65118	—
<b>MACK — CL Series</b>							
2007-91	CL600, CL700 Series (Steering Axle) w/ Multileaf Spring	14QK392AM2 14QK392BM2	— —	— —	65103 65428	— —	— —
2007-91	CL600, CL700 Series (Steering Axle) w/ ST34 Suspension	14QK2113 14QK2113M 25621955	— — —	— — —	65118 65118 65118	— — —	— — —
2007-91	CL600, CL700 Series (Steering Axle) w/ Taperleaf Spring	14QK392AM 14QK392AM3 14QK392BM	— — —	— — —	65110 65110 65110	— — —	— — —
2007-91	CL600, CL700 Series (Drive Axle) w/ ALV Hendrickson Suspension	14QK413M5 14QK413M6 14QK413M7 25622221 25625223 57241006 57241006L 64680001	— — — — — — — —	— — — — — — — —	— — — — — — — —	65496 65480 65480 65480 65480 65480 65480 65480	— — — — — — — —
2007-91	CL600, CL700 Series (Drive Axle) w/ Hendrickson Air Suspension	14QK393AM 479029	— —	— —	— —	65481 65481	— —
2007-91	CL600, CL700 Series (Drive Axle) w/ Hendrickson HA Series Air Suspension	14QK410M2 14QK410M3	— —	— —	— —	65420 65481	— —
2005-98	CX Vision Series (Drive Axle) w/ Hendrickson HN-2 Series Suspension	25624241 14QK415M 60680003 60680003L	— — — —	— — — —	— — — —	66648 66648 66648 66648	— — — —
2007-91	CL600 Series (Drive Axle) w/ Neway AD Air Suspension (Shock w/ extend length of 21.70")	14QK414M 90045099	— —	— —	— —	65418 65418	— —
	(Shock w/ extend length of 24.30")	25624351 14QK414M2	— —	— —	— —	65431 65431	— —
2007-91	CL600, CL700 Series (Cab Shock) w/ O.E. Number	14QK391AM 14QK391AM2 14QK391BM 14QK391BM2 14QK411 14QK411M	— — — — — —	— — — — — —	— — — — — —	— — — — — —	66189 66189 66189 66189 66143 66143
<b>MACK — CS, MS - Mid-Liner Series</b>							
2001-86	Mid-Liner CS Series	41035000447861 41035000546892 V10234121 V10242320	— — — —	— — — —	66713 66713 66713 66713	— — — —	— — — —
2001-80	MS200, MS300 Series (Mid-Liner)	14QK390 V10234121	— —	— —	66713 66713	— —	— —
<b>MACK — CT Series</b>							
2007-05	CT Series (Steering Axle)	14QK3108 14QK3116M	— —	— —	— —	65146 65146	— —
2007-05	CT Series (Cab Shock)	14QK427M 14QK428M 14QK432M	— — —	— — —	— — —	— — —	66115 66115 66115
<b>MACK — CV Series</b>							
2008-02	CV-713 Models w/ 18,000 lb Front Axle	25625151	—	—	65411	—	—

PART NUMBER IN LIGHT FACE TYPE IS SUPERSEDING OR REPLACING THIS PART NUMBER

COMMERCIAL VEHICLES  
RECREATIONAL VEHICLES  
SCHOOL BUSES  
BUSES & COACHES  
TRUCKS, TRAILERS & SUSPENSIONS  
INTERCHANGES  
NUMERICAL LISTINGS  
MOUNTING & LENGTH BY PART  
MOUNTING & LENGTH BY MOUNT

TRUCKS, TRAILERS AND SUSPENSIONS		OEM	MONROE MAGNUM				CAB SHOCK
			STANDARD		GAS		
							
<b>MACK — CV Series (Cont.)</b>							
2008-02	CV-713 Models w/ 18,000 lb Front Axle	14QK366	—	—	65411	—	—
2008-02	CV-713 Models w/ Hendrickson HN-2 Model Suspension	25624241	—	—	—	66648	—
		14QK415M	—	—	—	66648	—
		14QK415M7	—	—	—	66648	—
<b>MACK — CX, CXN Series</b>							
2005-98	CX Vision w/ 12,000 lb Taperleaf Suspension	14QK392BM3	—	—	65431	—	—
2005-98	CX Vision w/ OEM Part Number	20513881	—	—	65494	—	—
		141700000373	—	—	65494	—	—
		14QK431M	—	—	65494	—	—
2005-98	CX Vision Series w/ Parabolic Spring	14QK413M5	—	—	—	65496	—
2005-98	CX Vision Series (Drive Axle) w/ AL V Hendrickson Suspension	14QK413M6	—	—	—	65480	—
		14QK413M7	—	—	—	65480	—
		14QK410M2	—	—	—	65420	—
2005-98	CX Vision Series (Drive Axle) w/ Hendrickson HA Series Air Suspension	14QK410M3	—	—	—	65481	—
		25624241	—	—	—	66648	—
2005-98	CX Vision Series (Drive Axle) w/ Hendrickson HN-2 Series Suspension	14QK415M	—	—	—	66648	—
		60680003	—	—	—	66648	—
		60680003L	—	—	—	66648	—
		14QK414M	—	—	—	65418	—
2005-98	CX Vision Series (Drive Axle) w/ Neway AD Air Suspension (Shock w/ extend length of 21.70")	90045099	—	—	—	65418	—
		25624351	—	—	—	65431	—
		14QK414M2	—	—	—	65431	—
		25625223	—	—	—	65480	—
2005-98	CX Vision Series w/ MAC AL405 Suspension	14QK413M7	—	—	—	65480	—
		57241006	—	—	—	65480	—
		57241006L	—	—	—	65480	—
		14QK399M2	—	—	—	—	66115
2005-98	CX Vision Series (Cab Shock) w/ 70" Sleeper Cab w/ O.E. Number	14QK399M3	—	—	—	—	66115
		14QK3107M	—	—	65494	—	—
		14QK3114M	—	—	65494	—	—
2008-04	CXN Vision Series (Steering Axle) w/ Hendrickson Air Suspension (AirTek)	20485633	—	—	65497	—	—
		14QK322M	—	—	65497	—	—
		14QK422M	—	—	65497	—	—
		64838002	—	—	65497	—	—
2008-04	CXN Vision Series (Steering Axle) w/ Taperleaf Spring	14QK392BM3	—	—	65110	—	—
2008-04	CXN Vision (Drive Axle) w/ Mack Corporate Air Suspension	14QK3101M	—	—	—	65486	—
		14QK3101M	—	—	—	66431	—
<b>MACK — CXP Series</b>							
2007-06	CXP-613 Models w/ 12,000 lb Front Axle	20973993	—	—	65494	—	—
		14QK3114M	—	—	65494	—	—
2007-06	CXP-613 Models w/ 40,000 lb Rear Air Suspensions	20897198	—	—	—	65486	—
		14QK2136M	—	—	—	65486	—
		471700002626	—	—	—	65486	—
<b>MACK — DM Series</b>							
2006-81	DM Series (Steering Axle) w/ OEM Part Number	25622345	—	—	66719	—	—
		14QK2100P8	—	—	66719	—	—
<b>MACK — F Series</b>							
1982-81	CF Fire Chassis	14QK2102	—	—	—	65455	—
—	F Series (Western)	—	—	—	66886	—	—
1982-81	F-Models w/ Standard Suspension	—	—	—	65442	—	—
—	F-Series (Eastern)	—	—	—	66878	—	—
1982-81	Mack Fire Truck	—	—	—	65471	65471	—





POUR LES NOTES EN FRANÇAIS, CONSULTER LA TABLE DE MATIÈRES. PARA LAS NOTAS AL PIE DE LA PÁGINA ESPAÑOLAS REFIERA AL CONTENIDO.

TRUCKS, TRAILERS AND SUSPENSIONS		OEM	MONROE MAGNUM				CAB SHOCK
			STANDARD		GAS		
							
<b>MACK — F Series (Cont.)</b>							
1982-81	Mack Western FL Models	14QK143 14QK2100P4	— —	— —	66886 66886	— —	— —
<b>MACK — Granite</b>							
2017-12	GU-432, GU-533 Models w/ 12,000 lb - 14,600 lb Front Axle	20998401 20998401 14QK434M 14QK434M	— — — —	— — — —	65418 66886 65418 66886	— — — —	— — — —
2019-12	GU-432, GU-533, GU-713, GU-813 Models w/ 14,600 lb - 18,000 lb Multi-Leaf Front Springs	21010744 14QK3116M	— —	— —	65146 65146	— —	— —
2019-08	Models w/ OEM Part Numbers	21687170 21687171	— —	— —	65533 65533	— —	— —
2010-08	GU-713, GU-813 Models w/ 20,000 lb Front Axles	25626048 20863239 14QK427M 14QK3108M	— — — —	— — — —	65160 65160 65160 65160	— — — —	— — — —
2015-08	GU-713, GU-813 Models w/ 38,000 lb Rear Air Suspension	20570098 60670006 60670006L 14QK424M	— — — —	— — — —	— — — —	65505 65505 65505 65505	— — — —
2018-08	GU-713, GU-813 Models w/ Hendrickson HAS Rear Suspension	22314111 6067513	— —	— —	— —	65411 65411	— —
2018-08	GU-432, GU-533, GU-713, GU-813 Models w/ Hendrickson HAS 400 or 460 Series Rear Suspension	8083872 60675001	— —	— —	— —	65483 65483	— —
2019-08	Models w/ Hendrickson HMX 400/460 Haulmax w/ 16.5" Saddle Height	60680004 60680004L 64178001 H60680004	— — — —	— — — —	— — — —	65507 65507 65507 65507	— — — —
2019-08	Models w/ Hendrickson HMX 400/460 Haulmax w/ 17.5" or 18.5" Saddle Height	60680005 60680005L 14QK5142 25626196 H60680005	— — — — —	— — — — —	— — — — —	65508 65508 65508 65508 65508	— — — — —
2019-18	Models w/ MACK MRIDE Rear Suspension	21979343 471700008934	— —	— —	— —	65475 65475	— —
2019-08	GU-713, GU-813 (Cab Shock) w/ O.E. Number	20873442 14QK432M	— —	— —	— —	— —	66115 66115
2017-08	GU-713, GU-813 (Cab Shock) w/ O.E. Number	21345869 21490486	— —	— —	— —	— —	66200 66200
<b>MACK — LE &amp; LEU Series</b>							
2016-10	LEU 613 Models w/ 20,000 lb Front Axle	21002497	—	—	65485	—	—
2009	LEU 613 Models w/ 18,000 lb Front Axle	25632561 14QK372M2	— —	— —	65516 65516	— —	— —
2006-01	LE 613 Models w/ OEM Part Number	2562187 14QK366P4	— —	— —	66710 66710	— —	— —
2016-10	LE and LEU 613 Models w/ Ridewell RD-202S HD Tandem Suspension	1252607B000	—	74408	—	—	—
<b>MACK — MH Series</b>							
1994-83	MH 600 Series (Steering Axle)	14QK373 14QK377M 14QK378M	— — —	— — —	65442 65442 65442	— — —	— — —
1994-83	MH 600 Series (Drive Axle) w/ Camelback Suspension (SS34 & 38)	14QK2107P1 14QK2107P2	— —	— —	— —	65118 65118	— —
1994-83	MH 600 Series (Drive Axle) w/ Neway ARD-234 Air Suspension	14QK375M	—	—	—	66638	—

PART NUMBER IN LIGHT FACE TYPE IS SUPERSEDING OR REPLACING THIS PART NUMBER





COMMERCIAL VEHICLES  
RECREATIONAL VEHICLES  
SCHOOL BUSES  
BUSES & COACHES  
TRUCKS, TRAILERS & SUSPENSIONS  
INTERCHANGES  
NUMERICAL LISTINGS  
MOUNTING & LENGTH BY PART  
MOUNTING & LENGTH BY MOUNT







TRUCKS, TRAILERS AND SUSPENSIONS		OEM	MONROE MAGNUM				CAB SHOCK
			STANDARD		GAS		
							
<b>MACK — Other Models (Cont.)</b>							
—	O.E. Number	14QK2107P3	—	—	66891	65118	—
		14QK2108	—	—	66891	—	—
		14QK29001P2	74006	—	66893	—	—
		14QK29301P1	—	—	66886	—	—
		14QK29301P2	—	—	66886	—	—
		14QK29302	—	—	66886	—	—
		70042	74028	—	—	—	—
		651012	—	—	66969	—	—
		651103	—	—	65411	—	—
		651151	—	—	66894	—	—
		5533699	74028	—	—	—	—
		5554184	74028	—	—	—	—
—	Taper-Leaf Spring Suspension (SWT & SWTL-561) (ST-34)	14QK2110	—	74003	—	—	—
<b>MACK — Pinnacle Series- CHU &amp; CXU Series</b>							
2019-08	CHU-613 Models w/ 12,000 lb or 14,600 lb Front Axle	20625775	—	—	65418	—	—
		20998401	—	—	65418	—	—
		14QK434M	—	—	65418	—	—
2019-11	CHU-613 Models w/ 40,000 lb Rear Air Suspension	22202560	—	—	—	65486	—
2014-08	CHU-613 Models w/ 38,000 lb Rear Air Suspension	20570098	—	—	—	65505	—
		60670006	—	—	—	65505	—
		60670006L	—	—	—	65505	—
		14QK424M	—	—	—	65505	—
2017-08	CHU-613 Models w/ Hendrickson HAS 400 or 460 Rear Suspension	60675001	—	—	—	65483	—
2019-08	CHU-613 Models w/ OEM part number	25625091	—	—	—	65118	—
2018-11	CXU-613 w/ 12,000-14,600 lb Front Axles	21436096	—	—	65494	—	—
2010-08	CXU-613 w/ 12,000 lb Front Axles	20973993	—	—	65494	—	—
		14QK3114M	—	—	65494	—	—
2018-11	CXU-613 w/ 40,000 lb Rear Air Suspension	21462382	—	—	—	65486	—
		22202559	—	—	—	65486	—
		22202560	—	—	—	65486	—
2010-08	CXU-613 w/ 40,000 lb Rear Air Suspension	20897198	—	—	—	65486	—
		14QK2136M	—	—	—	65486	—
2019-11	Models w/ Hi Roof Sleeper Cabs	25625636	—	—	—	—	66115
2019-11	Models w/ Mid Roof Sleeper Cabs	25625635	—	—	—	—	66115
2017-08	Models w/ (Cab Shock) OEM part number	14QK303M	—	—	—	—	66115
		14QK3103M	—	—	—	—	66115
		20874147	—	—	—	—	66115
2019-08	Models w/ Day Cab	21345869	—	—	—	—	66200
		21490486	—	—	—	—	66200
<b>MACK — R Series</b>							
2007-81	R, RD Series (Cab Shock) w/ O.E. Number	14QK382	—	—	—	—	66116
		14QK382P2	—	—	—	—	66116
2007-81	R, U, RD 600 Series (Steering Axle)	14QK366	—	—	65411	—	—
		14QK366P1	—	—	65411	—	—
		14QK392BM2	—	—	65428	—	—
		14QK2100P3	—	—	66886	—	—
		14QK2100P4	—	—	66886	—	—
		14QK2115	—	—	65442	—	—
		14QK29302	—	—	66886	—	—
		14QK366P4	—	—	66672	—	—
1993-85	R, U, RD 600 Series (Drive Axle) w/ Camelback Suspension (SS34 & 38)	14QK2107P1	—	—	—	65118	—





PART NUMBER IN LIGHT FACE TYPE IS SUPERSEDING OR REPLACING THIS PART NUMBER

COMMERCIAL VEHICLES  
RECREATIONAL VEHICLES  
SCHOOL BUSES  
BUSES & COACHES  
TRUCKS, TRAILERS & SUSPENSIONS  
INTERCHANGES  
NUMERICAL LISTINGS  
MOUNTING & LENGTH BY PART  
MOUNTING & LENGTH BY MOUNT





TRUCKS, TRAILERS AND SUSPENSIONS		OEM	MONROE MAGNUM				CAB SHOCK
			STANDARD		GAS		
							
<b>MACK — R Series (Cont.)</b>							
1993-85	R, U, RD 600 Series (Drive Axle) w/ Taperleaf Suspension (ST)	14QK2113P6	—	—	—	65116	—
2005-89	RB 600 Series (Steering Axle)	14QK366P1 14QK366P2 14QK366P3	— — —	— — —	65411 65411 65411	— — —	— — —
2005-89	RB 600 Series (Drive Axle)	14QK375M 14QK393M 14QK2107 14QK2107P1 14QK2107P2 14QK2107P3	— — — — — —	— — — — — —	— — — — — —	66638 66638 66891 66891 66891 66891	— — — — — —
1993-85	RD 800 Series (Steering Axle) w/ Shock Absorbers	14QK392BM2 14QK2110 14QK2110P1	— — —	— — —	65428 65442 65442	— — —	— — —
1993-85	RD Series (Steering Axle) w/ ST34 Suspension	14QK2113 14QK2133M	— —	— —	65118 65118	— —	— —
<b>MACK — RW Series</b>							
1993-85	RW600 Series (Steering Axle)	14QK373 14QK377M 14QK378M	— — —	— — —	65442 65442 65442	— — —	— — —
1993-85	RW600 Series (Drive Axle) w/ Camelback Suspension (SS34 & 38)	14QK2107P1 14QK2107P2	— —	— —	— —	65118 65118	— —
1993-85	RW600 Series (Drive Axle) w/ Taperleaf Suspension (ST)	14QK2113P4	—	—	—	65116	—
1993-85	RW600 Series (Cab Shock) w/ O.E. Number	14QK29303P2	—	—	—	—	66154
1993-85	RW700 Series (Steering Axle)	14QK373 14QK377M 14QK378M	— — —	— — —	65442 65442 65442	— — —	— — —
1993-85	RW700 Series (Drive Axle)	—	—	—	—	65118	—
1993-85	RW700 Series (Cab Shock) w/ O.E. Number	14QK29303P2	—	—	—	—	66154
<b>MACK — TITAN-TD Series</b>							
2017-10	TD-713 Models w/ 20,000 lb Front Axle	21155033	—	—	65146	—	—
2017-10	TD-713 Models w/ Hendrickson 38,000 lb Rear Air Suspension	20570098 60670006 14QK424M	— — —	— — —	— — —	65505 65505 65505	— — —
2017-10	TD-713 Models w/ Hendrickson 40,000 lb Primaax EX and FireMaax EX Rear Air Suspension	20782199 60657007	— —	— —	— —	65504 65504	— —
2017-10	TD-713 Models w/ Hendrickson HAS 400 and 460 Rear Suspensions	8083872 60675001	— —	— —	— —	65483 65483	— —
2017-10	TD-713 Models w/ Hendrickson HAS Series Rear Suspension	22314111 6067513	— —	— —	— —	65411 65411	— —
2017-10	TD-713 Models w/ OEM Number	21154397 14QK440M	— —	— —	— —	— —	66113 66113
<b>MARMON MOTORS</b>							
—	Models (Cab Shock) w/ Link Cab Suspension	12020054	—	—	—	—	66104
—	O.E. Number	17001 3711 5113928 511637 576451 665147 AHD100	— — — — — — —	— — — — — — —	66841 66833 — — 66833 66841 —	— — 66956 66638 — — 65407	— — — — — — —
<b>MCNELLIS</b>							
—	Booster Axle	11599	—	—	—	66502	—

TRUCKS, TRAILERS AND SUSPENSIONS		OEM	MONROE MAGNUM				CAB SHOCK
			STANDARD		GAS		
							
<b>MCNELLIS (Cont.)</b>							
—	Cement Truck (Steering Controls) (Bearing End Mount)	632147 632447	—	—	—	66504 66504	—
—	Cement Truck (Steering Controls) (Bushing & Sleeve Mount)	600115994B 630811 632155 1540212	—	—	—	66502 66502 66502 66502	—
—	Pusher Axle	60011599C 11599	—	—	—	66502 66502	—
<b>MERCEDES BENZ</b>							
—	L1013, L1113	34432375	—	—	66708	—	—
—	L1116, L1117 — Exc. 5900mm Wheel Base	34432375	—	—	66708	—	—
—	L1116, L1117 w/ 5900mm Wheel Base	34532370	—	—	66965	—	—
—	L1316, L1317	34532370	—	—	66965	—	—
—	L1418, LS1418	34532370	—	—	66965	—	—
—	L1525	24170062	—	—	66965	—	—
<b>MITSUBISHI - FUSO — FE Series</b>							
2011-05	FE145	MK302296 MK433638	—	—	66639 66639	—	—
2002-96	FE639, FE640, FE649 w/ ABS	MC114595 —	—	—	— 66602	34905 —	—
1989-87	FE434, FE444	MB161497	—	—	—	34904	—
<b>MITSUBISHI - FUSO — FF Series</b>							
Jan 87- 86	FF415	—	—	—	555043	—	—
<b>MITSUBISHI - FUSO — FG Series</b>							
2002-98	FG639, FG649	MC714595	—	—	—	34905	—
<b>MITSUBISHI - FUSO — FH Series</b>							
2002-87	FH211, FH211T	MC826268	—	—	66602	—	—
1989-88	FH100	MC809390 MC826268	—	—	— 66602	66603 —	—
<b>MITSUBISHI - FUSO — FK Series</b>							
1990	FK617	MC092215	—	—	66639	—	—
1989- Jun 88	FK455	—	—	—	34909	—	—
May 88- 86	FK455	MC814614	—	—	66717	—	—
<b>MITSUBISHI - FUSO — FM Series</b>							
2011-05	FM330	MC091950	—	—	66625	—	—
2000	FM617, FM657	MC091947	—	—	66625	—	—
1988-86	FM555, FM557	MC813135	—	—	66923	—	—
<b>MOR-RYDE SUSPENSION</b>							
—	Bus Suspension	U1019006	—	—	—	66642	—
—	Recreation Vehicle	U0109007 U0109008 U0109014 U0109018	—	—	—	66858 34792 555043 34960	—
—	Trailer	U01097	—	—	—	66858	—
<b>OLE GRANNING</b>							
—	O.E. Number	1086	—	—	66957	—	—

COMMERCIAL VEHICLES  
RECREATIONAL VEHICLES  
SCHOOL BUSES  
BUSES & COACHES  
TRUCKS, TRAILERS & SUSPENSIONS  
INTERCHANGES  
NUMERICAL LISTINGS  
MOUNTING & LENGTH BY PART  
MOUNTING & LENGTH BY MOUNT





TRUCKS, TRAILERS AND SUSPENSIONS		OEM	MONROE MAGNUM				CAB SHOCK
			STANDARD		GAS		
							
<b>OSHKOSH MOTORS</b>							
—	1" Mounting Pins & 16" Long Shock Absorbers	—	—	—	65407	—	—
—	¾" Mounting Pins	—	—	—	66833	—	—
—	M-Line Walkin Van MT-FD 16 (UPS Truck)	P117099 P117146	—	—	— 66691	66692	—
—	MC Chassis	GLB654875 GLB654918	—	—	— 66691	66692	—
—	O.E. Number	12405F 12405F1 665040 690049 5353054 5361994	—	—	65474 65407 65407 65407 65407 65474	—	—
<b>OSTERLUND</b>							
—	O.E. Number	59011 680117	—	—	66957 65410	—	—
<b>OTTAWA</b>							
—	Yard Tractor	59009	—	—	65407 66957	65407 66957	—
<b>PAGE &amp; PAGE</b>							
—	O.E. Number	1081933	—	—	—	66636	—
<b>PAGE SUSPENSION</b>							
—	LM-2000 Series Lift Axle Suspension	1080099	—	—	—	66893	—
—	Trailmaster Air Spring Suspension	1080099 1081933	—	—	—	66893 66636	—
<b>PAI CORPORATION</b>							
—	O.E. Number	HSA5056 HSA5057 HSA5061 HSA5067 HSA5075 HSA5080 HSA5095	—	—	— — — 65442 — 66878 66891	65110 66638 66672 — 66671 — —	—
<b>PEERLESS TRAILER</b>							
—	Air Suspension	7261	—	—	—	66884	—
<b>PETERBILT — 210</b>							
2015-08	Models w/ Reyco 79 KB Rear Steel Spring Suspension	1672501	—	—	—	66878	—
<b>PETERBILT — 220</b>							
2012-07	Models w/ 12,000 lb Front Axle	0202738 B716016	—	—	65434 65434	—	—
2020-07	Models w/ 21,000 lb Reyco Spring Suspension	1949501	—	—	—	66969	—
2019-07	Models w/ Hendrickson HAS 210L or HAS 230L Rear Air Suspension	60670008	—	—	—	65481	—
2019-07	Models w/ Reyco 102AR Rear Air Suspension	1288701 1288702	—	—	—	65401 65401	—
2019-07	Models w/ Reyco 79 KB Rear Steel Spring Suspension	1672501	—	—	—	66878	—
<b>PETERBILT — 270, 271</b>							
2003-01	270 Series	ACHF113 ACHF113 ACHB966	—	—	65101 66435 —	— — 65468	—





POUR LES NOTES EN FRANÇAIS, CONSULTER LA TABLE DE MATIÈRES. PARA LAS NOTAS AL PIE DE LA PÁGINA ESPAÑOLAS REFIERA AL CONTENIDO.

TRUCKS, TRAILERS AND SUSPENSIONS		OEM	MONROE MAGNUM				CAB SHOCK
			STANDARD		GAS		
							
<b>PETERBILT — 270, 271 (Cont.)</b>							
2003-01	270 Series	ACHB966	—	—	—	66434	—
<b>PETERBILT — 320</b>							
2018-87	Models (Steering Axle) w/ Split Progressive Spring Suspension	0201787	—	—	65101	—	—
		0202737	—	—	65101	—	—
		B716009	—	—	65101	—	—
2018-01	Models w/ 18,000 lb to 23,000 lb Taperleaf Front Springs and Set Forward Front Axle	0201787	—	—	65101	—	—
		0202737	—	—	65101	—	—
		B716009	—	—	65101	—	—
		0202742	—	—	65101	—	—
2018-87	Models w/ 38,000 - 40,000 lb Air Trac Rear Suspension	0307421	—	—	—	65444	—
		C716002	—	—	—	65444	—
2018-01	Models w/ Hendrickson HMX 400 or 460 Haulmax Suspension w/ 16.5" Saddle Height	60680004	—	—	—	65507	—
		60680004L	—	—	—	65507	—
		60680005	—	—	—	65508	—
2018-01	Models w/ Hendrickson HMX 400 or 460 Haulmax Suspension w/ 17.5" and 18.5" Saddle Height	60680005L	—	—	—	65508	—
<b>PETERBILT — 325</b>							
2018-08	Models w/ 8,000 lb Front Axle	B716004	—	—	65176	—	—
2018-08	Models w/ OEM Part Number	0202738	—	—	65434	—	—
		B716016	—	—	65434	—	—
2018-08	Models w/ Reyco 102 or 79KB Suspension	1949501	—	—	—	66969	—
		TK19679	—	—	—	66969	—
<b>PETERBILT — 330</b>							
2020-16	Models w/ 10,000 lb to 14,600 lb Taperleaf Springs and Set Back Front Axles	B716019	—	—	65175	—	—
2016-95	Models (Steering Axle) w/ 12,000 lb Set-back Axle	0202738	—	—	65434	—	—
		B716016	—	—	65434	—	—
2020-95	Models w/ OEM Part Number	0203020	—	—	65432	—	—
		B716017	—	—	65432	—	—
2020-03	Models (Drive Axle) w/ Low Air Leaf Suspension	0308781	—	—	—	65528	—
		C711011	—	—	—	65468	—
		C711017	—	—	—	65468	—
2002-95	Models (Drive Axle) w/ Low Air Leaf Suspension	0307423	—	—	—	65400	—
		0307423	—	—	—	66428	—
2020-95	Models w/ Air Trac Suspension (46,000 lb)	0307421	—	—	—	65444	—
2020-95	Models w/ Reyco 102AR Rear Air Suspension	1288701	—	—	—	65401	—
		1288702	—	—	—	65401	—
2020-95	Models w/ Reyco 79 KB Steel Spring Suspension	1672501	—	—	—	66878	—
		1949501	—	—	—	66969	—
<b>PETERBILT — 335</b>							
2010-05	Models w/ 12,000 lb Set-Back Front Axle	0202738	—	—	65434	—	—
		0202741	—	—	65434	—	—
		B716016	—	—	65434	—	—
		B716016A	—	—	65434	—	—
2010-05	Models w/ 38,000 - 40,000 lb Air Trac Rear Suspension	0307421	—	—	—	65444	—
2010-05	Models w/ Peterbilt Low Air Leaf Rear Suspension	0308781	—	—	—	65528	—
		C711011	—	—	—	65468	—
		C711017	—	—	—	65468	—
2010-05	Models w/ OEM Part Number	1202P055	—	—	—	—	66208
		R716005	—	—	—	—	66101
<b>PETERBILT — 337</b>							
2014-10	Models w/ 10,000 lb to 12,000 lb Front Axle	B716005	—	—	65175	—	66208

PART NUMBER IN LIGHT FACE TYPE IS SUPERSEDING OR REPLACING THIS PART NUMBER





COMMERCIAL VEHICLES  
RECREATIONAL VEHICLES  
SCHOOL BUSES  
BUSES & COACHES  
TRUCKS, TRAILERS & SUSPENSIONS  
INTERCHANGES  
NUMERICAL LISTINGS  
MOUNTING & LENGTH BY PART  
MOUNTING & LENGTH BY MOUNT

TRUCKS, TRAILERS AND SUSPENSIONS		OEM	MONROE MAGNUM				CAB SHOCK
			STANDARD		GAS		
							
<b>PETERBILT — 337 (Cont.)</b>							
2020-15	Models w/ 10,000 lb to 14,600 lb Taperleaf Springs and Set Back Front Axles	B716019	—	—	65175	—	—
2014-10	Models w/ 13,200 lb to 14,600 lb Front Axle	B716006	—	—	65176	—	—
2013-10	Models w/ 38,000 lb or 40,000 lb Peterbilt Air Trac Rear Suspension	0307421	—	—	—	65444	—
2018-14	Models w/ 46,000 lb Air Trac Suspension	C716002	—	—	—	65444	—
2018-10	Models w/ Peterbilt Low Air Leaf Rear Suspension	0308781	—	—	—	65528	—
		C711011	—	—	—	65468	—
		C711017	—	—	—	65468	—
2016-10	Models w/ Reyco 102AR Rear Air Suspension	1288701	—	—	—	65401	—
		1288702	—	—	—	65401	—
2016-10	Models w/ Reyco 79 KB Rear Steel Spring Suspension	1672501	—	—	—	66878	—
<b>PETERBILT — 340</b>							
2010-07	Models w/ 12,000 lb Set Back Front Axle	0202741	—	—	65434	—	—
		0202738	—	—	65434	—	—
		B716016	—	—	65434	—	—
		B716016A	—	—	65434	—	—
2010-07	Models w/ Air Trac Suspension	0307421	—	—	—	65444	—
<b>PETERBILT — 348</b>							
2020-14	Models w/ 20,000 lb Taperleaf Springs and Set Back Front Axle	B716020	—	—	65176	—	—
2018-14	Models w/ 10,000 lb to 14,600 lb Taperleaf Springs and Set Back Front axles	B716019	—	—	65175	—	—
2018-10	Models w/ OEM Part Number	B716012	—	—	65541	—	—
2013-12	Models w/ 10,000 lb to 12,000 lb Front Axle	B716005	—	—	65175	—	—
2018-14	Models w/ Air Trac Rear Suspension 46,000 lb capacity	C716002	—	—	—	65444	—
2018-10	Models with Hendrickson HMX 400/460 Haulmax with 16.5" Saddle	60680004	—	—	—	65507	—
		60680004L	—	—	—	65507	—
2018-10	Models with Hendrickson HMX 400/460 Haulmax with 17.5" and 18.5" Saddle	60680005	—	—	—	65508	—
		60680005L	—	—	—	65508	—
2017-10	Models w/ Reyco 79KB Rear Spring Suspension	1672501	—	—	—	66878	—
2016-10	Models w/ Reyco 102AR Rear Air Suspension	1288701	—	—	—	65401	—
		1288702	—	—	—	65401	—
2013-10	Models w/ Air Trac Suspension	0307421	—	—	—	65444	—
2018-10	Models w/ Conventional Day Cab	R716005	—	—	—	—	66101
2018-10	Models w/ OEM Part Number	1202P055	—	—	—	—	66208
<b>PETERBILT — 349</b>							
1987-84	Models w/ 12,000 Front Axle	0200376	74028	—	65471	—	—
		0200495	74028	—	65471	—	—
		0202736	74028	—	65471	—	—
<b>PETERBILT — 353</b>							
93-81	Models w/ 12,000 Front Axle	0200376	74028	—	65471	—	—
		0200495	74028	—	65471	—	—
		0202736	74028	—	65471	—	—
<b>PETERBILT — 357</b>							
2008-86	Models w/ Front Air Suspension and Set Back Front Axle	0202739	—	—	65401	—	—
2008-86	Models w/ Front Air Suspension and Set Forward Front Axle	0202740	—	—	65411	—	—
2008-86	Models w/ Spring Suspension and Set Back Axle	0202741	—	—	65434	—	—
		0202738	—	—	65434	—	—
		0201890	—	—	65434	—	—

TRUCKS, TRAILERS AND SUSPENSIONS		OEM	MONROE MAGNUM				CAB SHOCK
			STANDARD		GAS		
							
<b>PETERBILT — 357 (Cont.)</b>							
2008-86	Models w/ Spring Suspension and Set Back Axle	B716016 B716016A	— —	— —	65434 65434	— —	— —
2008-86	Models w/ 12,000 lb - 14,600 Taperleaf Spring and Set Forward Front Axle	0202742 0202737 B716007 B716009 B716011	— — — — —	— — — — —	65101 65101 65101 65101 65101	— — — — —	— — — — —
2008-86	Models w/ Air Trac Suspension (46,000 lb)	0307421	—	—	—	65444	—
2008-86	Models w/ Air Track Tandem and TRD8000 Pusher Axle	0308350 C716004	— —	— —	— —	65534 65534	— —
2008-86	Models w/ Chalmers 40,000 lb Suspension	800670 665174 665174	— — —	— — —	— — —	65463 65433 66636	— — —
2008-02	Models w/ Hendrickson HMX 400/460 Haulmaax Suspension 16.5" Saddle Height	60680004 60680004L H60680004	— — —	— — —	— — —	65507 65507 65507	— — —
2008-02	Models w/ Hendrickson HMX 400/460 Haulmaax Suspension 17.5" & 18.5" Saddle Height	60680005 60680005L H60680005	— — —	— — —	— — —	65508 65508 65508	— — —
2008-86	Models w/ Neway ARD 125/244-8 Rear Air Suspension	90044011	—	74406	—	—	—
2008-02	Models w/ Peterbilt Low Air Leaf Suspension	0308781	—	—	—	65468	—
2008-86	Models w/ Air Leaf Suspension	0305384 0306084 0307423 85033 665633 0304629 0304629 0304176	— — — — — — — —	— — — — — — — —	— — — — — — — —	65400 65400 65400 65400 65400 65402 66429 65448	— — — — — — — —
2007-90	Models w/ Unibuilt Cab	R716007 2902455	— —	— —	— —	— —	66145 66145
<b>PETERBILT — 359</b>							
1988-81	Models w/ 12,000 Front Axle	0202736 0200376 0200495	74028 74028 74028	— — —	65471 65471 65471	— — —	— — —
1988-81	Models w/ Air Trac Suspension (46,000 lb)	0307421	—	—	—	65444	—
<b>PETERBILT — 362 COE</b>							
2006-81	Models (Steering Axle) w/ 12000 lb. Capacity Suspension	0202736 0200495 0202376	74028 74028 74028	— — —	65471 65471 65471	— — —	— — —
2006-81	Models (Steering Axle) w/ 14600 lb. Taperleaf Spring w/ Set Front Back Axle	0202142 0202740	— —	— —	65411 65411	— —	— —
2006-81	Models (Steering Axle) w/ Progressive Spring Suspension	0202738 B716016 B716016A	— — —	— — —	65434 65434 65434	— — —	— — —
2006-83	Models (Drive Axle) w/ Air Trac Suspension After Nov. 1982	0307421 0304629 0304629	— — —	— — —	— — —	65444 65402 66429	— — —
1983-81	Up to Nov. 1982	0304176	—	—	—	65448	—
2006-81	Models (Drive Axle) w/ Chalmer 40000 lb. Suspension	800670 665174 665174	— — —	— — —	— — —	65463 65433 66636	— — —
2006-81	Models (Drive Axle) w/ Low Air Leaf Suspension	0305384 0305384 0306084	— — —	— — —	— — —	65400 66428 65400	— — —

PART NUMBER IN LIGHT FACE TYPE IS SUPERSEDING OR REPLACING THIS PART NUMBER

COMMERCIAL VEHICLES  
RECREATIONAL VEHICLES  
SCHOOL BUSES  
BUSES & COACHES  
TRUCKS, TRAILERS & SUSPENSIONS  
INTERCHANGES  
NUMERICAL LISTINGS  
MOUNTING & LENGTH BY PART  
MOUNTING & LENGTH BY MOUNT





TRUCKS, TRAILERS AND SUSPENSIONS		OEM	MONROE MAGNUM				CAB SHOCK
			STANDARD		GAS		
							
<b>PETERBILT — 362 COE (Cont.)</b>							
2006-81	Models (Drive Axle) w/ Low Air Leaf Suspension	0306084	—	—	—	66428	—
		0307423	—	—	—	65400	—
		0307423	—	—	—	66428	—
		665633	—	—	—	65400	—
		665633	—	—	—	66428	—
2006-81	Models (Drive Axle) w/ Neway ARD 125/244-8 Series Air Suspension	90044011	—	—	—	65474	—
2006-81	Models (Cab Shock) w/ Link Cab Suspension	12020032	—	—	—	—	66106
2006-81	Models (Cab Shock) w/ O.E. Number	2018744	—	—	—	—	66186
		2012328	—	—	—	—	66186

### PETERBILT — 365

2018-08	Models w/ 12,000 lb - 14,600 lb Taper Leaf Spring Suspension and Set Forward Front Axle	B716007	—	—	65101	—	—
2018-08	Models w/ 18,000 lb - 23,000 lb Taperleaf Front Suspension and Set Forward Front Axle	0202742	—	—	65101	—	—
		B716011	—	—	65101	—	—
2015-08	Models w/ 12,000 lb - 16,000 lb Taperleaf Front Suspension w/ Set-Back Axle	B716002	—	—	65177	—	—
		B716013	—	—	65177	—	—
2018-14	Models w/ Air Trac Suspension (46,000 lb)	C716002	—	—	—	65444	—
2018-08	Models w/ Peterbilt Low Air Leaf Suspension	C711011	—	—	—	65468	—
		C716005	—	—	—	65468	—
		C711017	—	—	—	65468	—
		0308781	—	—	—	65528	—
2020-08	Models w/ Chalmers 40,000 lb Rear Suspension	800670	—	—	—	65463	—
		665174	—	—	—	65433	—
		665174	—	—	—	66636	—
2020-08	Models w/ Hendrickson HMX 400/460 Haulmaax w/ 16.5" Saddle Height	60680004	—	—	—	65507	—
		60680004L	—	—	—	65507	—
2020-08	Models w/ Hendrickson HMX 400/460 Haulmaax w/ 17.5" and 18.5" Saddle Height	60680005	—	—	—	65508	—
		60680005L	—	—	—	65508	—
2020-08	Models w/ FLEX® Air Suspension (38,000 lb)	C716000	—	—	—	65495	—
		C711002	—	—	—	65495	—
		C711016	—	—	—	65495	—
		C716015	—	—	—	65495	—
2012-08	Models w/ Quadraflex 4 Spring Rear Suspension	0307420	—	74409	—	65404	—
		0307420	—	74409	—	66424	—
2018-08	Day Cab w/ OEM Part Number	R716005	—	—	—	—	66101
		02016755	—	—	—	—	66101





### PETERBILT — 367

2018-08	Models with 12,000 lb to 14,600 lb Taperleaf Spring Suspension and Set Forward Front Axle.	0202737	—	—	65101	—	—
		B716007	—	—	65101	—	—
		B716009	—	—	65101	—	—
2018-08	Models w/ 18,000 lb to 23,000 lb Taperleaf Front Spring Suspension and Set Forward Front Axle.	0202742	—	—	65101	—	—
		B716007	—	—	65101	—	—
		B716011	—	—	65101	—	—
2018-08	Models w/ Air Trac Suspension (46,000 lb)	C716002	—	—	—	65444	—
2018-08	Models w/ Chalmers 800 Series Suspension High Mount	800670	—	—	—	65463	—
	Models w/ Chalmers 40,000 lb Rear Suspension	665174	—	—	—	65433	—
2018-08	Models w/ Air Trac Tri Drive Suspension	C716004	—	—	—	65534	—
		0308350	—	—	—	65534	—
2018-08	Models w/ Flex Air Suspension (38,000 lb)	C716000	—	—	—	65495	—
		C716015	—	—	—	65495	—
		C711016	—	—	—	65495	—
		C711002	—	—	—	65495	—
2018-08	Models with Hendrickson HMX 400/460 Haulmaax with 16.5" Saddle Height	60680004	—	—	—	65507	—
		60680004L	—	—	—	65507	—

TRUCKS, TRAILERS AND SUSPENSIONS		OEM	MONROE MAGNUM				CAB SHOCK
			STANDARD		GAS		
							
<b>PETERBILT — 367 (Cont.)</b>							
2018-08	Models with Hendrickson HMX 400/460 Haulmaax with 16.5" Saddle Height	H60680004	—	—	—	65507	—
2018-08	Models with Hendrickson HMX 400/460 Haulmaax with 17.5" and 18.5" Saddle Height	60680005	—	—	—	65508	—
		60680005L	—	—	—	65508	—
		H60680005	—	—	—	65508	—
2018-08	Models w/ Peterbilt Low Air Leaf Suspension	C711017	—	—	—	65468	—
		C711011	—	—	—	65468	—
		0308781	—	—	—	65528	—
2016-08	Models w/ Neway ADZ Rear Suspension	90045605	—	—	—	65541	—
2018-08	Models w/ Quadraflex Rear 4 Spring Suspension	0307420	—	74409	—	65404	—
		0307420	—	74409	—	66424	—
2018-08	Models w/ Conventional Day Cab	R716005	—	—	—	—	66101
		2016755	—	—	—	—	66101
2018-08	Models w/ 70" Sleepers	R716007	—	—	—	—	66145
<b>PETERBILT — 372 COE</b>							
1997-89	C.O.E Models (Steering Axle) w/ Air Suspension	0202061	—	—	65401	—	—
		0202739	—	—	65401	—	—
1997-89	Models (Steering Axle) w/ Spring Suspension	0201890	—	—	65113	—	—
1997-89	Models (Drive Axle) w/ Chalmer 40000 lb. Suspension	800670	—	—	—	65463	—
		665174	—	—	—	65433	—
		665174	—	—	—	66636	—
1997-89	Models (Drive Axle) w/ Low Air Leaf Suspension	0305384	—	—	—	65400	—
		0305384	—	—	—	66428	—
		0306084	—	—	—	65400	—
		0306084	—	—	—	66428	—
		0307423	—	—	—	65400	—
		0307423	—	—	—	66428	—
		665633	—	—	—	65400	—
665633	—	—	—	66428	—		
1997-89	Models (Drive Axle) w/ Neway ARD 125/244-8 Series Air Suspension	90044011	—	74406	—	65474	—
<b>PETERBILT — 375</b>							
1996-87	Models w/ Front Air Suspension and w/ Set Back Axle	0202739	—	—	65401	—	—
1996-87	Models w/ Front Air Suspension and w/o Set Back Axle	0202740	—	—	65411	—	—
1996-87	Models w/ Spring Suspension and w/ Set Back Axle	0202738	—	—	65434	—	—
		0202741	—	—	65434	—	—
		B716016	—	—	65434	—	—
		B716016A	—	—	65434	—	—
1996-87	Models w/ 12,000 lb - 14,600 lb Taperleaf Spring Suspension and w/ Set Forward Axle	0202737	—	—	65101	—	—
		0202737	—	—	65101	—	—
		0202742	—	—	65101	—	—
		0202742	—	—	65101	—	—
		B716007	—	—	65101	—	—
		B716007	—	—	65101	—	—
		B716009	—	—	65101	—	—
B716009	—	—	65101	—	—		
1996-87	Models w/ 18,000 lb - 23,000 lb Taperleaf Spring Suspension and w/ Set Forward Axle	0202742	—	—	65101	—	—
		0202742	—	—	65101	—	—
		B716011	—	—	65101	—	—
		B716011	—	—	65101	—	—
1996-87	Models w/ Air Trac Suspension (46,000 lb GVW)	0307421	—	—	—	65444	—
1996-87	Models w/ Chalmers 40,000 lb Rear Suspension	800670	—	—	—	65463	—
		665174	—	—	—	65433	—
		665174	—	—	—	66636	—
1996-87	Models w/ Neway ARD 125/244-8 Rear Air Suspension	90044011	—	74406	—	65474	—

PART NUMBER IN LIGHT FACE TYPE IS SUPERSEDING OR REPLACING THIS PART NUMBER

COMMERCIAL VEHICLES  
RECREATIONAL VEHICLES  
SCHOOL BUSES  
BUSES & COACHES  
TRUCKS, TRAILERS & SUSPENSIONS  
INTERCHANGES  
NUMERICAL LISTINGS  
MOUNTING & LENGTH BY PART  
MOUNTING & LENGTH BY MOUNT

TRUCKS, TRAILERS AND SUSPENSIONS		OEM	MONROE MAGNUM				CAB SHOCK
			STANDARD		GAS		
							

### PETERBILT — 375 (Cont.)





1996-87	Models w/ Peterbilt Low Air Leaf Suspension	0307423	—	—	—	65400	—
		0307423	—	—	—	66428	—
		665633	—	—	—	65400	—
		665633	—	—	—	66428	—

### PETERBILT — 376





1999-88	Models w/ Front Air Suspension and w/ Set Back Axle	0202739	—	—	65401	—	—
1999-88	Models w/ Front Air Suspension and w/o Set Back Axle	0202740	—	—	65411	—	—
1999-88	Models w/ Spring Suspension and w/ Set Back Axle	0202738	—	—	65434	—	—
		0202741	—	—	65434	—	—
		B716016	—	—	65434	—	—
		B716016A	—	—	65434	—	—
1999-88	Models w/ 12,000 lb - 14,600 lb Taperleaf Spring Suspension and w/ Set Forward Axle	0202737	—	—	65101	—	—
		0202737	—	—	65101	—	—
		0202742	—	—	65101	—	—
		0202742	—	—	65101	—	—
		B716007	—	—	65101	—	—
		B716007	—	—	65101	—	—
		B716009	—	—	65101	—	—
		B716009	—	—	65101	—	—
1999-88	Models w/ 18,000 lb - 23,000 lb Taperleaf Spring Suspension and w/ Set Forward Axle	0202742	—	—	65101	—	—
		0202742	—	—	65101	—	—
		B716011	—	—	65101	—	—
		B716011	—	—	65101	—	—
1999-88	Models w/ Air Trac Suspension (46,000 lb GVW)	0307421	—	—	—	65444	—
1999-88	Models w/ Chalmers 40,000 lb Rear Suspension	800670	—	—	—	65463	—
		665174	—	—	—	65433	—
		665174	—	—	—	66636	—
1999-88	Models w/ Neway ARD 125/244-8 Rear Air Suspension	90044011	—	74406	—	65474	—
1999-88	Models w/ Peterbilt Low Air Leaf Suspension	0307423	—	—	—	65400	—
		0307423	—	—	—	66428	—
		665633	—	—	—	65400	—
		665633	—	—	—	66428	—





### PETERBILT — 377

2001-87	Models w/ Front Air Suspension and w/ Set Back Axle	0202739	—	—	65401	—	—
2001-87	Models w/ Front Air Suspension and w/o Set Back Axle	0202740	—	—	65411	—	—
2001-87	Models w/ Spring Suspension and w/ Set Back Axle	0202738	—	—	65434	—	—
		0202741	—	—	65434	—	—
		B716016	—	—	65434	—	—
		B716016A	—	—	65434	—	—
2001-87	Models w/ 12,000 lb - 14,600 lb Taperleaf Spring Suspension and w/ Set Forward Axle	0202737	—	—	65101	—	—
		0202737	—	—	65101	—	—
		0202742	—	—	65101	—	—
		0202742	—	—	65101	—	—
		B716007	—	—	65101	—	—
		B716007	—	—	65101	—	—
		B716009	—	—	65101	—	—
		B716009	—	—	65101	—	—
2001-87	Models w/ 18,000 lb - 23,000 lb Taperleaf Spring Suspension and w/ Set Forward Axle	0202742	—	—	65101	—	—
		0202742	—	—	65101	—	—
		B716011	—	—	65101	—	—
		B716011	—	—	65101	—	—
2001-87	Models w/ Air Trac Suspension (46,000 lb GVW)	0307421	—	—	—	65444	—
2001-87	Models w/ Chalmers 40,000 lb Rear Suspension	800670	—	—	—	65463	—
		665174	—	—	—	65433	—





TRUCKS, TRAILERS AND SUSPENSIONS		OEM	MONROE MAGNUM				CAB SHOCK
			STANDARD		GAS		
							
<b>PETERBILT — 377 (Cont.)</b>							
2001-87	Models w/ Chalmers 40,000 lb Rear Suspension	665174	—	—	—	66636	—
2001-87	Models w/ Neway ARD 125/244-8 Rear Air Suspension	90044011	—	74406	—	65474	—
2001-87	Models w/ Peterbilt Low Air Leaf Suspension	0307423	—	—	—	65400	—
		0307423	—	—	—	66428	—
		665633	—	—	—	65400	—
		665633	—	—	—	66428	—
2001-87	Models w/ Unibuilt Cab	R716007	—	—	—	—	66145
		2902455	—	—	—	—	66145
2001-87	Models w/ Link Cab Suspension	12020054	—	—	—	—	66104
<b>PETERBILT — 378</b>							
2007-88	Models w/ Front Air Suspension and w/ Set Back Axle	0202739	—	—	65401	—	—
2007-88	Models w/ Front Air Suspension and w/o Set Back Axle	0202740	—	—	65411	—	—
2007-88	Models w/ Spring Suspension and w/ Set Back Axle	0202738	—	—	65434	—	—
		0202741	—	—	65434	—	—
		B716016	—	—	65434	—	—
		B716016A	—	—	65434	—	—
			—	—	—	—	—
2007-88	Models w/ 12,000 lb - 14,600 lb Taperleaf Spring Suspension and w/ Set Forward Axle	0202737	—	—	65101	—	—
		0202737	—	—	65101	—	—
		0202742	—	—	65101	—	—
		0202742	—	—	65101	—	—
		B716007	—	—	65101	—	—
		B716007	—	—	65101	—	—
		B716009	—	—	65101	—	—
		B716009	—	—	65101	—	—
2007-88	Models w/ 18,000 lb - 23,000 lb Taperleaf Spring Suspension and w/ Set Forward Axle	0202742	—	—	65101	—	—
		0202742	—	—	65101	—	—
		B716011	—	—	65101	—	—
		B716011	—	—	65101	—	—
2007-88	Models w/ Air Trac Suspension (46,000 lb GVW)	0307421	—	—	—	65444	—
2007-99	Models w/ 38,000 lb FlexAir Suspension	C711002	—	—	—	65495	—
		C716000	—	—	—	65495	—
2007-88	Models w/ Chalmers 40,000 lb Rear Suspension	800670	—	—	—	65463	—
		665174	—	—	—	65433	—
		665174	—	—	—	66636	—
2007-88	Models w/ Neway ARD 125/244-8 Rear Air Suspension	90044011	—	74406	—	65474	—
2007-88	Models w/ Peterbilt Low Air Leaf Suspension	0307423	—	—	—	65400	—
		665633	—	—	—	65400	—
<b>PETERBILT — 379</b>							
2009-85	Models w/ Front Air Suspension and w/ Set Back Axle	0202739	—	—	65401	—	—
2009-85	Models w/ Front Air Suspension and w/o Set Back Axle	0202740	—	—	65411	—	—
2009-85	Models w/ Spring Suspension and w/ Set Back Axle	0202738	—	—	65434	—	—
		0202741	—	—	65434	—	—
		B716016	—	—	65434	—	—
		B716016A	—	—	65434	—	—
			—	—	—	—	—
2009-85	Models w/ 12,000 lb - 14,600 lb Taperleaf Spring Suspension and w/ Set Forward Axle	0202737	—	—	65101	—	—
		0202737	—	—	65101	—	—
		0202742	—	—	65101	—	—
		0202742	—	—	65101	—	—
		B716007	—	—	65101	—	—
		B716007	—	—	65101	—	—
		B716009	—	—	65101	—	—
		B716009	—	—	65101	—	—





COMMERCIAL VEHICLES  
RECREATIONAL VEHICLES  
SCHOOL BUSES  
BUSES & COACHES  
TRUCKS, TRAILERS & SUSPENSIONS  
INTERCHANGES  
NUMERICAL LISTINGS  
MOUNTING & LENGTH BY PART  
MOUNTING & LENGTH BY MOUNT

TRUCKS, TRAILERS AND SUSPENSIONS		OEM	MONROE MAGNUM				CAB SHOCK
			STANDARD		GAS		
							
<b>PETERBILT — 379 (Cont.)</b>							
2009-85	Models w/ 18,000 lb - 23,000 lb Taperleaf Spring Suspension and w/ Set Forward Axle	0202742 0202742 B716011 B716011	— — — —	— — — —	65101 65101 65101 65101	— — — —	— — — —
2009-85	Models w/ Air Trac Suspension (46,000 lb GVW)	0307421 0307421SPL	— —	— —	— —	65444 65444	— —
2009-99	Models w/ 38,000 lb FlexAir Suspension	C711002 C716000	— —	— —	— —	65495 65495	— —
2009-85	Models w/ Chalmers 40,000 lb Rear Suspension	800670 665174 665174	— — —	— — —	— — —	65463 65433 66636	— — —
2009-85	Models w/ Neway ARD 125/244-8 Rear Air Suspension	90044011	—	74406	—	65474	—
2009-03	Models w/ Peterbilt Low Air Leaf Suspension	0308781 C711011 C711017	— — —	— — —	— — —	65528 65468 65468	— — —
2002-85	Models w/ Peterbilt Low Air Leaf Suspension	0307423 665633	— —	— —	— —	65400 65400	— —
2009-85	Models w/ Unibuilt Cab	R716007 2902455	— —	— —	— —	— —	66145 66145
2009-85	Models w/ Link Cab Suspension	12020054	—	—	—	—	66104
<b>PETERBILT — 384</b>							
2016-08	Models w/ 12,000 lb - 14,600 lb Taperleaf Spring Suspension and Set Forward Front Axle	0202737 0202737 B716009 B716009	— — — —	— — — —	65101 65101 65101 65101	— — — —	— — — —
2016-08	Models w/ Air Trac Suspension (46,000 lb)	0307421 C716002	— —	— —	— —	65444 65444	— —
2016-08	Models / Flex Air Suspension	C711002 C716000 C716015 C711016	— — — —	— — — —	— — — —	65495 65495 65495 65495	— — — —
2016-08	Models w/ Low Air Leaf Suspension	0308781 C711011 C711017 C716005	— — — —	— — — —	— — — —	65528 65468 65468 65468	— — — —
2016-08	Models w/ Quadraflex 4 Spring Suspension  Models w/ Day Cab	0307420 0307420 2016755 R716005	— — — —	74409 74409 — —	— — — —	65404 66424 — —	— — 66101 66101
<b>PETERBILT — 385</b>							
2008-95	Models w/ Spring Suspension and w/ Set Back Front Axle	0202738 0202741 B716016 B716016A	— — — —	— — — —	65434 65434 65434 65434	— — — —	— — — —
2008-95	Models w/ 12,000 lb - 14,600 lb Taperleaf Spring Suspension and w/ Set Forward Axle	0202737 0202737 0202742 0202742 B716007 B716007 B716009 B716009	— — — — — — — —	— — — — — — — —	65101 65101 65101 65101 65101 65101 65101 65101	— — — — — — — —	— — — — — — — —
2008-95	Models w/ 18,000 lb - 23,000 lb Taperleaf Spring Suspension and w/ Set Forward Axle	0202742 0202742 B716011	— — —	— — —	65101 65101 65101	— — —	— — —

TRUCKS, TRAILERS AND SUSPENSIONS		OEM	MONROE MAGNUM				CAB SHOCK
			STANDARD		GAS		
							
<b>PETERBILT — 385 (Cont.)</b>							
2008-95	Models w/ 18,000 lb - 23,000 lb Taperleaf Spring Suspension and w/ Set Forward Axle	B716011	—	—	65101	—	—
2008-95	Models w/ Air Trac Suspension (46,000 lb)	0307421 C716002	— —	— —	— —	65444 65444	— —
2008-95	Models w/ Chalmers 40,000 lb Rear Suspension	800670 665174 665174	— — —	— — —	— — —	65463 65433 66636	— — —
2008-95	Models w/ FlexAir Suspension	C711002 C716000	— —	— —	— —	65495 65495	— —
2008-95	Models w/ Neway ARD 125/244-8 Rear Air Suspension	90044011	—	74406	—	65474	—
2007-04	Models w/ Peterbilt Low Air Leaf Suspension	0308781 C711011 C711017	— — —	— — —	— — —	65528 65468 65468	— — —
2003-95	Models w/ Peterbilt Low Air Leaf Suspension	0307423 665633	— —	— —	— —	65400 65400	— —
2007-95	Models w/ Quadraflex 4 Spring Suspension	0307420 0307420	— —	74409 74409	— —	65404 66424	— —
<b>PETERBILT — 386</b>							
2016-06	Models w/ Front Air Suspension and w/ Set Back Axle	0202739	—	—	65401	—	—
2016-06	Models w/ Front Air Suspension and w/o Set Back Axle	0202740	—	—	65411	—	—
2016-06	Models w/ Spring Suspension and w/ Set Back Axle	0202738 0202741 0204010 B716016 B716016A B716018	— — — — — —	— — — — — —	65434 65434 65434 65434 65434 65434	— — — — — —	— — — — — —
2016-06	Models w/ 12,000 lb - 14,600 lb Taperleaf Spring Suspension and w/ Set Forward Axle	0202737 0202737 0202742 0202742 B716007 B716007 B716009 B716009	— — — — — — — —	— — — — — — — —	65101 65101 65101 65101 65101 65101 65101 65101	— — — — — — — —	— — — — — — — —
2016-06	Models w/ 18,000 lb - 23,000 lb Taperleaf Spring Suspension and w/ Set Forward Axle	0202742 0202742 B716011 B716011	— — — —	— — — —	65101 65101 65101 65101	— — — —	— — — —
2013-06	Models w/ Air Trac Suspension (46,000 lb)	0307421	—	—	—	65444	—
2016-06	Models / Flex Air Suspension	C711002 C711002 C716000 C716000 C716015 C716015 C711016 C711016	— — — — — — — —	— — — — — — — —	— — — — — — — —	65495 66436 65495 66436 65495 66436 65495 66436	— — — — — — — —
2016-06	Models w/ Low Air Leaf Suspension	0308781 C711011 C711017 C716005	— — — —	— — — —	— — — —	65528 65468 65468 65468	— — — —
2016-06	Models w/ Day Cab	2016755 R716005	— —	— —	— —	— —	66101 66101
2016-06	Models w/ Sleeper Cab	2902455 R716007	— —	— —	— —	— —	66145 66145





COMMERCIAL VEHICLES  
RECREATIONAL VEHICLES  
SCHOOL BUSES  
BUSES & COACHES  
TRUCKS, TRAILERS & SUSPENSIONS  
INTERCHANGES  
NUMERICAL LISTINGS  
MOUNTING & LENGTH BY PART  
MOUNTING & LENGTH BY MOUNT

TRUCKS, TRAILERS AND SUSPENSIONS		OEM	MONROE MAGNUM				CAB SHOCK
			STANDARD		GAS		
							
<b>PETERBILT — 387</b>							
2011-00	Models w/ Front Air Suspension and w/ Set Back Axle	0202739	—	—	65401	—	—
2011-00	Models w/ Front Air Suspension and w/o Set Back Axle	0202740	—	—	65411	—	—
2011-00	Models w/ Spring Suspension and w/ Set Back Axle	0202738 0202741 0204010 B716016 B716016A B716018	— — — — — —	— — — — — —	65434 65434 65434 65434 65434 65434	— — — — — —	— — — — — —
2011-00	Models w/ 12,000 lb - 14,600 lb Taperleaf Spring Suspension and w/ Set Forward Axle	0202737 0202737 0202742 0202742 B716007 B716007 B716009 B716009	— — — — — — — —	— — — — — — — —	65101 65101 65101 65101 65101 65101 65101 65101	— — — — — — — —	— — — — — — — —
2011-00	Models w/ 18,000 lb - 23,000 lb Taperleaf Spring Suspension and w/ Set Forward Axle	0202742 0202742 B716011 B716011	— — — —	— — — —	65101 65101 65101 65101	— — — —	— — — —
2011-00	Models / Flex Air Suspension	C711002 C711002 C716000 C716000 C716015 C716015 C711016 C711016	— — — — — — — —	— — — — — — — —	— — — — — — — —	65495 66436 65495 66436 65495 66436 65495 66436	— — — — — — — —
2011-03	Models w/ Peterbilt Low Air Leaf Suspension	0308781 C711011 C711017	— — —	— — —	— — —	65528 65468 65468	— — —
2003-00	Models w/ Peterbilt Low Air Leaf Suspension	0307423 0307423 665633 665633	— — — —	— — — —	— — — —	65400 66428 65400 66428	— — — —
2011-00	Models w/ Day Cab	R716000 R716010	— —	— —	— —	— —	66203 66203
2011-00	Models w/ 70" Sleepers	2906032 2906005 R716008	— — —	— — —	— — —	— — —	66125 66125 66125
<b>PETERBILT — 389</b>							
2018-08	Models w/ Front Air Suspension and Set Back Front Axle	0202739	—	—	65401	—	—
2018-08	Models w/ Front Air Suspension and w/o Set Back Front Axle	0202740	—	—	65411	—	—
2018-08	Models w/ Spring Suspension and Set Back Front Axle	0204010 B716018	— —	— —	65177 65177	— —	— —
2018-08	Models w/ 12,000 lb - 14,600 lb Taperleaf Spring Suspension and Set Forward Front Axle	0202737 B716007 B716009	— — —	— — —	65101 65101 65101	— — —	— — —
2018-08	Models w/ 18,000 lb - 23,000 lb Taperleaf Front Spring Suspension and Set Forward Front Axle	0202742 B716011	— —	— —	65101 65101	— —	— —
2018-14	Models w/ Air Trac Suspension (46,000 lb)	C716002	—	—	—	65444	—
2018-14	Models w/ Flex Air Suspension (38,000 lb)	C711002 C716000 C716015	— — —	— — —	— — —	65495 65495 65495	— — —

TRUCKS, TRAILERS AND SUSPENSIONS		OEM	MONROE MAGNUM				CAB SHOCK
			STANDARD		GAS		
							
<b>PETERBILT — 389 (Cont.)</b>							
2018-14	Models w/ Flex Air Suspension (38,000 lb)	C711016	—	—	—	65495	—
2018-08	Models w/ Hendrickson HMX 400/460 Haulmax Suspension w/ 16.5" Saddle	60680004	—	—	—	65507	—
		60680004L	—	—	—	65507	—
2018-08	Models w/ Hendrickson HMX 400/460 Haulmax Suspension w/ 17.5" & 18.5" Saddle	60680005	—	—	—	65508	—
		60680005L	—	—	—	65508	—
2018-08	Models w/ Peterbilt Air Leaf Suspension	0307421	—	—	—	65444	—
		C716002	—	—	—	65444	—
2018-08	Models w/ Peterbilt Low Air Leaf Suspension	0308781	—	—	—	65528	—
		C711011	—	—	—	65468	—
		C711017	—	—	—	65468	—
2018-08	Models w/ Hendrickson HN522 Rear Suspension	60680003	—	—	—	66648	—
		60680003L	—	—	—	66648	—
2018-08	Models w/ Reyco 102 AR Rear Suspension	1288701	—	—	—	65401	—
		1288702	—	—	—	65401	—
2018-08	Models w/ Chalmers 800 Series Suspension High Mount-Low Mount-	800670	—	—	—	65463	—
		800781	—	—	—	65442	—
		665174	—	—	—	65433	—
		665174	—	—	—	66636	—
2018-08	Models w/ Reyco 79KB Rear Steel Spring Suspension	1672501	—	—	—	66878	—
2018-08	Models w/ Day Cab	2019140	—	—	—	—	66102
		R716006	—	—	—	—	66102
2018-08	Models w/ 70" Sleepers	2902455	—	—	—	—	66145
		R716007	—	—	—	—	66145
<b>PETERBILT — 520</b>							
2020-17	Models with 18,000 lb to 23,000 lb Taperleaf Front Spring Suspension and Set Forward Front Axle	B716011	—	—	65101	—	—
2020-17	Models w/ Peterbilt Low Air Leaf Suspension	C711011	—	—	—	65528	—
		C711017	—	—	—	65528	—
2020-17	Models w/ Air Trac Suspension (46,000 lb)	C716002	—	—	—	65444	—
2020-17	Models w/ Hendrickson HMX 400/460 Haulmax with 16.5" Saddle Height	60680004	—	—	—	65507	—
		60680004L	—	—	—	65507	—
		H60680004	—	—	—	65507	—
2020-17	Models w/ Hendrickson HMX 400/460 Haulmax with 17.5" & 18.5" Saddle Height	60680005	—	—	—	65508	—
		60680005L	—	—	—	65508	—
		H60680005	—	—	—	65508	—
2020-17	Models w/ Neway AD-252-10 Tandem Axle	90045132	—	—	—	65431	—
2020-17	Models with Reyco 102AR (Standard) Rear Air Suspension	1288701	—	—	—	65401	—
		1288702	—	—	—	65401	—
2020-17	Models w/ Reyco 79KB Rear Steel Spring Suspension	1672501	—	—	—	66878	—
<b>PETERBILT — 567</b>							
2020-14	Models w/ 12,000 lb to 14,600 lb Taperleaf Springs Suspension and Set Forward Front Axle	B716009	—	—	65101	—	—
		B716009PLUS	—	—	65101	—	—
2020-14	Models w/ 18,000 lb to 23,000 lb Taperleaf Springs Suspension and Set Forward Axles	B716011	—	—	65101	—	—
2020-14	Models w/ 10,000 lb to 14,600 lb Taperleaf Springs and Set Back Front Axles	B716019	—	—	65175	—	—
2020-14	Models w/ 20,000 lb Taperleaf Springs and Set Back Front Axles	B716020	—	—	65176	—	—
2020-14	Models with FlexAir Suspension (38000 lb)	C711002	—	—	—	65495	—
		C711016	—	—	—	65495	—
		C716000	—	—	—	65495	—
		C716015	—	—	—	65495	—
2020-14	Models with Air Trac Suspension (46,000 lb)	C716002	—	—	—	65444	—
2020-14	Models w/ Peterbilt Low Air Leaf Suspension	C716005	—	—	—	65528	—

PART NUMBER IN LIGHT FACE TYPE IS SUPERSEDING OR REPLACING THIS PART NUMBER

COMMERCIAL VEHICLES  
RECREATIONAL VEHICLES  
SCHOOL BUSES  
BUSES & COACHES  
TRUCKS, TRAILERS & SUSPENSIONS  
INTERCHANGES  
NUMERICAL LISTINGS  
MOUNTING & LENGTH BY PART  
MOUNTING & LENGTH BY MOUNT

TRUCKS, TRAILERS AND SUSPENSIONS		OEM	MONROE MAGNUM				CAB SHOCK
			STANDARD		GAS		
							

### PETERBILT — 567 (Cont.)

2020-14	Models with Hendrickson HMX 400/460 Haulmax with 16.5" Saddle Height	60680004	—	—	—	65507	—
		60680004L	—	—	—	65507	—
		64178001	—	—	—	65507	—
		H60680004	—	—	—	65507	—
2020-14	Models with Hendrickson HMX 400/460 Haulmax with 17.5" & 18.5" Saddle Height	60680005	—	—	—	65508	—
		60680005L	—	—	—	65508	—
		H60680005	—	—	—	65508	—
2020-14	Models w/ Chalmers 40,000 lb Rear Suspension	665174	—	—	—	65433	—
		665174	—	—	—	66636	—
		800670	—	—	—	65463	—

### PETERBILT — 579

2018-13	Models w/ 12,000 lb - 14,600 lb Taperleaf Spring Suspension and Set Forward Front Axle	0202737	—	—	65101	—	—
		B716009	—	—	65101	—	—
2020-13	Models w/ Peterbilt Front Air Leaf Suspension	B716000	—	—	65541	—	—
2017-13	Models w/ 10,000 lb - 14,600 lb Taperleaf Springs and Set Back Front Axles	B716019	—	—	65175	—	—
2016-13	Day Cab Models w/ 10,000 lb - 12,000 lb Front Axle	B716005	—	—	65175	—	—
2020-13	Models w/ FlexAir Suspension (38,000 lb)	C711002	—	—	—	65495	—
		C711016	—	—	—	65495	—
		C716000	—	—	—	65495	—
		C716015	—	—	—	65495	—
2020-13	Models w/ Peterbilt Low Air Leaf Suspension	0308781	—	—	—	65528	—
		C711011	—	—	—	65468	—
		C711017	—	—	—	65468	—
		C716005	—	—	—	65468	—
2020-13	Models w/ Reyco 102AR Rear Air Suspension	1288701	—	—	—	65401	—
		1288702	—	—	—	65401	—
2020-13	Models w/ Reyco 79KB Rear Steel Spring Suspension	1672501	—	—	—	66878	—
2020-13	Sleeper Cab Models w/ OEM Part Number	25523024	—	—	—	—	66201
		12018006	—	—	—	—	66201


### PETERBILT — 587

2018-11	Models w/ 12,000 lb to 14,600 lb Taperleaf Spring Suspension and Set Forward Front Axle	0202737	—	—	65101	—	—
		B716009	—	—	65101	—	—
2018-11	Models w/ Peterbilt Front Air Leaf Suspension	B716000	—	—	65541	—	—
2018-11	Models w/ Air Trac Rear Suspension	0307421	—	—	—	65444	—
		C716002	—	—	—	65444	—
2018-11	Models w/ Quadraflex 4 Spring Rear Suspension	0307420	—	74409	—	65404	—
		0307420	—	74409	—	66424	—
2018-11	Models w/ Reyco 102AR (Standard) Rear Air Suspension	1288701	—	—	—	65401	—
		1288702	—	—	—	65401	—
2018-11	Models w/ Reyco 79KB Rear Steel Spring Suspension	1672501	—	—	—	66878	—
2018-11	Models w/ Peterbilt Low Air Leaf Suspension	0308781	—	—	—	65468	—
		C711011	—	—	—	65528	—
		C711017	—	—	—	65528	—
2018-11	Models w/ 70" Sleepers	R716008	—	—	—	—	66125
		2906032	—	—	—	—	66125

### RAMERIZ TRAILER


—	Reyco 86AR-RS1015 Air Ride Suspension	1816501	—	—	—	66884	—
---	---------------------------------------	---------	---	---	---	-------	---

### RAVENS TRAILER





—	Neway, Hendrickson (Turner) or Reyco Suspension	—	—	—		—	—
---	---	---	---	---	---	---	---

### RED LION TRAILER

—	Neway Air Suspension	90044989	—	—	—	65461	—
		90045019	—	—	—	65462	—
—	Over The Road Slider w/ Neway Air Suspension	90044978	—	—	—	66660	—

 Check to see which Suspension is on the Trailer. Then see the correct Suspension Manufacturer listed in the Axle Suspension section.

POUR LES NOTES EN FRANÇAIS, CONSULTER LA TABLE DE MATIÈRES. PARA LAS NOTAS AL PIE DE LA PÁGINA ESPAÑOLAS REFIERA AL CONTENIDO.

TRUCKS, TRAILERS AND SUSPENSIONS		OEM	MONROE MAGNUM				CAB SHOCK
			STANDARD		GAS		
							
<b>REITNOUER TRAILER</b>							
—	Neway, Hendrickson (Turner) or Reyco Suspension	—	—	—	100	—	—
<b>REX</b>							
—	Cement Truck (Steering Controls)	1023160201 630811	—	—	—	66502	—
—	Cement Truck (Steering Controls) w/ Permanent Welded Pins	—	—	—	—	66504	—
<b>REYCO SUSPENSION (See Tuthill Technologies)</b>							
—	200 Series Air Suspension	2012901	—	—	—	65454	—
—	240 Series Air Suspension	2012901	—	—	—	65454	—
—	Drive Axle 79KB	1672501	—	—	—	66878	—
—	Drive Axle 101A	1816601	—	—	—	65441	—
—	Drive Axle 101AR	1816601	—	—	—	65441	—
—	Drive Axle 102	1672501	—	—	—	66878	—
—	Drive Axle 102AR	1288701	—	—	—	65401	—
—	Drive Axle 102AR for Western Star	1982401	—	—	—	66884	—
—	Drive Axle 102AR Special	1714601	—	—	—	66894	—
—	Drive Axle 102AR-7	1779401	—	—	—	66891	—
—	Drive Axle 102AR-LM	1962301	—	—	—	66638	—
—	Reyco Trailer 23ART	2352301	—	—	—	65500	—
—		2352401	—	—	—	65501	—
—	Reyco Trailer 25ART	2355301	—	—	—	65502	—
—	RS1020 Flatbed Trailer (slider)	2096701	—	—	—	65481	—
—	Steering Axle	1495401	—	—	66957	—	—
—	Steering Axle 1207	1740301	—	—	66833	—	—
—	Steering Axle 1209	1740801	—	—	66833	—	—
—	Steering Axle 1209, 1212	1735801	—	—	66833	—	—
—		1949501	—	—	66969	—	—
—	Trailer	1880001	—	—	—	66893	—
—	Trailer 21AR	1288701	—	—	—	65401	—
—	Trailer 44AR/RS1020 Air Suspension	2515701	—	—	—	65421	—
—	Trailer 74AR	1288701	—	—	—	65401	—
—	Trailer 81C	1288501	—	—	—	65410	—
—		1288503	—	—	—	65416	—
—	Trailer 81LC	1288501	—	—	—	65410	—
—	Trailer 81S	1288503	—	—	—	65416	—
—	Trailer 86AR	1816501	—	—	—	66884	—
—	Trailer 87 for Great Dane	1816301	—	—	—	66886	—
—		1816401	—	—	—	66833	—
—		1816501	—	—	—	66884	—
—	Trailer 87-9	1288501	—	—	—	65410	—
—	Trailer 87-14	1288501	—	—	—	65410	—
—		1623001	—	—	—	65449	—
—		1814601	—	—	—	65442	—
—	Trailer 87-17	1288501	—	—	—	65410	—
—		1623001	—	—	—	65449	—
—	Trailer 87M-12	1814601	—	—	—	65442	—
<b>RIDEWELL CORPORATION</b>							
—	Air Ride Mono Pivot 240	1270563B003	—	—	—	65493	—
—	Mobile Home & RV w/ Air Suspension	AS563B	—	—	—	66893	—
—		S6009B	—	—	—	66893	—
—	Model RAD-221R Drive Axle	S2607B	—	—	—	65471	—
—		S5477B	—	—	—	65471	—
—		S5478B	—	—	—	65471	—
—	Model RAR-210 For Trailers w/ 25" Drop	AS3069B	—	—	—	66833	—
—	Model RAR-210 Tag Axle	AS563B	—	—	—	66893	—

**100** Check to see which Suspension is on the Trailer. Then see the correct Suspension Manufacturer listed in the Axle Suspension section.

**PART NUMBER IN LIGHT FACE TYPE IS SUPERSEDING OR REPLACING THIS PART NUMBER**

COMMERCIAL  
VEHICLES

RECREATIONAL  
VEHICLES

SCHOOL  
BUSES

BUSES &  
COACHES





TRUCKS, TRAILERS  
& SUSPENSIONS

INTERCHANGES

NUMERICAL  
LISTINGS

MOUNTING &  
LENGTH BY PART

MOUNTING &  
LENGTH BY MOUNT





TRUCKS, TRAILERS AND SUSPENSIONS		OEM	MONROE MAGNUM				CAB SHOCK
			STANDARD		GAS		
							
<b>RIDEWELL CORPORATION (Cont.)</b>							
—	Model RAR-210 Tag Axle	S6009B	—	—	—	66893	—
—	Model RAR-210 w/ Double Convolution Spring	AS789B S5878B	—	—	—	66886 66886	—
—	Model RAR-210 w/ Shock Absorbers Bracket 2½" Above Frame Rail	—	—	—	—	66884	—
—	Model RAR-210 w/ Shock Absorbers Bracket 2¾" Above Lower Frame Rail	—	—	—	—	66886	—
—	Model RAR-210 w/ Shock Absorbers Bracket 3" Above Lower Frame Rail	—	—	—	—	66833	—
—	Model RAR-210 w/ Shock Absorbers Bracket Even with Underside of Frame	AS546B	—	—	—	66884	—
—	Model RAR-221 Tag Axle	AS563B AS789B S5878B S6009B	—	—	—	66893 66886 66886 66893	—
—	Model RAR-221-11, 12, 13-USW Trailer w/ Shock Absorber and Hanger are self	AS563B S6009B	—	—	—	66893 66893	—
—	Model RAR-221AS-11-USW Trailer	AS3069B	—	—	—	66833	—
—	Model RAR-221AS-12-USW Trailer	AS546B	—	—	—	66884	—
—	Model RAS227 (Steer Axle)	1260008	—	—	—	65471	—
—	Model RD-202B Tandem Drive Axle	S5478B	—	74435	—	—	—
—	Model RUA-220B Lift Tag Axle & Trailer Lift Suspension	AS563B AS789B S5878B S6009B	—	—	—	66893 66886 66886 66893	—
—	Models with HD Air Suspension	1270563B000 1270563B003 1270789B000	—	—	—	65416 65416 66886	—
—	O.E. Number	AS575B S4025B S5813B S7120B S7172B S7249B S7365B	—	—	—	66833 65474 65441 65455 66886 65471 65442	—
—	Pusher w/ Lift Axle	AS563B S6009B	—	—	—	66893 66893	—

### SAF/HOLLAND SUSPENSION — Bus Air Suspension

—	Neway ARDTB125 Series Bus Air Suspension (ARDTB125-6A)	90044448	—	—	—	66610	—
	(ARDTB125-6B)	90045031	—	—	—	65430	—

### SAF/HOLLAND SUSPENSION — Trailer Air Suspension

—	Neway AR41 Series Trailer Air Suspension	90044162 90044162 90044685 90044685	—	—	—	65419 66608 65419 66608	—
—	Neway AR45 Series Trailer Air Suspension (AR45, AR45-1)	90044162 90044162 90044685 90044685	—	—	—	65419 66608 65419 66608	—
—	Neway AR50 Series Trailer Air Suspension (AR50-US, AR50-US-F, -1, -2)	90044162 90044162 90044685 90044685	—	—	—	65419 66608 65419 66608	—
—	Neway AR51 Series Trailer Air Suspension						

TRUCKS, TRAILERS AND SUSPENSIONS		OEM	MONROE MAGNUM				CAB SHOCK
			STANDARD		GAS		
							
<b>SAF/HOLLAND SUSPENSION — Trailer Air Suspension (Cont.)</b>							
—	(AR51-US)	90044162	—	—	—	65419	—
		90044162	—	—	—	66608	—
		90044685	—	—	—	65419	—
		90044685	—	—	—	66608	—
—	Neway AR70 Series Trailer Air Suspension (AR70-9, -14, AR70A-9, -14)	90044626	—	—	—	66897	—
—	Neway AR75 Series Trailer Air Suspension (AR75-12)	90044625	—	—	—	65515	—
		90045535	—	—	—	65515	—
	(AR75-6, AR75-9, AR75-1-12)	90044626	—	—	—	66897	—
—	Neway AR80 Series Trailer Air Suspension (AR80-6.75) (AR80-9, -9FM)  (AR80-9-WST)	90044046	—	—	—	66638	—
		90044868	—	—	—	65511	—
		90044868	—	—	—	66627	—
		90044626	—	—	—	66897	—
—	Neway AR85 Series Trailer Air Suspension (AR85-A)	90044625	—	—	—	65515	—
		90045535	—	—	—	65515	—
—	Neway AR90 Series Trailer Air Suspension (AR90-14, -15, -16, -17)	90044089	—	—	—	66886	—
—	Neway AR90-1 Series Trailer Air Suspension (AR90-1-12, -14 -17)   (AR90-1-15, -16)	90044162	—	—	—	65419	—
		90044162	—	—	—	66608	—
		90044685	—	—	—	65419	—
		90044685	—	—	—	66608	—
		90045054	—	—	—	66610	—
—	Neway AR92 Series Trailer Air Suspension (AR92-12) (AR92-14) (AR92-15) (AR92-16) (AR92-17)  (AR92-18)	90044992	—	—	—	66634	—
		90045040	—	—	—	66634	—
		90045054	—	—	—	66610	—
		90044794	—	—	—	66636	—
		90044642	—	—	—	65519	—
		90045568	—	—	—	65519	—
		90044089	—	—	—	66886	—
—	Neway AR93 Series Trailer Air Suspension (AR93-14) (AR93-15) (AR93-16)  (AR93-17)	90045054	—	—	—	66610	—
		90044794	—	—	—	65160	—
		90044642	—	—	—	65519	—
		90045568	—	—	—	65519	—
		90044089	—	—	—	66886	—
—	Neway AR94 Series Trailer Air Suspension	90045028	—	—	—	65423	—
		90045049	—	—	—	65424	—
—	Neway AR95 Series Trailer Air Suspension (AR95-9, -12, -14, -17, AR95A-9, -12, -14, -17)  (AR95-9HD, -12HD, -14HD, -17HD, AR95A-9HD, -12HD, -14HD, -17HD)	90044625	—	—	—	65515	—
		90045535	—	—	—	65515	—
		90044625	—	—	—	65515	—
		90045535	—	—	—	65515	—
—	Neway AR120 Series Trailer Air Suspension (AR120, AR120-L, AR120-US, AR120-US-F) (AR120-US-L, -1, -2, -3)	90044626	—	—	—	66897	—
		90044625	—	—	—	65515	—
		90045535	—	—	—	65515	—
—	Neway AR125 Series Trailer Air Suspension (AR125, AR125-L, AR125-US, AR125-US-F) (AR125-US-L, -1, -2, -3)	90044626	—	—	—	66897	—
		90044625	—	—	—	65515	—
		90045535	—	—	—	65515	—
—	Neway AR165-US Series Trailer Air Suspension (AR165-US)	90044626	—	—	—	66897	—
—	Neway AR250 Series Trailer Air Suspension						

COMMERCIAL  
VEHICLES

RECREATIONAL  
VEHICLES

SCHOOL  
BUSES

BUSES &  
COACHES





TRUCKS, TRAILERS  
& SUSPENSIONS

INTERCHANGES

NUMERICAL  
LISTINGS





MOUNTING &  
LENGTH BY PART

MOUNTING &  
LENGTH BY MOUNT

TRUCKS, TRAILERS AND SUSPENSIONS		OEM	MONROE MAGNUM				CAB SHOCK
			STANDARD		GAS		
							
<b>SAF/HOLLAND SUSPENSION — Trailer Air Suspension (Cont.)</b>							
—	(AR250-14, -15)	90044642 90045568	— —	— —	— —	65519 65519	— —
	(AR250-16, -17)	90044089	—	—	—	66886	—
—	Neway AR955/955A Series Trailer Air Suspension (Liftaxle) (AR955-9, -12, -14, -17, AR955-9HD, -12HD, -14HD)	90044625 90045535	— —	— —	— —	65515 65515	— —
—	Neway ARA93 Series Trailer Air Suspension (ARA93-14)	90045054	—	—	—	66610	—
—	Neway ARL20 Series Trailer Air Suspension (ARL20-D, ARL20-D-US)	—	—	—	—	65519	—
—	Neway ARS112 Series Trailer Air Suspension (ARS112-6)	90045096	—	—	—	65421	—
—	Neway ARU92 Series Trailer Air Suspension (ARU92-8, -9, -10, -12)	90044642 90045568	— —	— —	— —	65519 65519	— —
—	Neway ARU93 Series Trailer Air Suspension (ARU93-6) (ARU93-6, -7, -8, -9, -10)	90045040 90044642 90045568	— — —	— — —	— — —	66634 65519 65519	— — —
—	Neway ARU98 Series Trailer Air Suspension (ARU98-17)	90045054	—	—	—	66610	—
—	SAF CBXZ5 Air Suspension	90045607	—	—	—	66443	—
—	Neway RL126 Series Trailer Air Suspension (RL126)	90045080	—	—	—	65422	—
—	Neway RL196 Series Trailer Air Suspension (RL196-14, -15) (RL196-16, -17)	— 90044978 90045188	— — —	— — —	— — —	65461 66660 65432	— — —
—	Neway RL196A Series Trailer Air Suspension (RL196A-12)  (RL196A-14, -15) (RL196A-16, -17)	90044162 90044162 90044685 90044685 90045040 90044794	— — — — — —	— — — — — —	— — — — — —	65419 66608 65419 66608 66634 65160	— — — — — —
—	Neway RL228 Series Trailer Air Suspension (RL228-14) (RL228-14, -15, -16)  (RL228-17)	90045054 90044642 90045568 90044089	— — — —	— — — —	— — — —	66610 65519 65519 66886	— — — —
—	Neway RL250 Series Trailer Air Suspension (RL250-12) (RL250-14, -15) (RL250-16, -17)	90045054 90044642 90044089	— — —	— — —	— — —	66610 66636 66886	— — —
—	Neway RLSA Series Trailer Air Suspension (RLSA-4214, -4215, -4814, -4815)	— 90044978	— —	— —	— —	65461 66660	— —
—	Neway RLSA228 Series Trailer Air Suspension (RLSA228-4214, -4215, -4216, -4814, -4815, -4816) (RLSA228-4217, -4817)	90044642 90044089	— —	— —	— —	66636 66886	— —
2013-10	Neway RLU250 Series Trailer Air Suspension	90045381	—	—	—	66442	—
—	Neway SA206 Series Trailer Air Suspension (SA206-14, -15, -16, -17, SA206A-14, -15, -16, -17)	90045083	—	—	—	65433	—

**SAF/HOLLAND SUSPENSION — Trailer, Truck & Tractor Air Suspension**

—	Neway O.E. Number	90044001 90044012 90044017	— — —	— — —	— — —	66833 66884 66636	— — —
---	-------------------	----------------------------------	-------------	-------------	-------------	-------------------------	-------------

TRUCKS, TRAILERS AND SUSPENSIONS		OEM	MONROE MAGNUM				CAB SHOCK
			STANDARD		GAS		
							
<b>SAF/HOLLAND SUSPENSION — Trailer, Truck &amp; Tractor Air Suspension (Cont.)</b>							
—	Neway O.E. Number	90044089C	—	—	—	66886	—
		90044095	—	—	—	66893	—
		90044625	—	—	—	65515	—
		90044642	—	—	—	65519	—
					66636		
		90044833	—	—	—	66607	—
		90044834	—	—	—	66607	—
		90044886	—	—	—	66610	—
		90045053	—	—	—	65458	—
		90045535	—	—	—	65515	—
		90045568	—	—	—	65519	—
		AR134C	—	—	—	66833	—
		AR718C	—	—	—	66893	—
		AR718CHD	—	—	—	66893	—
		AR781	—	—	—	66893	—
		AR958	—	—	—	66886	—
		AR995	—	—	—	65474	—
		AR1008	—	—	—	66884	—
		AR1141	—	—	—	66636	—
		AR1141C	—	—	—	66636	—
		AR1202	—	—	—	65410	—
		AR1404	—	—	—	65463	—
		AR1425	—	—	—	65463	—
		AR1434	—	—	—	66893	—
		AR1654	—	—	—	66710	—
		AR2451	—	—	—	66893	—
		AR2598	—	—	—	66638	—
<b>SAF/HOLLAND SUSPENSION — Truck &amp; Tractor Air Suspension (Drive Axle)</b>							
—	Neway AD123 Series Truck & Tractor Air Suspension (AD123-6, -8, -10, -8.75 Shock with extend length of 21.70")	90045068	—	—	—	65425	—
		90045099	—	—	—	65418	—
		90045132	—	—	—	65431	—
—	Neway AD126 Series Truck & Tractor Air Suspension	90044625	—	—	—	65515	—
		90045535	—	—	—	65515	—
—	Neway AD130 Series Truck & Tractor Air Suspension	90045466	—	—	—	65421	—
		90045532	—	—	—	65421	—
—	Neway AD150 Series Truck & Tractor Air Suspension	90045075	—	—	—	65419	—
		90045075	—	—	—	66608	—
—	Neway AD200 Series Truck & Tractor Air Suspension	90045138	—	—	—	65432	—
—	Neway AD246 Series Truck & Tractor Air Suspension (AD246-6, -8, -10, -8.75 Shock with extend length of 24.30")	90045099	—	—	—	65418	—
		90045132	—	—	—	65431	—
		90045207	—	—	—	65514	—
		90045419	—	—	—	65514	—
		90045533	—	—	—	65514	—
		90045534	—	—	—	65418	—
—	Neway AD247 Series Truck & Tractor Air Suspension	90045099	—	—	—	65418	—
		90045534	—	—	—	65418	—
—	Neway AD252 Series Truck & Tractor Air Suspension	90044025	—	—	—	65516	—
		90045536	—	—	—	65516	—
—	Neway ARD120 Series Truck & Tractor Air Suspension (ARD120-6)	90044025	—	—	—	65516	—
		90045536	—	—	—	65516	—
—	Neway ARD125 Series Truck & Tractor Air Suspension (ARD125-6 use on Ford, GM, International (Navistar), Mack, White, Western Star, Freightliner)	90044025	—	—	—	65516	—
		90045536	—	—	—	65516	—

COMMERCIAL  
VEHICLES

RECREATIONAL  
VEHICLES

SCHOOL  
BUSES

BUSES &  
COACHES





TRUCKS, TRAILERS  
& SUSPENSIONS





INTERCHANGES

NUMERICAL  
LISTINGS

MOUNTING &  
LENGTH BY PART

MOUNTING &  
LENGTH BY MOUNT

TRUCKS, TRAILERS AND SUSPENSIONS		OEM	MONROE MAGNUM				CAB SHOCK
			STANDARD		GAS		
							
<b>SAF/HOLLAND SUSPENSION — Truck &amp; Tractor Air Suspension (Drive Axle) (Cont.)</b>							
—	(ARD125-8 use on Freightliner, White, Western Star)	90044011	—	—	—	65474	—
	(ARD125-8 use on Mack Western)	90044016	—	—	—	65410	—
—	Neway ARD165 Series Truck & Tractor Air Suspension (ARD165-A, ARD165-B)	90044011	—	—	—	65474	—
—	Neway ARD190 Series Truck & Tractor Air Suspension (ARD190-B)	90044016	—	—	—	65410	—
—	Neway ARD234 Series Truck & Tractor Air Suspension (ARD234-6)	90044046	—	—	—	66638	—
—	Neway ARD238 Series Truck & Tractor Air Suspension (ARD238-6)	90044025 90045536	— —	— —	— —	65516 65516	— —
—	Neway ARD244 Series Truck & Tractor Air Suspension (ARD244-6 use on Ford, GM, International (Navistar), Mack, White, Western Star, Freightliner)	90044025 90045536	— —	— —	— —	65516 65516	— —
	(ARD244-8 use on Freightliner, White, Western Star)	90044011	—	—	—	65474	—
	(ARD244-8 use on Mack Western)	90044016	—	—	—	65410	—
—	Neway A246, AD369 w/ 10" Ride Height	90045504 90045504	— —	— —	— —	66897 65478	— —
—	Neway ARDAB (ARDAB-120-5, -240-5)	90044907	—	—	—	66609	—
—	Neway ARDST Series Truck & Tractor Air Suspension (ARDST-123-6)	90044625	—	—	—	65515	—
	(ARDST-244-6, -246-6, -250-6)	90045535 90044025	— —	— —	— —	65515 65516	— —
	(ARDSTM-123-6, ARDSTL-123-6)	90045536 90044625	— —	— —	— —	65516 65515	— —
	(ARDSTM-246-6, ARDSTL-246-6)	90045535 90044025 90045536	— — —	— — —	— — —	65515 65516 65516	— — —
—	Neway O.E. Number	90044642 90045563 90045563 90045564 90045564 90045568 90045574 OE10219 OE10220 OE10221 OE10222	— — — — — — — — — — — —	— — — — — — — — — — — —	— — — — — — — — — — — —	65519 65521 66633 65419 66608 65519 65458 66878 65421 65410 65417	— — — — — — — — — — — —
<b>SAF/HOLLAND SUSPENSION — Truck &amp; Tractor Air Suspension (Tag Axle)</b>							
—	Neway ART500 Series Truck & Tractor Tag Axle Air Suspension (ART500B, -1, ART500-US, ART500-US-A)	90044162 90044162 90045685 90045685	— — — —	— — — —	— — — —	65419 66608 65419 66608	— — — —
—	Neway ART505 Series Truck & Tractor Tag Axle Air Suspension (ART505B, -1, ART500C, -1)	90044162 90044162	— —	— —	— —	65419 66608	— —

TRUCKS, TRAILERS AND SUSPENSIONS		OEM	MONROE MAGNUM				CAB SHOCK
			STANDARD		GAS		
							
<b>SAF/HOLLAND SUSPENSION — Truck &amp; Tractor Air Suspension (Tag Axle) (Cont.)</b>							
—	(ART505B, -1, ART500C, -1)	90045685 90045685	— —	— —	— —	65419 66608	— —
—	Neway ART541 Series Truck & Tractor Tag Axle Air Suspension (ART541B)	90044162 90044162 90044685 90044685	— — — —	— — — —	— — — —	65419 66608 65419 66608	— — — —
—	Neway ART550 Series Truck & Tractor Tag Axle Air Suspension (ART550-US-1, -2, -3)	90044625 90045535	— —	— —	— —	65515 65515	— —
—	Neway ART551 Series Truck & Tractor Tag Axle Air Suspension (ART551-US-1, -2, -3)  (ART551B-1, -2, -3)	90044642 90045568 90044642 90045568	— — — —	— — — —	— — — —	65519 65519 65519 65519	— — — —
—	Neway ART555 Series Truck & Tractor Tag Axle Air Suspension (ART555B-1, ART555C-1)  (ART555B-2, -3, ART555C-2, -3)	90044162 90044162 90044685 90044685 90044642 90044642 90045568 90045568	— — — — — — — —	— — — — — — — —	— — — — — — — —	65419 66608 65419 66608 65419 66608 65419 66608	— — — — — — — —

### SPARTAN MOTORS

—	1000 Series — Exc. Diesel	0251SS5 0277SS5	— —	— —	66666 66666	66666 66666	— —
—	1000 Series w/ Diesel	0252SS5 0278SS5	— —	— —	66667 66667	66667 66667	— —
—	BC Legacy — Exc. Diesel	0251SS5 0277SS5	— —	— —	66666 66666	66666 66666	— —
—	BC Legacy w/ Diesel	0252SS5 0278SS5	— —	— —	66667 66667	66667 66667	— —
—	EC 2000 — Exc. Diesel	0251SS5 0277SS5	— —	— —	66666 66666	66666 66666	— —
—	EC 2000 w/ Diesel	0252SS5 0278SS5	— —	— —	66667 66667	66667 66667	— —
—	Firetruck	0272SS5 —	74075 —	— 74025	— —	— —	— —
—	O.E. Number	59011	—	—	66957	—	—





### STERLING — 7500 (L-Line Short Haul Tractor)




2010-99	Models w/ 10,000 lb Front Axle	F6HT18045KA	?	?	66670	?	?
---------	--------------------------------	-------------	---	---	-------	---	---

### STERLING — 8500 & 9500 Series (LT Series)

2008-98	8500 (101" BBC), 9500 (113" & 122" BBC) Series (Drive Axle) w/ TufTrac Suspension	1615770000 471700125969	— —	— —	— —	65526 65526	— —
2008-98	8500 (101" BBC), 9500 (113" & 122" BBC) Series (Steering Axle) w/ 8500, 9000 lb. 54" Multileaf Spring	F6HT18045JB F6HT18045JC	— —	— —	66670 66670	— —	— —
2008-98	8500 (101" BBC), 9500 (113" & 122" BBC) Series (Steering Axle) w/ 8500, 9000 lb. 54" Taperleaf Springs	F6HT18045HB F6HT18045HC	— —	— —	65123 65123	— —	— —





COMMERCIAL VEHICLES  
RECREATIONAL VEHICLES  
SCHOOL BUSES  
BUSES & COACHES  
TRUCKS, TRAILERS & SUSPENSIONS  
INTERCHANGES  
NUMERICAL LISTINGS  
MOUNTING & LENGTH BY PART  
MOUNTING & LENGTH BY MOUNT

TRUCKS, TRAILERS AND SUSPENSIONS		OEM	MONROE MAGNUM				CAB SHOCK
			STANDARD		GAS		
							
<b>STERLING — 8500 &amp; 9500 Series (LT Series) (Cont.)</b>							
2008-98	8500 (101" BBC), 9500 (113" & 122" BBC) Series (Steering Axle) w/ 10000 lb. 54" Multileaf Spring	F6HT18045KA	—	—	66670	—	—
2008-98	8500 (101" BBC), 9500 (113" & 122" BBC) Series (Steering Axle) w/ 10000, 12000 lb. 54" Taperleaf Springs	F6HT18045AC	—	—	65123	—	—
2008-98	8500 (101" BBC), 9500 (113" & 122" BBC) Series (Steering Axle) w/ 12000 lb. 60" Taperleaf Spring	F6HT18045EB F6HT18045EC	— —	— —	65429 65429	— —	— —
2008-98	8500 (101" BBC), 9500 (113" & 122" BBC) Series (Steering Axle) w/ 12000, 13000 lb. Axles	F6HT18045LA	—	—	65456	—	—
2008-98	8500 (101" BBC), 9500 (113" & 122" BBC) Series (Steering Axle) w/ 12000, 13200 lb. 54" Multileaf Springs	F6HT18045BC	—	—	66646	—	—
2008-98	8500 (101" BBC), 9500 (113" & 122" BBC) Series (Steering Axle) w/ 13200, 14600 lb. 54" Taperleaf Spring	F6HT18045GB F6HT18045GC	— —	— —	65429 65429	— —	— —
2008-98	8500 (101" BBC), 9500 (113" & 122" BBC) Series (Steering Axle) w/ 14600, 16000 lb. 54" Multileaf Springs	F6HT18045CC	—	—	66668	—	—
2008-98	8500 (101" BBC), 9500 (113" & 122" BBC) Series (Steering Axle) w/ 16000 lb. Multileaf Spring	F6HT18045AA	—	—	65123	—	—
2008-98	8500 (101" BBC), 9500 (113" & 122" BBC) Series (Drive Axle) w/ 14000, 15000, 17500 lb. Multileaf Spring	XC4518080AA	—	—	—	65103	—
2008-98	8500 (101" BBC), 9500 (113" & 122" BBC) Series (Drive Axle) w/ 17500, 19000, 23000 lb. 46" Taperleaf Spring	F4HT18080AB	—	—	—	65103	—
2008-98	8500 (101" BBC), 9500 (113" & 122" BBC) Series (Drive Axle) w/ 21000, 23000 lb. 46" Taperleaf Spring	F4HT18080BA F4HT18080BA	— —	— —	— —	65102 66423	— —
2008-98	8500 (101" BBC), 9500 (113" & 122" BBC) Series (Drive Axle) w/ 21000, 23000 lb. 52" Taperleaf Spring	F6HT18080JA F6HT18080JA	— —	— —	— —	65102 66423	— —
2008-98	8500 (101" BBC), 9500 (113" & 122" BBC) Series (Drive Axle) w/ 23000 lb. 52" Taperleaf Softride Spring	F6HT18080CA	—	—	—	65103	—
2008-98	8500 (101" BBC), 9500 (113" & 122" BBC) Series (Drive Axle) w/ FAS II Air Suspension	1615817000	—	—	—	65490	—
2008-98	8500 (101" BBC), 9500 (113" & 122" BBC) Series (Drive Axle) w/ Hendrickson HA-210 & HA-230 Rear Air Suspension	4790228 F6HT18080FC	— —	— —	— —	65420 65420	— —
2008-98	8500 (101" BBC), 9500 (113" & 122" BBC) Series (Drive Axle) w/ Hendrickson HAS-40LH Air Suspension	572412 F6HT18080DA	— —	— —	— —	65480 65480	— —
2008-98	8500 (101" BBC), 9500 (113" & 122" BBC) Series (Drive Axle) w/ Neway AD123 Rear Air Suspension	90045099 F6HT18080EA	— —	— —	— —	65418 65418	— —
<b>STERLING — 9500 Series (AT Series)</b>							
2003-98	9500 (113" & 122" BBC) Series (Steering Axle) w/ 8500, 9000 lb. 54" Multileaf Spring	F6HT18045JB F6HT18045JC XC4518045AA	— — —	— — —	66670 66670 66670	— — —	— — —
2003-98	9500 (113" & 122" BBC) Series (Steering Axle) w/ 8500, 9000 lb. 54" Taperleaf Springs	F6HT18045HB F6HT18045HC	— —	— —	65123 65123	— —	— —
2003-98	9500 (113" & 122" BBC) Series (Steering Axle) w/ 10000 lb. 54" Multileaf Spring	F6HT18045KA	—	—	66670	—	—
2003-98	9500 (113" & 122" BBC) Series (Steering Axle) w/ 10000, 12000 lb. 54" Taperleaf Springs	F6HT18045AC	—	—	65123	—	—
2003-98	9500 (113" & 122" BBC) Series (Steering Axle) w/ 12000 lb. 60" Taperleaf Spring	F6HT18045EB F6HT18045EC	— —	— —	65429 65429	— —	— —
2003-98	9500 (113" & 122" BBC) Series (Steering Axle) w/ 12000, 13200 lb. 54" Multileaf Springs	F6HT18045BC	—	—	66646	—	—

TRUCKS, TRAILERS AND SUSPENSIONS		OEM	MONROE MAGNUM				CAB SHOCK
			STANDARD		GAS		
							
<b>STERLING — 9500 Series (AT Series) (Cont.)</b>							
2003-98	9500 (113" & 122" BBC Series (Steering Axle) w/ 13200, 14600 lb. 54" Taperleaf Spring	F6HT18045GB F6HT18045GC	—	—	65429 65429	—	—
2003-98	9500 (113" & 122" BBC Series (Steering Axle) w/ 14600, 16000 lb. 54" Multileaf Springs	F6HT18045CC	—	—	66668	—	—
2003-98	9500 (113" & 122" BBC Series (Drive Axle) w/ 14000, 15000, 17500 lb. Multileaf Spring	XC4518080AA	—	—	—	65103	—
2003-98	9500 (113" & 122" BBC Series (Drive Axle) w/ 17500, 19000, 23000 lb. 46" Taperleaf Spring	F4HT18080AB	—	—	—	65103	—
2003-98	9500 (113" & 122" BBC Series (Drive Axle) w/ 21000, 23000 lb. 46" Taperleaf Spring	F4HT18080BA F4HT18080BA	—	—	—	65102 66423	—
2003-98	9500 (113" & 122" BBC Series (Drive Axle) w/ 21000, 23000 lb. 52" Taperleaf Spring	F6HT18080JA F6HT18080JA	—	—	—	65102 66423	—
2003-98	9500 (113" & 122" BBC Series (Drive Axle) w/ 23000 lb. 52" Taperleaf Softride Spring	F6HT18080CA	—	—	—	65103	—
2003-98	9500 (113" & 122" BBC Series (Drive Axle) w/ FAS II Air Suspension	1615817000	—	—	—	65490	—
2003-98	9500 (113" & 122" BBC Series (Drive Axle) w/ Hendrickson HA-210 & HA-230 Rear Air Suspension	4790228 F6HT18080FC	—	—	—	65420 65420	—
2003-98	9500 (113" & 122" BBC Series (Drive Axle) w/ Hendrickson HAS-40LH Air Suspension	572412 F6HT18080DA	—	—	—	65480 65480	—
2003-98	9500 (113" & 122" BBC Series (Drive Axle) w/ Neway AD123 Rear Air Suspension	90045099 F6HT18080EA	—	—	—	65418 65418	—
2003-98	9500 (113" & 122" BBC Series (Cab Shock) w/ O.E. Number	F6HT5K407AB F7HT5K407BA F8HT5K407AA	—	—	—	—	66193 66193 66195
2001-99	AT9513	10103684000 1615770000	—	—	—	65148 65526	—
<b>STERLING — Acterra</b>							
2009-01	Models w/ 10,000 lb - 12,000 lb. Front Axle and 3" Taperleaf Suspension	1013592000	—	—	65162	—	—
2009-01	Models w/ 10,000 lb - 12,000 lb. Front Axle	6803230300	—	—	65482	—	—
2009-01	Models w/ Hendrickson Airtek Suspension	58913003 58913003L	—	—	65530 65530	—	—
2009-01	Models w/ 10,000 lb - 12,000 lb Front Axle and Taperleaf Suspension	1012390000	—	—	65540	—	—
2009-01	Models w/ 6,000 - 9,000 lb Spring	6803230200	—	—	66613	—	—
2009-01	Models w/ 15,000 lb Rear Suspension	6803260000	—	—	—	66615	—
2009-01	Models w/ FAS II Rear Air Suspension	1615817000 1618708000 680611	—	—	—	65490 65490 65490	—
2009-01	Models w/ OEM Part Number	1843504000 1860768000	—	—	—	—	66124 66124
<b>STERLING — Bullet 4500 &amp; 5500</b>							
2008-07	All	52014061AA 52014077AB	—	—	65164 —	— 65165	— —
<b>STERLING — Cargo SC7000, SC8000 Series</b>							
2003-01	SC7000, SC8000 (Steering Axle) w/ 6,000 - 9,000 lb. Spring	6803230200	—	—	66613	—	—
2003-01	SC7000, SC8000 (Steering Axle) w/ 11000 - 12000 lb. Spring	6803230300	—	—	65482	—	—
2003-98	SC7000, SC8000 (Steering Axle) w/ 12000, 13000 lb. Axles	F6HT18045LA	—	—	65456	—	—
2003-98	SC7000, SC8000 (Steering Axle) w/ 16000 lb. Multileaf Spring	F6HT18045AA	—	—	65123	—	—





PART NUMBER IN LIGHT FACE TYPE IS SUPERSEDING OR REPLACING THIS PART NUMBER

COMMERCIAL VEHICLES  
RECREATIONAL VEHICLES  
SCHOOL BUSES  
BUSES & COACHES  
TRUCKS, TRAILERS & SUSPENSIONS  
INTERCHANGES  
NUMERICAL LISTINGS  
MOUNTING & LENGTH BY PART  
MOUNTING & LENGTH BY MOUNT

TRUCKS, TRAILERS AND SUSPENSIONS		OEM	MONROE MAGNUM				CAB SHOCK
			STANDARD		GAS		
							
<b>STROUGHTON TRAILERS</b>							
—	Neway, Hendrickson (Turner) or Reyco Suspension	—	—	—	<b>100</b>	—	—
<b>TL-BROOK TRAILER</b>							
—	Neway, Hendrickson (Turner) or Reyco Suspension	—	—	—	<b>100</b>	—	—
<b>TRAIL KING TRAILER</b>							
—	Neway, Hendrickson (Turner) or Reyco Suspension	—	—	—	<b>100</b>	—	—
<b>TRAILMOBILE CANADA CORP.</b>							
—	Trailer with O.E. Part Numbers	434235	—	—	—	<b>66610</b>	—
		434236	—	—	—	<b>66636</b>	—
		434237	—	—	—	<b>66893</b>	—
		434239	—	—	—	<b>66886</b>	—
		434241	—	—	—	<b>66884</b>	—
		434277	—	—	—	<b>66893</b>	—
		434278	—	—	—	<b>66660</b>	—
		434279	—	—	—	<b>66636</b>	—
		436028	—	—	—	<b>66893</b>	—
		436118	—	—	—	<b>66893</b>	—
		436137	—	—	—	<b>66884</b>	—
		436158	—	—	—	<b>66894</b>	—
		436164	—	—	—	<b>66886</b>	—
		438002	—	—	—	<b>66894</b>	—
		438011	—	—	—	<b>66886</b>	—
		438013	—	—	—	<b>66893</b>	—
		438014	—	—	—	<b>66894</b>	—
		438015	—	—	—	<b>66884</b>	—
		438022	—	—	—	<b>66957</b>	—
		438031	—	—	—	<b>66636</b>	—
—	Trailers with Granning Air Susp. T-350A	438022	—	—	—	<b>66957</b>	—
—	Trailers with Hendickson Air Susp. HT230T (23000 lb. Capacity)	436118	—	—	—	<b>66893</b>	—
—	Trailers with Hendickson Air Susp. HT250U, HT250U-Y	A2212	—	—	—	<b>66636</b>	—
—	Trailers with Hendickson Air Susp. T23-RL-17	438011	—	—	—	<b>66886</b>	—
—	Trailers with Hendickson Air Susp. T23-US-6 (Non-Liftable)	438015	—	—	—	<b>66884</b>	—
—	Trailers with Hendickson Air Susp. T23-US-9 (Liftable & Non-Liftable)	438014	—	—	—	<b>66894</b>	—
—	Trailers with Hendickson Air Susp. T30-US-6, -12, -14, -17	438013	—	—	—	<b>66893</b>	—
—	Trailers with Neway Air Susp. AR90-1-14, -17	90044089	—	—	—	<b>66886</b>	—
—	Trailers with Neway Air Susp. AR90-14, -17	90044089	—	—	—	<b>66886</b>	—
—	Trailers with Neway Air Susp. AR92-14	90044992	—	—	—	<b>66634</b>	—
—	Trailers with Neway Air Susp. AR92-17	90044642	—	—	—	<b>66636</b>	—
—	Trailers with Neway Air Susp. AR93-14	90045054	—	—	—	<b>66610</b>	—
—	Trailers with Neway Air Susp. AR93-17	90044089	—	—	—	<b>66886</b>	—
—	Trailers with Neway Air Susp. AR95-9-HD, -12-HD, -14-HD	90044625	—	—	—	<b>66884</b>	—
—	Trailers with Neway Air Susp. RL196-12	90044977	—	—	—	<b>66893</b>	—
—	Trailers with Neway Air Susp. RL196-14, -15	90044978	—	—	—	<b>66660</b>	—
—	Trailers with Neway Air Susp. RL196-16, -17	90044979	—	—	—	<b>66636</b>	—
—	Trailers with Reyco Air Susp. Model #21AR (25000 lb. Capacity)	438002	—	—	—	<b>66894</b>	—
—	Trailers with Reyco Air Susp. Model #74AR (30000 lb. Capacity)	438002	—	—	—	<b>66894</b>	—
—	Trailers with Reyco Air Susp. Model #86AR	438015	—	—	—	<b>66884</b>	—

**100** Check to see which Suspension is on the Trailer. Then see the correct Suspension Manufacturer listed in the Axle Suspension section.





POUR LES NOTES EN FRANÇAIS, CONSULTER LA TABLE DE MATIÈRES. PARA LAS NOTAS AL PIE DE LA PÁGINA ESPAÑOLAS REFIERA AL CONTENIDO.

TRUCKS, TRAILERS AND SUSPENSIONS		OEM	MONROE MAGNUM				CAB SHOCK
			STANDARD		GAS		
							
<b>TRANSCRAFT TRAILER</b>							
—	Neway, Hendrickson (Turner) or Reyco Suspension	—	—	—	100	—	—
<b>TRAVIS TRAILERS</b>							
—	Neway, Hendrickson (Turner) or Reyco Suspension	—	—	—	100	—	—
<b>TRINITY TRAILER</b>							
—	Neway, Hendrickson (Turner) or Reyco Suspension	—	—	—	100	—	—
<b>TURNER/QUICK LIFT CORP. (See Hendrickson Trailer Suspension)</b>							
—	O.E. Number	A20126	—	—	—	65416	—
		A2230	—	—	—	66833	—
		A2232	—	—	—	66833	—
		A2471	—	—	—	66884	—
		A4089	—	—	—	66894	—
		T9114A	—	—	—	65474	—
—	T-6-062, 370, 422 Air Suspension (Underslung)	A1667	—	—	—	66893	—
—	T-6-071 Air Suspension (Underslung)	A2212	—	—	—	66636	—
—	T-9-084 Air Suspension (Underslung)	A2240	—	—	—	66894	—
—	T-9-106, 278, 313 Air Suspension (Underslung)	A4084	—	—	—	66833	—
—	T-9-390 Air Suspension (Underslung)	A2213	—	—	—	66638	—
—	T-9-422 Air Suspension (Underslung)	A1667	—	—	—	66893	—
—	T-15-140, 155, 172, 244, 376 Air Suspension (Overslung)	A2218	—	—	—	66969	—
—	T-15-324 Air Suspension (Overslung)	A2160	—	—	—	66886	—
—	T-17-141, 174, 284 Air Suspension (Overslung)	A2218	—	—	—	66969	—
—	T-DC 14" to 17" Ride Height	A2160	—	—	—	66886	—
—	T-MB 14" Ride Height	A2213	—	—	—	66638	—
—	T-RL 15" to 17" Ride Height	A2218	—	—	—	66969	—
—	T23-US-9-011 Air Suspension	A2213	—	—	—	66638	—
—	TDC-014 Air Suspension	A2212	—	—	—	66636	—
—	TMB-14-120 Air Suspension	A2213	—	—	—	66638	—
—	TMB-17-135 Air Suspension	A4084	—	—	—	66833	—
<b>TUTHILL TECHNOLOGIES</b>							
—	200 Series Air Suspension	2012901	—	—	—	65454	—
—	240 Series Air Suspension	2012901	—	—	—	65454	—
—	Drive Axle 79KB	1672501	—	—	—	66878	—
—	Drive Axle 101A	1816601	—	—	—	65441	—
—	Drive Axle 101AR	1816601	—	—	—	65441	—
—	Drive Axle 102	1672501	—	—	—	66878	—
—	Drive Axle 102AR	1288701	—	—	—	65401	—
—	Drive Axle 102AR for Western Star	1982401	—	—	—	66884	—
—	Drive Axle 102AR Special	1714601	—	—	—	66894	—
—	Drive Axle 102AR-7	1779401	—	—	—	66891	—
—	Drive Axle 102AR-LM	1962301	—	—	—	66638	—
—	Model L120FS Drop Steer Axle	66502	—	—	—	66502	—
—	Models with O.E. Number	6608	—	—	—	66502	—
		680162	—	—	—	65410	—
—	RS1020 Flatbed Trailer (slider)	2096701	—	—	—	65481	—
—	Steering Axle	1495401	—	—	66957	—	—
—	Steering Axle 1207	1740301	—	—	66833	—	—
—	Steering Axle 1209	1740801	—	—	66833	—	—
—	Steering Axle 1209, 1212	1735801	—	—	66833	—	—
		1949501	—	—	66969	—	—
—	Trailer	1880001	—	—	—	66893	—
—	Trailer 21AR	1288702	—	—	—	65401	—
—	Trailer 23ART	2352301	—	—	—	65500	—
		2352401	—	—	—	65501	—

**100** Check to see which Suspension is on the Trailer. Then see the correct Suspension Manufacturer listed in the Axle Suspension section.





**PART NUMBER IN LIGHT FACE TYPE IS SUPERSEDING OR REPLACING THIS PART NUMBER**

COMMERCIAL VEHICLES  
RECREATIONAL VEHICLES  
SCHOOL BUSES  
BUSES & COACHES  
TRUCKS, TRAILERS & SUSPENSIONS  
INTERCHANGES  
NUMERICAL LISTINGS  
MOUNTING & LENGTH BY PART  
MOUNTING & LENGTH BY MOUNT

TRUCKS, TRAILERS AND SUSPENSIONS		OEM	MONROE MAGNUM				CAB SHOCK
			STANDARD		GAS		
							
<b>TUTHILL TECHNOLOGIES (Cont.)</b>							
—	Trailer 25ART	2355301	—	—	—	65502	—
—	Trailer 44AR/RS1020 Air Suspension	2515701	—	—	—	65421	—
—	Trailer 74AR	1288701	—	—	—	65401	—
—	Trailer 81C	1288501	—	74405	—	—	—
		1288503	—	—	—	65416	—
—	Trailer 81LC	1288501	—	74405	—	—	—
—	Trailer 81S	1288503	—	—	—	65416	—
—	Trailer 86AR	1816501	—	—	—	66884	—
—	Trailer 87 for Great Dane	1816301	—	—	—	66886	—
		1816401	—	—	—	66833	—
		1816501	—	—	—	66884	—
—	Trailer 87-9	1288501	—	74405	—	—	—
—	Trailer 87-14	1288501	—	74405	—	—	—
		1623001	—	74408	—	65449	—
		1814601	—	74413	—	65442	—
—	Trailer 87-17	1288501	—	74405	—	—	—
		1623001	—	74408	—	65449	—
—	Trailer 87M-12	1814601	—	74413	—	65442	—

### U.D. - NISSAN




2004-99	1200	561000T825	—	—	66653	—	—
		E61000T825	—	—	66653	—	—
2007-05	UD1200, UD1300, UD1400 Series	56100T825	—	—	66653	—	—
		5620036001	—	—	—	66413	—
		562100T810	—	—	—	66413	—
2007-05	1300	561000T825	—	—	66653	—	—
		E61000T825	—	—	66653	—	—
1993-92	1300	56110T8123	—	—	66400	—	—
		56110T8129	—	—	66400	—	—
2010-05	1400	561000T825	—	—	66653	—	—
		E61000T825	—	—	66653	—	—
		5620036D01	—	—	—	66413	—
		5610130Z02	—	—	66639	—	—
2004-94	1400	561000T825	—	—	66653	—	—
		E61000T825	—	—	66653	—	—
2013-11	1800	5610130Z01	—	—	66602	—	—
		5610130Z02	—	—	66639	—	—
1998-95	1800	5610130Z01	—	—	66602	—	—
		5610130Z02	—	—	66639	—	—
1994-89	1800	56101Z5008	—	—	66601	—	—
2010-05	1800CS	5610130Z01	—	—	66602	—	—
2004-99	1800CS	56101Z5008	—	—	66601	—	—
2010-99	1800HD	5610130Z01	—	—	66602	—	—
2013-98	2000	5610130Z01	—	—	66602	—	—
		5610130Z02	—	—	66639	—	—
2013-95	2300DH, 2300LP	5610130Z01	—	—	66602	—	—
		5610130Z02	—	—	66639	—	—
2013-95	2600	56101Z5017	—	—	66625	—	—
		56101Z5014	—	—	66625	—	—
1994-92	2600	56101Z5017	—	—	66625	—	—
2008-01	UD2600, UD2800	56101Z5014	—	—	66625	—	—
1994-92	2800	56101Z5017	—	—	66625	—	—
1991-89	2800	56101Z5017	—	—	66625	—	—
1991-89	3000	56101Z5017	—	—	66625	—	—
		56101Z5014	—	—	66625	—	—
1994-92	3000HD	56101Z5017	—	—	66625	—	—
		56101Z5014	—	—	66625	—	—

TRUCKS, TRAILERS AND SUSPENSIONS		OEM	MONROE MAGNUM				CAB SHOCK
			STANDARD		GAS		
							
<b>U.D. - NISSAN (Cont.)</b>							
1994-92	3000SD	56101Z5017	—	—	66625	—	—
2013-99	3300	56101Z5017	—	—	66625	—	—
		56101Z5014	—	—	66625	—	—
		56101Z5014	—	—	66625	—	—
1994-92	3300	56101Z5017	—	—	66625	—	—
		56101Z5014	—	—	66625	—	—
1991-89	3300	56101Z5017	—	—	66625	—	—
		56101Z5014	—	—	66625	—	—
—	CPB, CPC	56110Z0001	—	—	66674	—	—
		56110Z2000	—	—	66674	—	—
		56110Z3020	—	—	66674	—	—
1993-92	UD1300	56210T8603	—	—	—	66401	—
		56210T8627	—	—	—	66401	—
—	UD1800 Series	56110Z5008	—	—	66601	—	—
—	UD2000 Series	56110Z5009	—	—	66601	—	—
		56110Z5011	—	—	66602	—	—
2013-89	UD2600, UD2800	56110Z5017	—	—	66625	—	—
2013-89	UD3000, UD3300	56110Z5014	—	—	66625	—	—
<b>UNITED MFG. CO.</b>							
—	O.E. Number	K9641	—	—	—	65455	—
<b>UTILITY TRAILER</b>							
—	Hendrickson Air Suspension	A20001	—	—	—	65419	—
		A20001	—	—	—	66608	—
—	Neway, Hendrickson (Turner) or Reyco Suspension	—	—	—	100	—	—
<b>VOLVO/WHITE/GMC — Aero Series - WCA, WIA Models</b>							
1995-88	Aero Series (WIA Models) (Cab Shock) w/ O.E. Number	660100008	—	—	—	—	66123
		8162662	—	—	—	—	66123
		8168617	—	—	—	—	66101
1995-88	All (Steering Axle) w/ Front Dual Shock Absorbers	027005976	—	—	66903	—	—
		3082284	—	—	66903	—	—
1995-88	All (Steering Axle) w/ Front Single Shock Absorber	373010016	—	—	65105	—	—
		373010021	—	—	65105	—	—
		8065787	—	—	65105	—	—
		373013201	—	—	65115	—	—
1995-88	All (Drive Axle) w/ Air Suspension	359013201	—	—	—	65466	—
		8077874	—	—	—	65466	—
		8169859	—	—	—	65466	—
		8026658	—	—	—	65415	—
		8071524	—	—	—	65406	—
		8071524	—	—	—	66430	—
<b>VOLVO/WHITE/GMC — Brigadier Series</b>							
—	All (Steering Axle)	22012065	—	—	65439	—	—
		22046483	—	—	65439	—	—
<b>VOLVO/WHITE/GMC — FE Series</b>							
1998-88	FE Series (Steering Axle)	6772218	—	—	66712	—	—
		6775412	—	—	66712	—	—
		6794358	—	—	66712	—	—
		6857668	—	—	66713	—	—
		6876828	—	—	66713	—	—
1998-88	FE Series (Drive Axle) w/ Parabolic Spring	6790756	—	—	—	66707	—
1998-88	FE Series (Drive Axle)	1590439	—	—	—	66864	—
1998-88	FE Series (Drive Axle) w/ Air Suspension	1505190	—	—	—	65528	—
		1591501	—	—	—	65528	—
		8056892	—	—	—	65405	—





**100** Check to see which Suspension is on the Trailer. Then see the correct Suspension Manufacturer listed in the Axle Suspension section.

**PART NUMBER IN LIGHT FACE TYPE IS SUPERSEDING OR REPLACING THIS PART NUMBER**

COMMERCIAL VEHICLES  
RECREATIONAL VEHICLES  
SCHOOL BUSES  
BUSES & COACHES  
TRUCKS, TRAILERS & SUSPENSIONS  
INTERCHANGES  
NUMERICAL LISTINGS  
MOUNTING & LENGTH BY PART  
MOUNTING & LENGTH BY MOUNT





TRUCKS, TRAILERS AND SUSPENSIONS		OEM	MONROE MAGNUM				CAB SHOCK
			STANDARD		GAS		
							
<b>VOLVO/WHITE/GMC — FE Series (Cont.)</b>							
1998-88	FE Series (Drive Axle) w/ Air Suspension	8056892	—	—	—	66435	—
<b>VOLVO/WHITE/GMC — N Series</b>							
—	N10, N11, N12 Series (Steering Axle)	10200328881	—	—	66864	—	—
		1591735	—	—	66864	—	—
		1593843	—	—	65118	—	—
<b>VOLVO/WHITE/GMC — Older Models</b>							
1983-78	Model RC2	—	—	—	—	66828	—
—	1500 Series	—	—	—	66886	66828	—
—	3000, 4000 & 9000 Series w/ Front Dual Shock Absorbers	676081	—	—	66902	—	—
		676082	—	—	66902	—	—
		5554959	—	—	66902	—	—
—	3014, 3015, 3016, 3020 C. O. E. and 1500	—	—	—	66841	—	—
—	9000 Series	—	—	—	65449	—	—
—	O.E. Number	494660	—	—	—	66828	—
		570S5	—	—	65471	—	—
—	Rear Suspension	359010005	—	—	—	66828	—
—	Velvet Ride Suspension	530596	—	—	—	65407	—
<b>VOLVO/WHITE/GMC — Road Boss, Road Commander &amp; Road Xpeditior Series</b>							
1983-77	All (Steering Axle) w/ Front Dual Shock Absorbers	027005976	—	—	66903	—	—
		027005977	—	—	66903	—	—
—	All (Steering Axle) w/ Front Single Shock Absorber	373010004	—	—	66829	—	—
<b>VOLVO/WHITE/GMC — VAH</b>							
2018-11	430 Models w/ Hendrickson HAS 400 or 460 Series Rear Suspension	8083872	—	—	—	65483	—
		60675001	—	—	—	65483	—
2018-11	430 Models w/ OEM part number	21436086	—	—	65494	—	—
2018-11	430 Models w/ 42" Sleeper	20721254	—	—	—	—	66109
		22662224	—	—	—	—	66109
<b>VOLVO/WHITE/GMC — VHD</b>							
2017-01	Models w/ 12,000 lb - 22,000 lb Front Axles	20433426	—	—	65160	—	—
		20414440	—	—	65105	—	—
		20353932	—	—	65105	—	—
		20434880	—	—	65105	—	—
2017-01	Models w/ T-Ride Rear Suspension	20433427	—	—	—	65475	—
		8073212	—	—	—	65475	—
2017-01	Models w/ Hendrickson 40,000 lb Primaax EX and FireMaax EX Rear Air Suspensions	20782199	—	—	—	65504	—
		60657007	—	—	—	65504	—
2017-11	Models w/ OEM Part Number	22662230	—	—	—	—	66199
2009-01	Models w/ OEM Part Number	20704334	—	—	—	—	66109
		22662125	—	—	—	—	66109
<b>VOLVO/WHITE/GMC — VN Series</b>							
2013-98	w/ Air Suspension	64838001L	—	—	65497	—	—
		64838002L	—	—	65497	—	—
		20485633	—	—	65497	—	—
	w/ Leaf Spring Suspension	8078195	—	—	65494	—	—
		20513881	—	—	65494	—	—
		20433424	—	—	65494	—	—
2013-98	VN Series (Drive Axle)	8077874	—	—	—	65466	—
		8086053	—	—	—	65466	—
		8169859	—	—	—	65466	—
		8086651	—	—	—	65486	—
		8086651	—	—	—	66431	—
		20433425	—	—	—	65486	—
		20433425	—	—	—	66431	—

POUR LES NOTES EN FRANÇAIS, CONSULTER LA TABLE DE MATIÈRES. PARA LAS NOTAS AL PIE DE LA PÁGINA ESPAÑOLAS REFIERA AL CONTENIDO.

TRUCKS, TRAILERS AND SUSPENSIONS		OEM	MONROE MAGNUM				CAB SHOCK
			STANDARD		GAS		
							
<b>VOLVO/WHITE/GMC — VN Series (Cont.)</b>							
2013-98	VN Series (Drive Axle)	20551628	—	—	—	65486	—
		20551628	—	—	—	66431	—
2013-98	VN Series (Cab Shock) Vertical	8078545	—	—	—	—	66109
		20496215	—	—	—	—	66109
		20624915	—	—	—	—	66109
		20704334	—	—	—	—	66109
		20721254	—	—	—	—	66109
		21368413	—	—	—	—	66109
		22662125	—	—	—	—	66109
	Horizontal	8078547	—	—	—	—	66108
		8078546	—	—	—	—	66108
		20496217	—	—	—	—	66108
		20624917	—	—	—	—	66108
<b>VOLVO/WHITE/GMC — VNL</b>							
2020-00	Models w/ 12,000 lb - 13,200 lb Front Axles	21436086	—	—	65494	—	—
		20433424	—	—	65494	—	—
2020-00	Models w/ Hendrickson Airtek	20485632	—	—	65497	—	—
		20485633	—	—	65497	—	—
		64838003	—	—	65497	—	—
		21137330	—	—	65497	—	—
2020-00	Models w/ 40,000 lb Rear Air Suspension	21462378	—	—	—	65486	—
		20433425	—	—	—	65486	—
		20551628	—	—	—	65486	—
		21462380	—	—	—	65486	—
		21462378	—	—	—	66431	—
		20433425	—	—	—	66431	—
		20551628	—	—	—	66431	—
		21462380	—	—	—	66431	—
2020-00	Models w/ Hendrickson 40,000 lb Primaax EX & FireMaax EX Air Suspension	60657007	—	—	—	65504	—
		20782199	—	—	—	65504	—
2020-00	Models w/ 38,000 lb Rear Air Suspension manufactured after May 1999	20433425	—	—	—	65486	—
		20433425	—	—	—	66431	—
2020-00	Models (Cab Shock) w/ OEM Part Number	22662230	—	—	—	—	66199
		21368411	—	—	—	—	66199
		22662237	—	—	—	—	66199
		21391412	—	—	—	—	66109
		20704334	—	—	—	—	66109
		20721254	—	—	—	—	66109
		21368413	—	—	—	—	66109
		22662125	—	—	—	—	66109
<b>VOLVO/WHITE/GMC — VNM</b>							
2018-00	Models w/ 12,000 lb - 12,500 lb Front Axle	21436086	—	—	65494	—	—
2018-00	Models w/ 38,000 lb Rear Air Suspension	21462378	—	—	—	65486	—
		21462380	—	—	—	65486	—
		21462378	—	—	—	66431	—
		21462380	—	—	—	66431	—
2018-00	Models w/ 46,000 lb T-Ride Rear Suspension	20433427	—	—	—	65475	—
2018-00	Models w/ OEM Part Number	21368411	—	—	—	—	66199
		22662237	—	—	—	—	66199
		22662230	—	—	—	—	66199
		22662235	—	—	—	—	66199
2018-00	Models w/ OEM Part Number	21391412	—	—	—	—	66109
<b>VOLVO/WHITE/GMC — VNR</b>							
2020-18	400 Models w/ 12,500 lb Front Axle	21436086	—	—	65494	—	—
2020-18	400 Models w/ 38,000 lb Rear Air Suspension	21462380	—	—	—	65486	—

PART NUMBER IN LIGHT FACE TYPE IS SUPERSEDING OR REPLACING THIS PART NUMBER

COMMERCIAL VEHICLES  
RECREATIONAL VEHICLES  
SCHOOL BUSES  
BUSES & COACHES  
TRUCKS, TRAILERS & SUSPENSIONS  
INTERCHANGES  
NUMERICAL LISTINGS  
MOUNTING & LENGTH BY PART  
MOUNTING & LENGTH BY MOUNT

TRUCKS, TRAILERS AND SUSPENSIONS		OEM	MONROE MAGNUM				CAB SHOCK
			STANDARD		GAS		
							

### VOLVO/WHITE/GMC — VNR (Cont.)

2020-18	400 Models w/ 38,000 lb Rear Air Suspension	21462380	—	—	—	66431	—
2020-18	Models w/ 42" Flat Roof Sleeper	22662235	—	—	—	—	66199

### VOLVO/WHITE/GMC — VT Series

2010-06	All (Steering Axle) w/ Front Dual Shock Absorbers	027005976	—	—	66903	—	—
		3082284	—	—	66903	—	—
2010-06	All (Steering Axle) w/ Front Single Shock Absorber	373010005	—	—	66714	—	—
1999-96	Vocational Truck (Steering Axle) VOLVO/WHITE/GMC — WC & WI Series	21067501	—	—	65146	—	—
		373010016	—	—	65105	—	—
		373010021	—	—	65105	—	—
		8065787	—	—	65105	—	—
2010-06	All (Steering Axle) w/ O.E. Number	373013201	—	—	65115	—	—
		373013202	—	—	66715	—	—
2010-06	All (Drive Axle) w/ Air Suspension	359013201	—	—	—	65466	—
		8169859	—	—	—	65466	—
		8026658	—	—	—	65415	—
		8071524	—	—	—	65406	—
		8071524	—	—	—	66430	—
2010-06	All w/ Hendrickson Air Suspension	4792024	—	—	—	65420	—
		8027631	—	—	—	65420	—

### VOLVO/WHITE/GMC — WG Series

2001-96	All (Steering Axle) w/ OEM Part Number	373013201	—	—	65115	—	—
		8065787	—	—	65105	—	—
2001-96	All (Drive Axle) w/ Air Suspension	359013201	—	—	—	65466	—
		8169859	—	—	—	65466	—
		8026658	—	—	—	65415	—
		8071524	—	—	—	65406	—
		8071524	—	—	—	66430	—
2001-96	All (Drive Axle) w/ T-Ride Suspension	8073212	—	—	—	65475	—

### VOLVO/WHITE/GMC — WH Series -WHR, WHL, WHE Models

1997-96	All (Steering Axle) w/ Front Dual Shock Absorbers	027005976	—	—	66903	—	—
		3082284	—	—	66903	—	—
1997-96	All (Steering Axle) w/ Front Single Shock Absorber	373010005	—	—	66714	—	—
		373010021	—	—	65105	—	—
1997-96	All (Drive Axle) w/ Air Suspension	359013201	—	—	—	65466	—
		8169859	—	—	—	65466	—
		8026658	—	—	—	65415	—
		8071524	—	—	—	65406	—
		8071524	—	—	—	66430	—

### VOLVO/WHITE/GMC — WI Series

1998-96	Models w/ OEM Part Number	21067501	—	—	65146	—	—
---------	---------------------------	----------	---	---	-------	---	---

### WABASH TRAILER

—	Neway, Hendrickson (Turner) or Reyco Suspension	—	—	—	<sup>100</sup>	—	—
---	---	---	---	---	----------------	---	---

### WATSON & CHALIN SUSPENSION — AL, HL, SL Series Self Steer Axle Suspension





—	AL-1100-FL, LR, SL0893SSR, SL-2055, SR, SRLP, SSR, SST	11418	—	—	—	66502	—
		632155	—	—	—	66502	—
—	AL-1100-SR	10148	—	—	—	66636	—
—	AL-2000, AL-2200	10148	—	—	—	66636	—
—	HL-1100-20	10148	—	—	—	66636	—
—	HL-1100-20FL	10147	—	—	—	66893	—
—	SL-1100, SL-1100-LR	12128	—	—	—	66833	—

### WATSON & CHALIN SUSPENSION — TA Series Trailer Air Suspension





—	TA-250-6, 7.5, 8	10147	—	—	—	66893	—
---	------------------	-------	---	---	---	-------	---





<sup>100</sup> Check to see which Suspension is on the Trailer. Then see the correct Suspension Manufacturer listed in the Axle Suspension section.

POUR LES NOTES EN FRANÇAIS, CONSULTER LA TABLE DE MATIÈRES. PARA LAS NOTAS AL PIE DE LA PÁGINA ESPAÑOLAS REFIERA AL CONTENIDO.





TRUCKS, TRAILERS AND SUSPENSIONS		OEM	MONROE MAGNUM				CAB SHOCK
			STANDARD		GAS		
							
<b>WATSON &amp; CHALIN SUSPENSION — TA Series Trailer Air Suspension (Cont.)</b>							
—	TA-250-12	10148	—	—	—	66636	—
—	TA-251-6.5, 6.5FS, 7.5, 7.5FS, 8FS, 9, 9FS, 10	10147	—	—	—	66893	—
—	TA-251-12, 12FS	10148	—	—	—	66636	—
—	TA-255-9	10147	—	—	—	66893	—
—	TA-280-6.5, 7.5, 9	11604	—	—	—	66884	—
—	TA-300-9	10147	—	—	—	66893	—
—	TA-380-9	12128	—	—	—	66833	—
—	TA-525-DB	10147	—	—	—	66893	—
—	TA-550-17	10148	—	—	—	66636	—
—	TA-751-16	10148	—	—	—	66636	—
—	TA-1200-5	10147	—	—	—	66893	—
—	TA-1600-21	11604	—	—	—	66884	—
—	TA-1900-15	10147	—	—	—	66893	—
—	TA-1900-16, 17	10148	—	—	—	66636	—
—	TA-1900-18, 19	12128	—	—	—	66833	—
—	TA-2075-6	10148	—	—	—	66636	—
—	TA-2075-9	12128	—	—	—	66833	—
—	TA-2590-12, 14, 15, 17	12128	—	—	—	66833	—
—	TA-2590-12-1	10147	—	—	—	66893	—
—	TA-2590-14HD, 17HD	10148	—	—	—	66636	—
—	TA-3090-14, 17, 19	10148	—	—	—	66636	—
—	TA-3175-9	17079	—	—	—	65410	—
—	TA-5000-DB-19, F-19	12128	—	—	—	66833	—
—	TA-5000-DB-24, DB-30, F-24, F-30	11724	—	—	—	66638	—
<b>WATSON &amp; CHALIN SUSPENSION — TL Series Trailer Air Lift Suspension</b>							
—	TL-1600-21	11604	—	—	—	66884	—
—	TL-2590-12, 14, 15, 17	12128	—	—	—	66833	—
<b>WATSON &amp; CHALIN SUSPENSION — WB Series Trailer Air Suspension</b>							
—	WB-251-6.5, 7.5, 9	10147	—	—	—	66893	—
—	WB-280-9	11604	—	—	—	66884	—
—	WB-2500-6	10148	—	—	—	66636	—
—	WB-2500-7.5, 9	12128	—	—	—	66833	—
<b>WAYNE SWEEPER</b>							
—	Dodge D-600	2557281 2560382	— —	— —	66810 66810	— —	— —
<b>WESTERN STAR — 3800 Series (Aerodynamic Conventional)</b>							
1990	Heritage Series (3842S, 3864S)						
	Front	373904401 373904402 373904403	— — —	— — —	66957 65124 65124	— — —	— — —
	Rear w/ Hendrickson Air Suspension	479028 4790213 4790224	— — —	— — —	— — —	65412 65412 65420	— — —
	Rear w/ Neway Air Suspension	90044025 90044907	— —	— —	— —	66710 66609	— —
<b>WESTERN STAR — 4700 Series</b>							
2020-12	Models w/ 20,000 Set-Back Front Axle	1013809000	—	—	65148	—	—
2020-12	Models w/ FAS II Rear Air Suspension	1618708000	—	—	—	65490	—
2020-12	Models w/ Freightliner TufTrac Rear Air Suspension	1615770000	—	—	—	65526	—
2020-12	Models w/ Hendrickson HMX 400/460 Haulmax w/ 16.5" Saddle Height	60680004 60680004L H60680004	— — —	— — —	— — —	65507 65507 65507	— — —

COMMERCIAL VEHICLES  
RECREATIONAL VEHICLES  
SCHOOL BUSES  
BUSES & COACHES  
TRUCKS, TRAILERS & SUSPENSIONS  
INTERCHANGES  
NUMERICAL LISTINGS  
MOUNTING & LENGTH BY PART  
MOUNTING & LENGTH BY MOUNT

TRUCKS, TRAILERS AND SUSPENSIONS		OEM	MONROE MAGNUM				CAB SHOCK
			STANDARD		GAS		
							
<b>WESTERN STAR — 4700 Series (Cont.)</b>							
2020-12	Models w/ Hendrickson HMX 400/460 Haulmax w/ 17.5" and 18.5" Saddle Height	60680005 60680005L H60680005	— — —	— — —	— — —	65508 65508 65508	— — —
2020-12	Models w/ Hendrickson HN-462	60680003	—	—	—	66648	—
2020-12	Models w/ Hendrickson Primaax EX 462 Air Suspensions.	60657003	—	—	—	65504	—
2020-12	Models w/ Reyco 79KB Rear Spring suspension	1672501	—	—	—	66878	—
<b>WESTERN STAR — 4800 Series (Medium-Nose Conventional)</b>							
—	Constellation Series (Cab Shock)	660103406 83027	— —	— —	— —	— —	66196 66196
—	Heritage Series (4842F, 4864F, 4842S, 4864S) and Constellation Series (4842FX, 4864FX) Front	373013401 373013412 373904401 373904402 373904403 373904403	— — — — — —	— — — — — —	66957 66878 66957 65124 65124	— — — — — —	— — — — — —
	Rear w/ Chalmers Air Beam Suspension	359014403	—	—	—	65519	—
	Rear w/ Hendrickson Air Suspension	479028 4790213 4790224 579051 579052 579053 579851	— — — — — — —	— — — — — — —	— — — — — — —	65412 65412 65420 65484 65482 65481 65480	— — — — — — —
	Rear w/ Neway Air Suspension	90044025 90044907 90045099	— — —	— — —	— — —	66710 66609 65418	— — —
—	Heritage Series (4842F, 4864F, 4842S, 4864S) and Constellation Series (4842FX, 4864FX) (Cab Shock) w/ Link Cab Suspension	660103402 660103403 660103404	— — —	— — —	— — —	— — —	66149 66149 66149
<b>WESTERN STAR — 4900 Series (Long-Nose Conventional)</b>							
2015	4900EX (Cab Shock)	—	—	—	—	—	66206
—	Constellation Series (Cab Shock)	660103406 83027	— —	— —	— —	— —	66196 66196
—	Heritage Series (4942F, 4964F, 4942S, 4964S) and Constellation Series (4964EX, 4942FX, 4964FX, 4942SX, 4964SX) Front	373013401 373013412 373904401 373904402 373904403 373904403	— — — — — —	— — — — — —	66957 66878 66957 65124 65124	— — — — — —	— — — — — —
	Rear w/ Chalmers Air Beam Suspension	359014403	—	—	—	65519	—
	Rear w/ Hendrickson Air Suspension	479028 4790213 4790224 579051 579052 579053 579851	— — — — — — —	— — — — — — —	— — — — — — —	65412 65412 65420 65484 65482 65481 65480	— — — — — — —
	Rear w/ Neway Air Suspension	90044025 90044907 90045099	— — —	— — —	— — —	66710 66609 65418	— — —

TRUCKS, TRAILERS AND SUSPENSIONS		OEM	MONROE MAGNUM				CAB SHOCK
			STANDARD		GAS		
							
<b>WESTERN STAR — 4900 Series (Long-Nose Conventional) (Cont.)</b>							
—	Heritage Series (4942F, 4964F, 4942S, 4964S) and Constellation Series (4964EX, 4942FX, 4964FX, 4942SX, 4964SX) (Cab Shock) w/ Link Cab Suspension	660103402	—	—	—	—	66149
		660103403	—	—	—	—	66149
		660103404	—	—	—	—	66149
<b>WESTERN STAR — 5700 Series</b>							
2017-16	5700XE (Cab Shock)	—	—	—	—	—	66206
<b>WESTERN STAR — 5800 Series (Aerodynamic Medium-Nose Conventional)</b>							
—	Constellation Series (5842SS, 5864SS) Front  Rear w/ Chalmers Air Beam Suspension Rear w/ Hendrickson Air Suspension       Rear w/ Neway Air Suspension	373013412	—	—	66878	—	—
		373904402	—	—	65124	—	—
		373904403	—	—	65124	—	—
		359014403	—	—	—	65519	—
		479028	—	—	—	65412	—
		4790213	—	—	—	65412	—
		4790224	—	—	—	65420	—
		579051	—	—	—	65484	—
		579052	—	—	—	65482	—
		579053	—	—	—	65481	—
		579851	—	—	—	65480	—
		90044025	—	—	—	66710	—
		90044907	—	—	—	66609	—
—	Constellation Series (5842SS, 5864SS) (Cab Shock) w/ Link Cab Suspension	660103402	—	—	—	—	66149
		660103403	—	—	—	—	66149
		660103404	—	—	—	—	66149
—	Constellation Series (Cab Shock)	660103406	—	—	—	—	66196
		83027	—	—	—	—	66196
<b>WESTERN STAR — 5900 Series (Aerodynamic Long-Nose Conventional)</b>							
—	Heritage Series (5942S, 5964S) and Constellation Series (5942SS, 5964SS) Front  Rear w/ Chalmers Air Beam Suspension Rear w/ Hendrickson Air Suspension       Rear w/ Neway Air Suspension	373013412	—	—	66878	—	—
		373904402	—	—	65124	—	—
		373904403	—	—	65124	—	—
		359014403	—	—	—	65519	—
		479028	—	—	—	65412	—
		4790213	—	—	—	65412	—
		4790224	—	—	—	65420	—
		579051	—	—	—	65484	—
		579052	—	—	—	65482	—
		579053	—	—	—	65481	—
		579851	—	—	—	65480	—
		90044025	—	—	—	66710	—
		90044907	—	—	—	66609	—
—	Heritage Series (5942S, 5964S) and Constellation Series (5942SS, 5964SS) (Cab Shock) w/ Link Cab Suspension	660103402	—	—	—	—	66149
		660103403	—	—	—	—	66149
		660103404	—	—	—	—	66149
<b>WESTERN STAR — 6900 Series (Long-Nose Severe-Service)</b>							
—	6900 Series (Cab Shock) w/ O.E. Number	725470	—	—	—	—	66149
—	Heritage Series (6964F, 6964S) Front  Rear w/ Chalmers Air Beam Suspension Rear w/ Hendrickson Air Suspension     Rear w/ Chalmers Air Beam Suspension Rear w/ Hendrickson Air Suspension	373013404	—	—	65103	—	—
		373013412	—	—	66878	—	—
		373904402	—	—	65124	—	—
		373904403	—	—	65124	—	—
		359014403	—	—	—	65519	—
		479028	—	—	—	65412	—
		4790213	—	—	—	65412	—
		4790224	—	—	—	65420	—
		579051	—	—	—	65484	—

COMMERCIAL VEHICLES  
RECREATIONAL VEHICLES  
SCHOOL BUSES  
BUSES & COACHES  
TRUCKS, TRAILERS & SUSPENSIONS  
INTERCHANGES  
NUMERICAL LISTINGS  
MOUNTING & LENGTH BY PART  
MOUNTING & LENGTH BY MOUNT

TRUCKS, TRAILERS AND SUSPENSIONS	OEM	MONROE MAGNUM				CAB SHOCK
		STANDARD		GAS		
						


### WESTERN STAR — 6900 Series (Long-Nose Severe-Service) (Cont.)

—	Rear w/ Hendrickson Air Suspension	579052	—	—	—	65482	—
		579053	—	—	—	65481	—
		579851	—	—	—	65480	—
	Rear w/ Neway Air Suspension	90044025	—	—	—	66710	—
		90044907	—	—	—	66609	—
—	Heritage Series (6964F, 6964S) (Cab Shock) w/ Link Cab Suspension	660103402	—	—	—	—	66149
		660103403	—	—	—	—	66149
		660103404	—	—	—	—	66149

### WESTERN UNIT — “STABILAIRES” Suspension

—	Model 893T Trailer Suspension	—	—	—	—	65449	—
—	Models TDA-202, 203, 206, 240, 241 & 243 Truck Drive Axle Suspension	—	—	—	—	65442	—
—	Models TDA-204, 205 & 242 Truck Drive Axle Suspension	—	—	—	—	65449	—
—	O.E. Number	080370	—	—	—	65455	—
		080600	—	—	—	65410	—
		101030	—	—	—	65449	—
		101364	—	—	—	65442	—
		4939967	—	—	—	65116	—

### WILSON TRAILER

—	Neway, Hendrickson (Turner) or Reyco Suspension	—	—	—		—	—
---	---	---	---	---	---	---	---

 Check to see which Suspension is on the Trailer. Then see the correct Suspension Manufacturer listed in the Axle Suspension section.

POUR LES NOTES EN FRANÇAIS, CONSULTER LA TABLE DE MATIÈRES. PARA LAS NOTAS AL PIE DE LA PÁGINA ESPAÑOLAS REFIERA AL CONTENIDO.