













TRUCKS, TRAILERS AND SUSPENSIONS		OEM	STANDARD		GAS		CAB SHOCK	
								
ADVANCE								
—	Cement Mixer (Front Model)	85334 680087	74436 74436	— —	— —	— —	— —	— —
ALLCO TRAILER								
—	All w/ Neway, Hendrickson (Turner) or Reyco Suspension	—	—	—	■100■	—	—	—
ARVIN MERITOR								
—	RHP11 w/ Air Suspension ES230	A3280M9711 A7805L1000	— —	— —	— —	65503 65503	— —	— —
—	Trailer Air Suspension FS230T	671507 87015	— —	— —	— —	65525• 65525•	— —	— —
AUTO CAR								
—	A42B, A64B, A42F, A64F to Jan 1971	28R-010	—	—	66841	—	—	—
—	A42B, A64B, A42F, A64F, DC87T, DC9364 after Jan 1971	03-1106460	—	—	66833	—	—	—
—	ACM, ACL Models	35901-3201 37301-3201	— 74421	— —	— 65115	65466 —	— —	— —
—	All w/ Air Suspension	35901-3201 8026658 8071524	— — —	— — —	— — —	65466 65415 65406	— — —	— — —
—	All w/ Front Single Shock Absorber	37301-3202	—	—	66715	—	—	—
—	C-65-T; C-70-T; C-70-TS; C-75; C-90-T; DC-74; DC-75; DC-102; DC-104	—	—	—	66841	—	—	—
—	Models w/ O.E. Number	28CFG-910 660186 849246 1011839	— — — —	— — — —	66841 66841 66841 66841	— — — —	— — — —	— — — —
BENSON TRAILER								
—	All w/ Neway, Hendrickson (Turner) or Reyco Suspension	—	—	—	■100■	—	—	—
—	Platform Trailer w/ Neway Air Suspension	90044089	—	—	—	65418	—	—
BINKLEY								
—	Trailers with AirLite Suspension	6898 16965 —	— — —	— — —	— — —	66884 66884 66898	— — —	— — —
BROCKWAY MOTORS								
—	88-WH; 128-W; 154-W	—	—	—	66841	—	—	—
—	257T, 260S, 260T	—	—	—	66886	—	—	—
—	300, 400 & 500 Series w/ 1" Mounting Pins	—	74001	—	—	—	—	—
—	300, 400 & 500 Series w/ 3/4" Mounting Pins	—	—	—	66828	—	—	—
—	Models w/ O.E. Number	14QK-281-P10 14QK-282-P3 152412 508657 515231 530873 532397	74003 — — 74001 74025 — 74001	— — — — — — —	— — — — — 66886 —	— — 66841 66891 — — — —	— — — — — — —	— — — — — — —





■100■ Check to see which Suspension is on the Trailer. Then see the correct Suspension Manufacturer listed in the Axle Suspension section.





TRUCKS, TRAILERS AND SUSPENSIONS		OEM	STANDARD		GAS		CAB SHOCK
							
BUILT RITE (CITY WELDING) TRAILER							
—	Models w/ Air Suspension	318-06-100	—	—	—	66884	—
		—	—	—	—	66898	—
CASCADE TRAILER							
—	Models w/ Air Suspension	120-1	—	—	—	66884	—
		—	—	—	—	66898	—
CHALLENGE COOK							
—	Cement Truck (Steering Controls) (Bearing End Mount)	632147	—	—	—	66504	—
		632447	—	—	—	66504	—
—	Cement Truck (Steering Controls) (Bushing & Sleeve Mount)	630811	—	—	—	66502	—
		632155	—	—	—	66502	—
		1540212	—	—	—	66502	—
		1540459	—	—	—	66502	—
CHALMERS SUSPENSION							
—	500, 600, 700 Series Suspension	665174	—	—	—	66636	—
—	800 Series Suspension						
	High Mount	800670	—	74069	—	—	—
	Low Mount	800781	—	74003	—	—	—
—	1023, 1030, 1040 Single Axle Suspension	665174	—	—	—	66636	—
CHEVROLET TRUCK — 9000 Series							
1986-77	M, N Chassis - 114" BBC Conventional & 108" BBC Aluminum Conventional Cab	3171069	74006	—	—	—	—
		22012065	74006	—	—	—	—
		22046483	74006	—	—	—	—
1986-77	M, N Chassis - 114" BBC Conventional & 108" BBC Aluminum Conventional Cab w/ Rear GM Air-Ride Suspension (4 Req'd.)	3171069	—	74006	—	—	—
		22046483	—	74006	—	—	—
1986-70	D, F Chassis - 54" BBC Aluminum Tilt Cab	3171069	74006	—	—	—	—
		22012065	74006	—	—	—	—
		22046483	74006	—	—	—	—
1986-70	D, F Chassis - 54" BBC Aluminum Tilt Cab w/ Rear GM Air-Ride Suspension (4 Req'd.)	3171069	—	74006	—	—	—
		22012065	—	74006	—	—	—
		22046483	—	74006	—	—	—
1986-70	H, J Chassis - 92" BBC Conventional Cab	3171069	74006	—	—	—	—
		22046483	74006	—	—	—	—
1980-70	T, W Chassis - 72" BBC Steel Tilt Cab	5552452	74025	—	—	—	—
		22012091	74025	—	—	—	—
1972-70	54" BBC Aluminum Tilt Cab 6 x 4	3171069	74006	74006	—	—	—
		22046483	74006	74006	—	—	—
1972-70	92" & 114" BBC Conventional Cab — Exc. 6 x 4	4940614	—	—	66841	—	—
		4963854	—	—	66841	—	—
1972-70	92" & 114" BBC Conventional Cab 6 x 4	3171069	74006	74006	—	—	—
		22046483	74006	74006	—	—	—
CHEVROLET TRUCK — C-Series/Kodiak (Inc. C40-C70 & C5500-C8500)							
2007-97	Conventional Cab (Steering Axle)	15123676	—	—	65161•	—	—
		15174298	—	—	65161•	—	—
		15588554	—	—	65161•	—	—
		15887728	—	—	65161•	—	—
		22064230	—	—	65161•	—	—
2002-97	Conventional Cab (Drive Axle) w/ 13500, 15000 lb. Taperleaf Springs	22064231	—	74077	—	—	—
2002-97	Conventional Cab (Drive Axle) w/ 15000, 23500 lb. Multileaf Springs	22064232	—	—	—	66626	—
2002-97	Conventional Cab (Drive Axle) w/ 16900 lb. Taperleaf Springs	22064489	—	74079	—	—	—
2002-97	Conventional Cab (Drive Axle) w/ 23000 lb. Taperleaf Springs	22064233	—	74076	—	65413	—

• New Part Number, Check availability before placing order.

TRUCKS, TRAILERS AND SUSPENSIONS		OEM	STANDARD		GAS		CAB SHOCK
							
CHEVROLET TRUCK — C-Series/Kodiak (Inc. C40-C70 & C5500-C8500) — Continued							
2002-97	Conventional Cab (Drive Axle) w/ Hendrickson Air Suspension	12474917 15740554	— —	— —	— —	65420 65420	— —
2002-97	Conventional Cab (Drive Axle) w/ Hendrickson Air Suspension (23000 lb.)	12474915 15963161	— —	— —	— —	65479 65479	— —
1996-90	C Chassis - Conventional Cab	15588554 22064230	— —	— —	65161• 65161•	— —	— —
1996-90	C Chassis - Conventional Cab with 11000, 13500, 15000 lb Taperleaf Springs	22064231	—	74077	—	—	—
1996-90	C Chassis - Conventional Cab with 15000, 19000, 21000 lb Multileaf Springs	22064232	—	—	—	66626	—
1996-90	C Chassis - Conventional Cab with 16900 lb Taperleaf Spring (Low Profile Vehicle)	22064489	—	74079	—	—	—
1996-90	C Chassis - Conventional Cab with 19000, 21000 lb Taperleaf Springs	22064233	—	74076	—	65413	—
1996-90	C Chassis - Conventional Cab with 21000 lb Taperleaf Spring	22064489	—	74079	—	—	—
1996-90	C Chassis - Conventional Cab with 21000 lb Taperleaf Spring (Low Profile Vehicle)	22064402	—	74078	—	—	—
1989-76	C, M Chassis - 97" BBC Conventional Cab	22002294 22002295 22007752 22007753 22012095 22012096 22012166 22012169 22017530 22017531	— — — — — — — — — —	— — — — — — — — — —	66637 66913 66637 66913 — — — — 66913 66913	— — — — 66833 66878 66833 66878 — —	— — — — — — — — — —
1989-76	C, M Chassis - Conventional Cab	22002294 22007752 —	— — —	— — —	66637 66637 65116	— — —	— — —
1989-76	C, M Chassis - Conventional Cab w/ 9000 & 12000 lb. Axle	22002295 22017530 22017531	— — —	— — —	66913 66913 66913	— — —	— — —
1989-73	C Chassis - Conventional Cab	22012095 22012166	— —	— —	— —	66833 66833	— —
1989-73	C Chassis - Conventional Cab — Exc. with 20,800 & 23,000 lb. Rear Axle	3192892 22012096 22012169	— — —	— — —	— — —	66878 66878 66878	— — —
1989-73	C Chassis - Conventional Cab w/ 20,800 & 23,000 lb. Rear Axles	4940606 22012095 22012166	— — —	— — —	— — —	66833 66833 66833	— — —
1986-73	H, J, M Chassis - 92" & 114" BBC Conventional Cab	3171069 22046483	— —	74006 74006	— —	— —	— —
1982-79	H, J Chassis - 92" BBC Conventional Cab 4 x 2 w/ Air Suspension	3171069 22012065 22046483	— — —	74006 74006 74006	— — —	— — —	— — —
1982-73	H, J Chassis - 92" BBC Conventional Cab 4 x 2 w/ Axle F090, F120	3171069 22012065 22046483	— — —	74006 — 74006	74006 74006 74006	— — —	— — —
1981-77	H, J Chassis - 92" BBC Conventional Cab	4963854 4984526	— —	— —	66841 66841	— —	— —
1981-73	H, J Chassis - 92" BBC Conventional Cab w/ V-6, V-8 Diesel Engines	4940614 4963854	— —	— —	66841 66841	— —	— —
1980-79	W Chassis - 72" BBC Steel Tilt Cab	22002293 22007751	— —	— —	66833 66833	— —	— —
1980-75	C, M Chassis - Conventional Cab	4975510	—	—	66878	—	—
1980-73	C Chassis - Conventional Cab	3192892 22012096 22012169	— — —	— — —	— — —	66878 66878 66878	— — —

• New Part Number, Check availability before placing order.

TRUCKS, TRAILERS AND SUSPENSIONS		OEM	STANDARD		GAS		CAB SHOCK
							
CHEVROLET TRUCK — C-Series/Kodiak (Inc. C40-C70 & C5500-C8500) — Continued							
1980-73	C, M Chassis - Conventional Cab	4940606 4975467 4975494 22007750 22012095 22012166	— — — — — —	— — — — — —	— 66886 66886 66886 — —	66833 — — — 66833 66833	— — — — — —
1980-73	C, T Chassis - Conventional & Tilt Cab w/ 5000 & 7000 lb. Axle	3192890 4940606 4940662 4975497 22002293 22007701 22007751 22012095	— — — — — — — —	— — — — — — — —	66833 66833 66833 66833 66833 66833 66833 66833	— — — — — — — —	— — — — — — — —
1980-73	R Chassis - Rear Engine Bus	5552451 5552452 5552456 22012090 22012091	74029 — — 74029 —	— 74025 74001 — 74025	— — — — —	— — — — —	— — — — —
1976-75	C, M Chassis - Conventional Cab	4975510	—	—	66878	—	—
1976-75	C, M Chassis - Conventional Cab w/ 9000 & 12000 lb. Axle	4975511	—	—	66913	—	—
1975-73	C, M Chassis - Conventional Cab w/ 5000 & 7000 lb. Axle	4975467 4975494 22007750	— — —	— — —	66886 66886 66886	— — —	— — —
1975-73	C, M Chassis - Conventional Cab w/ 9000 & 12000 lb. Axle	3192890 4940606 4975497 22002293 22007751 22012095	— — — — — —	— — — — — —	66833 66833 66833 66833 66833 66833	— — — — — —	— — — — — —
1972-71	All — Exc. Tilt Cab	3192892 22012096	— —	— —	66878 66878	— —	— —
1972-71	Conventional Cab & Tilt Cab w/ 9000 & 11000 lb. Axles	4940606 22012095	— —	— —	— —	66833 66833	— —
1972-71	TDM 4 Cycle Detroit Diesel w/Tandem Axle — Exc. Tilt Cab	4940606 22012095	— —	— —	— —	66833 66833	— —
1972-69	All — Exc. Tilt Cab	3192892 22012096	— —	— —	66878 66878	66878 66878	— —
1972-66	72" BBC Steel Tilt Cab w/ V-6 2 Cycle Diesel Engine	3171462 3192890 22012095	— — —	— — —	66833 66833 66833	— — —	— — —
1972-66	72" BBC Steel Tilt Cab w/ V-6 2 Cycle Diesel Engine 17201 and 17221 Axle	3192892 22012096	— —	— —	— —	66878 66878	— —
1972-66	72" BBC Steel Tilt Cab w/ V-6 2 Cycle Diesel Engine 19101 and 19201 Axle	4940600	—	—	—	66638	—
1972-66	92" BBC Conventional Cab	3171068 3192657 4940614 4963853 4963854	— — — — —	— — — — —	66841 66841 66841 66841 66841	— — — — —	— — — — —
1972-66	92" BBC Conventional Cab w/ 7000 & 9000 lb. Axles — Exc. 2-Leaf Softride	3171069 22046483	74006 74006	— —	— —	— —	— —
1972-66	Conventional Cab w/Tapered 2-Leaf Softride 7000 & 9000 lb. Rating and F070, F090, F120 Axle (7000, 9000, & 12000 lb.)	3171068 3192657 4940614 4963854 4964853	— — — — —	— — — — —	66841 66841 66841 66841 66841	— — — — —	— — — — —
1972-66	Conventional Cab w/Tapered 2-Leaf Softride 11000 lb. Rating and F120 Axle (12000 lb.)	3171069 22046483	74006 74006	— —	— —	— —	— —
1970-69	All — Exc. Tilt Cab	3192892 22012096	— —	— —	— —	66878 66878	— —

TRUCKS, TRAILERS AND SUSPENSIONS		OEM	STANDARD		GAS		CAB SHOCK
							
CHEVROLET TRUCK — C-Series/Kodiak (Inc. C40-C70 & C5500-C8500) — Continued							
1970-69	D-D Forward Control w/ 9000 & 11000 lb. Axles — Exc. Tilt Cab	3192892 22012096	— —	— —	66878 66878	— —	— —
1970-69	D-D Forward Control w/Tilt Cab	4940606 22012095	— —	— —	66833 66833	— —	— —
1969-68	All w/ 9000 & 11000 lb. Axles — Exc. Tilt Cab	4940606 22012095	— —	— —	66833 66833	— —	— —
1969-66	72" BBC Steel Tilt Cab	5544060	74028	—	—	—	—
1968	Cowl — Exc. School Bus	3192892 22012096	— —	— —	66878 66878	— —	— —
1968-67	TDM 4 Cycle Detroit Diesel w/ Tandem Axle — Exc. Tilt Cab	3192892 22012096	— —	— —	— —	66878 66878	— —
1968-63	All — Exc. M, V, W Tandem Models and 92" BBC Conventional Cab	—	—	—	66833	66878	—
1968-63	C-40, P-40, C-50, T-50, M-50, C-60, T-60, M-60	—	—	—	66833	66878	—
1968-63	M, V, W Tandem Models	—	—	—	66833	—	—
1962	Truck and School Bus w/ I-Beam Axle — Exc. Tandem Rear	—	74028	—	—	66878	—
1962-60	Standard and Heavy Duty Truck (2 Ton)	—	—	—	—	66878	—





CHEVROLET TRUCK — T-Series (T5500, T6500, T7500, T8500)

2007-03	Tilt Cab (Steering Axle)	15123676 15174898 88982682	— — —	— — —	65161• 65161• 65161•	— — —	— — —
2002-97	Tilt Cab (Steering Axle) FL1 Axle 8103 lbs. — Exc. Low Profile	22064805 22165188	— —	— —	65468 65468	— —	— —
2002-97	Tilt Cab (Steering Axle) FL1 Axle Low Profile	22064804 22165187	74076 74076	— —	65413 65413	— —	— —
2002-97	Tilt Cab (Steering Axle) FL2 Axle 11025 lbs.	22064807 22166442	74081 74081	— —	— —	— —	— —
2002-97	Tilt Cab (Steering Axle) FL3 Axle 14575 lbs.	22064806 22165189	74081 74081	— —	— —	— —	— —
2002-97	Tilt Cab (Drive Axle) w/ 13500, 15000 lb. Taperleaf Springs	22064231	—	74077	—	—	—
2002-97	Tilt Cab (Drive Axle) w/ 15000, 23500 lb. Multileaf Springs	22064232	—	—	—	66626	—
2002-97	Tilt Cab (Drive Axle) w/ 16900 lb. Taperleaf Springs	22064489	—	74079	—	—	—
2002-97	Tilt Cab (Drive Axle) w/ 23000 lb. Taperleaf Springs	22064233	—	74076	65413	—	—
2002-97	Tilt Cab (Drive Axle) w/ Hendrickson Air Suspension	12474917 15740554	— —	— —	— —	65420 65420	— —
2002-97	Tilt Cab (Drive Axle) w/ Hendrickson Air Suspension (23000 lb.)	12474915 15963161	— —	— —	— —	65479 65479	— —
1980-73	T, W Chassis - 72" BBC Steel Tilt Cab (4 x 2) w/ V-6 Diesel Engine	4940606 4975497 22007751 22012095	— — — —	— — — —	66833 66833 66833 66833	— — — —	— — — —
1980-73	T, W Chassis - 72" BBC Steel Tilt Cab w/ V-6 Gas Engine	5552452 22012091	74025 74025	— —	— —	— —	— —
1980-70	T, W Chassis - 72" BBC Steel Tilt Cab w/ V-6 Gas Engine	5552452 22012091	74025 74025	— —	— —	— —	— —

CHEVROLET TRUCK — W Series (Isuzu)

2003-89	W7T Series (Drive Axle)	1-51630-215-0	—	—	—	65154	—
2003-Jun 88	W5 Series (Steering Axle)	1-51630-219-1	—	—	66601	—	—
1997-92	W4 Series (Steering Axle)	1-51630-200-0	—	—	66675	—	—
1996-Oct 89	W6 Series (Drive Axle)	1-51630-167-0	—	—	—	66605	—
1996-86	W7H, W7M Series (Steering Axle)	1-51630-160-0 1-51630-200-0 1-51630-217-1	— — —	— — —	66625 66675 66677	— — —	— — —
1996-86	W7M Series (Drive Axle)	1-51630-167-0	—	—	—	66605	—

- New Part Number, Check availability before placing order.

TRUCKS, TRAILERS AND SUSPENSIONS		OEM	STANDARD		GAS		CAB SHOCK
							

CHEVROLET TRUCK — W Series (Isuzu) — Continued

Sep 95-93	W4 Series (Steering Axle) (Gas) w/ 11000 lb. Suspension — Inc. ABS Bracket	8-97201-960-0 97201960	—	—	66717	—	—
Sep 95-93	W4 Series (Steering Axle) (Gas) w/ 13000 lb. Suspension — Inc. ABS Bracket	8-97083-029-0 97083029	—	—	66653	—	—
Sep 95-93	W4 Series (Drive Axle) (Gas)	9-51630-666-2 94033786	—	—	—	66618	—
Jun 95-87	W4 Series (Steering Axle) (Diesel) w/ 13000 lb. Suspension	8-97083-029-0 97083029	—	—	66653	—	—
Jun 95-86	W4 Series (Steering Axle) (Diesel) — Exc. w/ 13000. lb Suspension	8-97201-960-0 97201960	—	—	66717	—	—
Jun 95-86	W4 Series (Drive Axle) (Diesel)	9-51630-666-2 94033786	—	—	—	66618	—
1993-86	W4 Series (Steering Axle)	8-94454-986-0 8-94454-987-0 9-51630-647-1	—	—	66717	—	—
1992-89	W4 Series Flatlow (Steering Axle)	9-51630-647-1	—	—	66717	—	—
1992-89	W4 Series Flatlow (Drive Axle)	9-51630-666-0	—	—	—	66618	—
1992-87	W7T Series (Steering Axle)	1-51630-180-3	—	—	66625	—	—
1991-87	W6 Series (Steering Axle)	1-51630-217-1	—	—	66677	—	—
1991-86	W6 Series (Steering Axle)	1-51630-168-1	—	—	66639	—	—
1990-88	W7T Series (Steering Axle)	1-51630-160-0	—	—	66625	—	—
May 88-88	W5 Series (Steering Axle)	1-51630-217-1	—	—	66677	—	—

CLARK EQUIPMENT

—	Air Suspension Model 130885	5532675	—	74001	—	—	—
—	Ross Carrier	355778 680042	74069 74069	74069 74069	—	—	—

CRANE CARRIER

—	Models w/ O.E. Number	277A-1 277A-8 277A-9 277A-12 277A-13 277A-14 680091	74001 74025 74001 74006 74028 74006 74025	— — — — — — —	— — — — — — —	— — — — — — —	— — — — — — —
---	-----------------------	---	---	---------------------------------	---------------------------------	---------------------------------	---------------------------------

CUNHA PRODUCTS OHD





—	6000, 7000 Series Truck Dolly w/ Air Suspension	CP5222	74004	—	—	—	—
---	---	--------	-------	---	---	---	---





DIAMOND REO

—	C054 & C088 w/ FH & FL Axle	—	74001	—	—	—	—
—	C90 & C90D Series	220-55-2 220-55-7	74006 74006	— —	— —	— —	— —
—	C101 Series	220-55-2 220-55-7	74006 74006	— —	— —	— —	— —
—	C114 & C116 Series w/ FH & FL Axle	220-55-2 220-55-7	74006 74006	— —	— —	— —	— —
—	CF Series	220-55-8	—	—	66957	—	—
—	DC101 Series	220-55-2 220-55-7	74006 74006	— —	— —	— —	— —
—	Models w/ O.E. Number	220-55-2 220-55-7	74006 74006	— —	— —	— —	— —
—	Models w/ Velvet Ride Suspension	—	—	74001	—	—	—

DIAMOND T

—	Models w/ O.E. Number	5549925	74006	—	—	—	—
---	-----------------------	---------	-------	---	---	---	---

TRUCKS, TRAILERS AND SUSPENSIONS		OEM	STANDARD		GAS		CAB SHOCK	
								
DODGE TRUCK — C; CN; NC - Low Cab Forward 4 x 2								
1978-63	CN-800, CN-900, CN-950, CN-1000, NC-900 and NC-1000	—	—	—	66810	34853	—	
1978-61	C-700, C-800, C-850, C-1000	—	—	—	66810	34853	—	
DODGE TRUCK — CT; CNT; NCT - Low Cab Forward 6 x 4								
1978-63	CT-700, CT-800, CT-900, CT-950, CNT-800, CNT-900, CNT-950, NCT-800 & NCT-900	—	—	—	66810	34853	—	
DODGE TRUCK — D Series - Conventional Cab 4 x 2								
1978-74	D-500, D-600, D-700, D-800	3633643 3732778	—	—	— 66859	34853 —	— —	
1973	D-500, D-600, D-800	2516009	—	—	— 66810	34853 —	— —	
1971-61	D-400, D-500, D-600, D-700 and D-800 — Exc. Axle #H141	—	—	—	66810	34853	—	
—	D-600 Wayne Sweeper	2557281 2560382	—	—	66810 66810	— —	— —	
DODGE TRUCK — DN, DNT - Conventional 6 x 4								
1975-74	DN-1000, DNT-1000	2825521	—	—	66859	—	—	
DODGE TRUCK — LN & LNT - Conventional Cab								
1978-63	L-600, L-700	2825520 3633643	—	—	66810 —	— 34853	— —	
1978-63	LN-1000; LV-1000; NL-1000; VL-900 and VL-1000	2516009 2825520	—	—	— 66810	34853 —	— —	
1972-64	LN, LV Series	2516009 2825521	—	—	— 66859	34853 —	— —	
DODGE TRUCK — LNT; LVT; NLT; VLT - Tilt Cab 6 x 4								
1972-64	LNT, LVT Series	2825521 3633643	—	—	66859 —	— 34853	— —	
1971-61	LNT-1000; LVT-1000; NLT-1000; VLT-900 and VLT-1000	—	—	—	66810	—	—	
DODGE TRUCK — LS; LT - Steel Tilt Cab								
1975-73	LS-1000, LT-1000	2825520 3633643	—	—	66810 —	— 34853	— —	
DODGE TRUCK — P-Models - Forward Control								
1982-72	P-300	—	—	—	66859	66858	—	
1982-69	P-200	—	—	—	34853	66812	—	
1978-63	P-400	—	—	—	66810	34853	—	
1971-63	PC-500 and PC-600; PD-500 and PD-600	—	—	—	66810	34853	—	
1968-61	P-200	—	—	—	—	66812	—	
DODGE TRUCK — W-Series and Power Wagons								
1978-74	W-600 Series	3633643 3732778	—	—	— 66859	34853 —	— —	
1973	W-600 Series	—	—	—	34853	34853	—	
1972-61	W-500, WT-500 Power Wagon	—	—	—	34853	34853	—	
DUPLEX								
—	Models w/ O.E. Number	7604-3371 59024	—	—	66636 66636	66636 66636	— —	

TRUCKS, TRAILERS AND SUSPENSIONS	OEM	STANDARD		GAS		CAB SHOCK
						

DURA SUSPENSION

—	Models w/ O.E. Number	7604-3371	—	—	—	66636	—
		59024	—	—	—	66636	—
		59030	—	—	—	66893	—
		665133	—	—	—	66893	—
		665267	—	—	—	66636	—
		1080099	—	—	—	66893	—

EAST TRAILER

—	All w/ Neway, Hendrickson (Turner) or Reyco Suspension	—	—	—	■100■	—	—
—	Models w/ Hendrickson HT-230 Air Suspension	A20002	—	—	—	65416	—
		A20126	—	—	—	65416	—

FORD TRUCK — AeroMax Series - Aerodynamically Styled Conventional Cab

1998-96	AeroMax 9500 (113" & 122" BBC) Series (Cab Shock) w/ O.E. Number	F6HT-5K407-AB F7HT-5K407-BA F8HT-5K407-AA	— — —	— — —	— — —	— — —	66193 66193 66195
1997-96	AeroMax 9500 (113" & 122" BBC) Series w/ 8500, 9000 lb. 54" Multileaf Spring	F6HT-18045-JB F6HT-18045-JC XC45-18045-AA	— — —	— — —	66670 66670 66670	— — —	— — —
1997-96	AeroMax 9500 (113" & 122" BBC) Series w/ 8500, 9000 lb. 54" Taperleaf Springs	F6HT-18045-HB F6HT-18045-HC	— —	— —	65123 65123	— —	— —
1997-96	AeroMax 9500 (113" & 122" BBC) Series w/ 10000 lb. 54" Multileaf Spring	F6HT-18045-KA	—	—	66670	—	—
1997-96	AeroMax 9500 (113" & 122" BBC) Series w/ 10000, 12000 lb. 54" Taperleaf Springs	F6HT-18045-AC	—	—	65123	—	—
1997-96	AeroMax 9500 (113" & 122" BBC) Series w/ 12000 lb. 60" Taperleaf Spring	F6HT-18045-EB F6HT-18045-EC	— —	— —	65429 65429	— —	— —
1997-96	AeroMax 9500 (113" & 122" BBC) Series w/ 12000, 13200 lb. 54" Multileaf Springs	F6HT-18045-BC	—	—	66646	—	—
1997-96	AeroMax 9500 (113" & 122" BBC) Series w/ 13200, 14600 lb. 54" Taperleaf Spring	F6HT-18045-GB F6HT-18045-GC	— —	— —	65429 65429	— —	— —
1997-96	AeroMax 9500 (113" & 122" BBC) Series w/ 14000, 15000, 17500 lb. Multileaf Spring	XC45-18080-AA	—	—	—	65103	—
1997-96	AeroMax 9500 (113" & 122" BBC) Series w/ 14600, 16000 lb. 54" Multileaf Springs	F6HT-18045-CC	—	—	66668	—	—
1997-96	AeroMax 9500 (113" & 122" BBC) Series w/ 17500, 19000, 23000 lb. 46" Taperleaf Spring	F4HT-18080-AB	—	—	—	65103	—
1997-96	AeroMax 9500 (113" & 122" BBC) Series w/ 21000, 23000 lb. 46" Taperleaf Spring	F4HT-18080-BA	—	—	—	65102	—
1997-96	AeroMax 9500 (113" & 122" BBC) Series w/ 21000, 23000 lb. 52" Taperleaf Spring	F6HT-18080-JA	—	—	—	65102	—
1997-96	AeroMax 9500 (113" & 122" BBC) Series w/ 23000 lb. 52" Taperleaf Softride Spring	F6HT-18080-CA	—	—	—	65103	—
1997-96	AeroMax 9500 (113" & 122" BBC) Series w/ Hendrickson HA-210 & HA-230 Rear Air Suspension	47902-28 F6HT-18080-FC	— —	— —	— —	65420 65420	— —
1997-96	AeroMax 9500 (113" & 122" BBC) Series w/ Hendrickson HAS-40LH Air Suspension	57241-2 F6HT-18080-DA	— —	— —	— —	65480 65480	— —
1997-96	AeroMax 9500 (113" & 122" BBC) Series w/ Neway AD123 Rear Air Suspension	90045099 F6HT-18080-EA	— —	— —	— —	65418 65418	— —
1996	AeroMax 8000 (LA-8000) Series w/ 12000, 13000 lb. Axles	F6HT-18045-LA	—	—	65456	—	—
1996	AeroMax 8000 (LA-8000) Series w/ 16000 lb. Multileaf Spring	F6HS-18045-AA	—	—	65467	—	—
1996-91	AeroMax 106 (LA-9000, LTA-9000) & 120 (LLA-9000, LTLA-9000) Series w/ 4000, 4500, 5400, 6000, 7200 lb. Multileaf Spring	F1HT-18045-CB	—	—	66630	—	—
1996-91	AeroMax 106 (LA-9000, LTA-9000) & 120 (LLA-9000, LTLA-9000) Series w/ 4500, 5400, 6000, 7200, 10000 lb. Multileaf Spring	F1HT-18045-CA	—	—	66860	—	—
1996-91	AeroMax 106 (LA-9000, LTA-9000) & 120 (LLA-9000, LTLA-9000) Series w/ 4500, 5400, 6500 lb. 58" Taperleaf Spring	F1HT-18045-HB	—	—	65111	—	—

■100■ Check to see which Suspension is on the Trailer. Then see the correct Suspension Manufacturer listed in the Axle Suspension section.

TRUCKS, TRAILERS AND SUSPENSIONS		OEM	STANDARD		GAS		CAB SHOCK
							

FORD TRUCK — AeroMax Series - Aerodynamically Styled Conventional Cab — Continued

1996-91	AeroMax 106 (LA-9000, LTA-9000) & 120 (LLA-9000, LTLA-9000) Series w/ Hendrickson Air Suspension	47902-28	—	—	—	65420	—
1996-91	AeroMax 8000 (LA-8000) Series w/ 52" Taperleaf Spring	F1HT-18045-EA F1HT-18045-EB	—	—	65112 65112	—	—
1996-91	AeroMax 8000 (LA-8000) Series w/ 4000, 4500, 5400, 6000, 7200 lb. Multileaf Spring	F1HT-18045-CB	—	—	66630	—	—
1996-91	AeroMax 8000 (LA-8000) Series w/ 4500, 5400, 6000, 7200, 10000 lb. Multileaf Spring	F1HT-18045-CA	—	—	66860	—	—
1996-91	AeroMax 8000 (LA-8000) Series w/ Hendrickson Air Suspension	47902-28	—	—	—	65420	—
—	AeroMax (Cab Shock) w/ Link Cab Suspension	1201-0012 1201-1043	—	—	—	—	66178 66181

FORD TRUCK — C & CT Series - Tilt Cab

1990-80	C-600, C-700, C-7000, C-800, C-8000, CT-800, CT-8000 w/ 3100 lb. Spring and 7000 lb Axle	D7HT-18045-JA	—	—	66860	—	—
1990-80	C-600, C-700, C-7000, C-800, CT-800, CT-8000 w/ 4040, 5400 lb. Springs and 7000, 9000, 12000 lb. Axles	D2EF-18045-AA	—	—	66811	—	—
1979-76	C-600, C-700, C-750, C-800, C-900, CT-800, CT-900	D2EF-18045-AA D7KF-18045-EA	—	—	66811 66811	—	—
1979-72	C-750, C-800, C-850, C-900, CT-750, CT-800, CT-850 CT-900 w/ 9000, 11000, 12000 & 15000 lb. Axle	D2KF-18045-AA	—	—	66811	—	—
1975-72	C-800, C-850, C-900, CT-800, CT-850, CT-900 w/ 11000, 12000 lb. Axles	D1TF-18045-LA	—	—	66811	—	—
1973-71	C-500, C-550, C-600, C-650, C-700, C-750 w/ 6000 & 7000 lb. Axle	D1TF-18045-LA	—	—	66811	—	—
1971-69	C-800, C-850, C-900, CT-800, CT-850, CT-900, CT-950 w/ 9000, 11000, 12000 & 15000 lb. Axle	C8HA-18045-A	—	—	66811	—	—
1969-67	C-600, C-650, C-700, C-750, C-800, C-850, C-1000 w/ 7000, 9000, 11000, 12000, 15000 lb. Axles — Exc. with 175" Wheel Base	D2HF-18045-CA	—	—	66860	—	—
1969-67	C-600, C-650, C-700, C-750, C-800, C-850, C-1000 w/ 7000, 9000, 11000, 12000, 15000 lb. Axles and 175" Wheel Base	C8HA-18045-A	—	—	66811	—	—
1967-64	C-550, C-600 w/ 6000 lb. Axle — Exc. with Power Steering	C6PF-18077-A	—	—	34803	—	—
1967-64	C-550, C-600 w/ 6000 lb. Axle and Power Steering	C2TA-18045-A	—	—	66841	—	—
1967-64	C-550, C-600, C-650, C-700, C-750	C6PF-18077-F	—	—	—	66957	—
1966-64	C-700/1100, CT-700/1100 w/ 7000, 9000, 11000, 15000 lb. Axles	D2HF-18045-CA	—	—	66860	—	—





FORD TRUCK — CF Series

1997-96	CF-7000, CF-8000, CFT-8000 with 16000 lb. Multileaf Spring	F6HS-18045-AA	—	—	65467	—	—
1997-92	CF-7000, CF-8000, CFT-8000	F2HT-18045-BA F2HT-18045-CA F6HT-18045-LA —	74069 74069 — —	— — — 74028 ¹³	— — 65456 —	— — — —	— — — —
1994-92	CF-7000 (Cab Shock) w/ O.E. Number	F2HT-5K407-AA	—	—	—	—	66120
1994-86	CF-600, CF-700 (Brazilian Built)	E5HT-18045-AA E5HT-18080-DA E5HT-18080-EA	74069 — —	— 74004 74004	— — —	— — —	— — —
1990-86	CF-7000 (Brazilian Built)	87HU-18045-AA E5HT-18045-AA —	74069 74069 —	— — 74028 ¹³	— — —	— — —	— — —

FORD TRUCK — CL & CLT Series - Highway Tractor Tilt Cab

1991-90	CL-9000, CLT-9000 w/ Hendrickson Air Suspension	47902-13	—	—	—	65479	—
1991-90	CL-9000, CLT-9000 w/ Multileaf Spring	F1HT-18045-NA	—	—	65463	—	—
1991-78	CL-9000, CLT-9000	D7HT-18045-NA	74069	—	—	—	—

13 RB-502 Kit is required to install this unit.

TRUCKS, TRAILERS AND SUSPENSIONS		OEM	STANDARD		GAS		CAB SHOCK
							
FORD TRUCK — CL & CLT Series - Highway Tractor Tilt Cab — Continued							
1990-78	CL-9000, CLT-9000 w/ Rear Tandem Axle with Neway Suspension	D7HA-18080-AA	—	—	—	66638	—
1989-78	CL-9000, CLT-9000 (Cab Shock) w/ O.E. Number	D8HT-18A160-AB	—	—	—	—	66110
1989-78	CL-9000, CLT-9000 w/ Single Rear Axle Suspension	D4HA-18080-AA	—	—	—	66894	—
FORD TRUCK — F-Series - Conventional Cab							
2007-05	F-650 Standard & F-750 Standard	3553628C1	—	—	65487	—	—
2007-05	F-650, F-750	3584116C1	—	—	65155	—	—
2007-05	F-650, F-750 Low Profile	3578858C1	—	—	—	65488	—
2003-00	F-650, F-750 w/ 12000 lb Axle	F81A-18045-PD F81A-18080-ZC	— —	— —	65142 —	— 65116	— —
2003-98	F-650, F-750	F81A-18045-PD F81A-18080-ZC XC35-18045-AD XC35-18045-JA	— — — —	— — — —	65142 — 65142 65142	— 65116 — —	— — — —
2003-98	F-650, F-750 w/ Hendrickson HAS190 Rear Air Suspension	1C44-18080-AA	—	—	—	65481	—
1997-96	F-700 w/ Multileaf Spring	F6HT-18045-AA	—	—	65123	—	—
1997-94	F-700, F-800 LPO (Low Profile Vehicle)	F2HT-18045-DA F2HT-18080-DA	— —	— 74075	65111 —	— —	— —
1997-94	F-700, F-800 w/ 52" Multileaf Spring	F4HT-18045-CB	—	—	66629	—	—
1997-94	F-700, F-800 w/ 10000, 12000 Taperleaf Spring	F4HT-18045-DA	—	—	65122	—	—
1997-94	F-700, F-800 with 2700, 3300, 3800, 4000 lb Springs and with 6000, 7000, 8500, 9000 lb Axles	F4HT-18045-AB F4HT-18045-AC	— —	— —	65401 65401	— —	— —
1997-94	F-700, F-800 with 4500, 6000 lb Taperleaf Springs and with 10000, 13200 lb Axles	F4HT-18045-CB	—	—	66629	—	—
1997-94	F-700, F-800 with 6000 lb Multileaf Spring and with 12000 lb Axle	F4HT-18045-CB	—	—	66629	—	—
1997-94	F-700, F-800 with 15000, 17500, 19000 lb Taperleaf Springs	F4HT-18080-AA F4HT-18080-AB	— —	— —	— —	65103 65103	— —
1997-94	F-700, F-800 with 21000 lb Taperleaf Spring	F4HT-18080-BA	—	—	—	65102	—
1997-90	F-700, F-800	E6HT-18080-AA	—	—	—	65103	—
1994-Sep 92	F-600, F-700 LPO (Low Profile Vehicle)	E9HS-18045-AA	—	—	65411	—	—
1994-80	F-600, F-6000, F-700, F-7000, F-800, F-8000, FT-700, FT-800, FT-8000 — Exc. 9000 lb. Axle with H.D. Suspension & 12000 lb. Axle	E0HT-18045-AA	—	—	66861	—	—
Aug 92-89	F-600, F-700 LPO (Low Profile Vehicle)	E9HS-18045-AA E9HS-18080-AA	— —	— —	65411 —	— 65464	— —
1990	F-700, F-800 w/ Multileaf Spring	F1HT-18045-AA	—	—	65411	—	—
1990-88	F-600, F-700, F-800	E8HS-18080-AA	—	—	—	65104	—
1990-86	F-600, F-700, F-800	E6HT-18080-AA	—	—	—	65103	—
1990-83	F-600, F-6000, F-700, F-7000, F-800, F-8000, FT-700, FT-800, FT-8000 w/ 9000 lb. Axle with H.D. Suspension & 12000 lb. Axle	D2HF-18045-AA D7HT-18045-CA	— —	— —	66863 66863	— —	— —
1990-80	F-600, F-700, F-800 w/ 13000 & 15000 lb. Rear Axles	D7HT-18080-BA	—	—	—	66957	—
1990-80	F-600, F-700, F-800 w/ 17000 & 18000 lb. Rear Axles	D7HF-18080-AA D7HT-18080-DA	— —	— —	— —	66891 66891	— —
1989-86	F-600, F-700 LPO (Low Profile Vehicle)	F6HT-18045-MA	—	—	65111	—	—
1979-78	F-800 w/ 9000 lb. Axle	D2EF-18045-AA D7HT-18045-BA	— —	— —	66811 66811	— —	— —
1979-76	F-700	D2TF-18045-AA	—	—	66811	—	—
1979-76	F-800	D2HT-18080-HA D2TF-18045-AA D2TF-18045-GA D7HT-18045-GA D7HT-18080-BA	— — — — —	— — — — —	— 66811 66860 66860 —	66957 — — — 66957	— — — — —
1979-73	F-700 (Diesel), F-750 w/ 9000 lb. Axle	D2EF-18045-AA D7HT-18045-BA	— —	— —	66811 66811	— —	— —

TRUCKS, TRAILERS AND SUSPENSIONS		OEM	STANDARD		GAS		CAB SHOCK
							

FORD TRUCK — F-Series - Conventional Cab — Continued





1979-71	F-600 (4 x 4)	D2HT-18045-GA D2TF-18045-GA	— —	— —	66860 66860	— —	— —
1979-70	F-600, F-650, F-700, F-750 w/ 5500, 6000, 7000 & 9000 lb. Axles	D2HT-18045-GA D2TF-18045-GA	— —	— —	66860 66860	— —	— —
1979-64	F-600, F-650, F-700, F-750	C7PF-18077-A D2TF-18080-HA D7HT-18080-BA	— — —	— — —	— — —	66957 66957 66957	— — —
1977-70	F-500	D2HT-18045-GA D2TF-18045-GA	— —	— —	66860 66860	— —	— —
1977-64	F-500	C7PF-18077-A D2TF-18080-HA	— —	— —	— —	66957 66957	— —
1972-71	F-700 (Diesel), F-750 w/ 9000 lb. Axle	D2HF-18045-CA	—	—	66860	—	—
1970	F-700 w/ 9000 lb. Axle	D2HF-18045-CA	—	—	66860	—	—
1969-67	F-600, F-650, F-700, F-750 w/ 5500, 6000, 7000 & 9000 lb. Axles	C8TA-18045-AA	—	—	34900	—	—
1969-64	F-600, F-700, F-750 w/ 6000 & 7000 lb. Axle	C2TA-18045-A	—	—	66841	—	—
1969-64	F-800, F-850, F-900, F-950 w/ 6000 & 7000 lb. Axle — Exc. Diesel	C1TT-18045-C	—	—	66811	—	—
1969-64	F-800, F-850, F-900, F-950, F-1000 w/ 6000, 7000, 9000, 11000, 12000, 15000, 18000 lb. Axles	C1TT-18045-C C6PF-18077-DL	— —	— —	66811 66811	— —	— —
1969-64	F-950, F-1000, F-1100 Diesel w/ 7000 lb. Axle	C6PF-18077-DN	—	—	66863	—	—
1967-64	F-600, F-700, F-750	C7PF-18077-A	—	—	—	66957	—
1966-64	F-800, F-850, F-900, F-950, F-1000 w/ 11000 CP Axle — Exc. Diesel	C1TT-18045-D	—	—	34821	—	—
1966-64	F-1000 Diesel w/ 11000, 12000 lb. Axles	C1TT-18045-D	—	—	34821	—	—
1966-64	F-1000 w/ 15000 lb. Axle	C1TT-18045-D	—	—	34821	—	—

FORD TRUCK — FT-Series - Conventional Cab

1997-96	FT-900 w/ Multileaf Spring	F6HT-18045-AA	—	—	65123	—	—
1997-94	FT-900 (Low Profile Vehicle)	F2HT-18080-DA —	— —	74075 —	— 65111	— —	— —
1997-94	FT-900 w/ 52" Multileaf Spring	F4HT-18045-CB	—	—	66629	—	—
1997-94	FT-900 w/ 10000, 12000 Taperleaf Spring	F4HT-18045-DA	—	—	65122	—	—
1997-94	FT-900 with 2700, 3300, 3800, 4000 lb Springs and with 6000, 7000, 8500, 9000 lb Axles	F4HT-18045-AB	—	—	65401	—	—
1997-94	FT-900 with 4500, 6000 lb Taperleaf Springs and with 10000, 13200 lb Axles	F4HT-18045-CB	—	—	66629	—	—
1997-94	FT-900 with 6000 lb Multileaf Spring and with 12000 lb Axle	F4HT-18045-CB	—	—	66629	—	—
1997-94	FT-900 with 14600 lb Multileaf Spring	F4HT-18045-EA	—	—	65482	—	—
1997-94	FT-900 with 15000, 17500, 19000 lb Taperleaf Springs	F4HT-18080-AB	—	—	—	65103	—
1997-94	FT-900 with 21000 lb Taperleaf Spring	F4HT-18080-BA	—	—	—	65102	—
1997-90	FT-900	E6HT-18080-AA	—	—	—	65103	—
1994-Sep 92	FT-900 (Low Profile Vehicle)	E9HS-18045-AA	—	—	65411	—	—
1994-91	FT-900 with 4500, 5000, 6000 lb Springs and with 10000, 11000, 12000 lb Axles	F1HT-18045-AA	—	—	65411	—	—
1994-90	FT-900 w/ 9000 lb. Axle with H.D. Suspension & 12000 lb. Axle	E9HS-18045-AA	—	—	65411	—	—
Aug 92-90	FT-900 (Low Profile Vehicle)	E9HS-18045-AA E9HS-18080-AA	— —	— —	65411 —	— 65464	— —

FORD TRUCK — H and HT Series - Hi-Tilt Cab

1966-61	HT-950 w/ 12000 & 15000 lb. Axle	—	—	—	66863	—	—
1963-61	HT-950 w/ 11000 lb. Axle	—	—	—	66863	—	—

TRUCKS, TRAILERS AND SUSPENSIONS		OEM	STANDARD		GAS		CAB SHOCK	
								
FORD TRUCK — L, LT, LTS - Conventional Cab								
1997-94	L-8000, L-9000, LT-8000, LT-9000 w/ 21000, 23000 lb. 46" Taperleaf Spring	F4HT-18080-BA	—	—	—	65102	—	
1997-91	L-8000, L-9000, LT-8000, LT-9000 w/ 52" Taperleaf Spring	F1HT-18045-GA F1HT-18045-GB	— —	— —	65111 65114	— —	— —	
1997-91	L-8000, L-9000, LT-8000, LT-9000 w/ 58" Parabolic Taperleaf Spring	F1HT-18045-RA F1HT-18045-RB	— —	— —	65112 65112	— —	— —	
1997-91	L-8000, L-9000, LT-8000, LT-9000 w/ Multileaf Spring	F1HT-18045-DA	—	—	66811	—	—	
1997-91	L-8000, L-9000, LT-8000, LT-9000 with 4000, 4500, 5400, 6000, 7200 lb Multileaf Springs and with 9000, 10000, 12000, 16000 lb Axles	F1HT-18045-CB	—	—	66630	—	—	
1997-91	L-8000, L-9000, LT-8000, LT-9000 with 4500, 5400, 6000, 7200, 10000 lb Multileaf Springs and with 10000, 12000, 13200, 16000 lb Axles	F1HT-18045-DB	—	—	66860	—	—	
1990-73	L-800, L-850, L-900, L-9000, LT-800, LT-850, LT-880, LT-900, LT-9000, LTS-800, LTS-850, LTS-900 w/ 7000, 9000, 12000, 16000 lb. Axles	D2HF-18045-BA D7HT-18045-DA	— —	— —	66861 66861	— —	— —	
1990-73	L-800, L-8000, L-900, L-9000, LT-800, LT-880, LT-8000, LT-900, LT-9000 w/ 7000, 9000, 12000 lb. Axles	D2KF-18045-AA D7HF-18045-FA	— —	— —	66811 66811	— —	— —	
1990-73	LTS-800, LTS-850, LTS-900, LTS-9000 w/ 16000 lb. Axle	D0HA-18045-E D2HF-18045-DA D7HT-18045-EA	— — —	— — —	66811 66811 66811	— — —	— — —	
1985-73	L-800, L-8000, L-900, L-9000, LT-800, LT-880, LT-8000, LT-900, LT-9000, LTS-8000, LTS-900, LTS-9000 w/ 7000, 9000, 12000, 16000 lb. Axles	D2HF-18045-AA D2HT-18045-CA	— —	— —	66863 66863	— —	— —	
1981-76	L-800	D2EF-18045-AA D7HT-18045-BA	— —	— —	66811 66811	— —	— —	
—	L-8000, L-9000, LT-8000, LT-9000 w/ Hendrickson Air Suspension	47902-13	—	—	—	65479	—	

FORD TRUCK — LL, LTL - Conventional Cab

1997-91	LL-9000 with 4000, 4500, 5400, 6000, 7200 lb Multileaf Springs and with 9000, 10000, 12000, 16000 lb Axles	F1HT-18045-CB F1HT-18045-KB	— —	— —	66630 65111	— —	— —
1997-91	LL-9000 with 4500, 5000, 6000 lb Springs and with 10000, 11000, 12000 lb Axles	F1HT-18045-DB	—	—	66860	—	—
1985-80	LTL-900, LTL-9000 w/ 7000, 9000, 12000 lb. Axles	D2HF-18045-AA	—	—	66863	—	—

FORD TRUCK — LN & LNT - Conventional Cab

1997-94	LN-7000, LN-8000, LN-9000, LNT-8000, LNT-9000 w/ 21000, 23000 lb. 46" Taperleaf Spring	F4HT-18080-BA	—	—	—	65102	—
1997-91	LN-7000, LN-8000, LN-9000, LNT-8000, LNT-9000 w/ 52" Taperleaf Spring	F1HT-18045-GA F1HT-18045-GB	— —	— —	65111 65114	— —	— —
1997-91	LN-7000, LN-8000, LN-9000, LNT-8000, LNT-9000 w/ 58" Parabolic Taperleaf Spring	F1HT-18045-RA F1HT-18045-RB	— —	— —	65112 65112	— —	— —
1997-91	LN-7000, LN-8000, LN-9000, LNT-8000, LNT-9000 w/ Multileaf Spring	F1HT-18045-DA	—	—	66811	—	—
1997-91	LN-7000, LN-8000, LN-9000, LNT-8000, LNT-9000 with 4000, 4500, 5400, 6000, 7200 lb Multileaf Springs and with 9000, 10000, 12000, 16000 lb Axles	F1HT-18045-CB	—	—	66630	—	—
1997-91	LN-7000, LN-8000, LN-9000, LNT-8000, LNT-9000 with 4500, 5400, 6000, 7200, 10000 lb Multileaf Springs and with 10000, 12000, 13200, 16000 lb Axles	F1HT-18045-DB	—	—	66860	—	—
1990-80	LN-600, LN-700, LN-750 w/ 11000, 13000, 15000, 17000 lb. Axles	D7HT-18080-BA	—	—	—	66957	—
1990-80	LN-600, LN-700, LN-7000, LN-800, LN-8000, LNT-800, LNT-8000 w/ 3000, 3300 lb. Springs and 5000, 5500, 6000, 7000 lb. Axles	D7HT-18045-GA	—	—	66860	—	—
1990-80	LN-600, LN-700, LN-7000, LN-800, LN-8000, LNT-800, LNT-8000 w/ 4400 lb. Spring and 7000, 9000 lb. Axles	D2EF-18045-AA	—	—	66811	—	—

TRUCKS, TRAILERS AND SUSPENSIONS	OEM	STANDARD		GAS		CAB SHOCK
						

FORD TRUCK — LN & LNT - Conventional Cab — Continued





1990-70	LN-800, LN-850, LN-8000, LN-900, LN-900, LN-9000, LNT-800, LNT-850, LNT-880, LNT-8000, LNT-900, LNT-9000 w/ 6000, 7000, 9000, 12000, 16000 lb. Axles	D2HF-18045-BA D7HT-18045-DA	— —	— —	66861 66861	— —	— —
1981-76	LN-800, LN-8000, LN-900, LN-9000, LNT-800, LNT-880, LNT-8000, LNT-900, LNT-9000	D2HF-18045-AA D7HT-18045-CA	— —	— —	66863 66863	— —	— —
1979-76	LN-600, LN-650, LN-700, LN-800	D2EF-18045-AA D7HT-18045-BA	— —	— —	66811 66811	— —	— —
1979-72	LN-600, LN-650, LN-700, LN-750 w/ 11000, 13000, 15000, 17000 lb. Axles	D2TF-18080-HA	—	—	—	66957	—
1979-70	LN-600, LN-650, LN-700, LN-750 w/ 5000, 5500, 6000 & 7000 lb. Axles	D7HT-18045-GA	—	—	66860	—	—
1977-76	LN-800, LN-8000, LN-900, LN-9000, LNT-800, LNT-880, LNT-8000, LNT-900, LNT-9000	D2KF-18045-AA	—	—	66811	—	—
1975-70	LN-700, LN-750 Diesel w/ 9000 lb. Axle	C1TT-18045-C D2EF-18045-AA	— —	— —	66811 66811	— —	— —
1972	LN-500, LN-550 w/ 11000, 13000, 15000, 17000 lb. Axles	D2TF-18080-HA	—	—	—	66957	—
1972-70	LN-500, LN-550 w/ 5000, 5500, 6000 & 7000 lb. Axles	D2TF-18045-GA	—	—	66860	—	—
1971-70	LNT-800, LNT-850, LNT-900 w/ 7000, 9000, 12000 lb. Axles	—	—	—	66863	—	—
—	LN-7000, LN-8000, LN-9000, LNT-8000, LNT-9000 w/ Hendrickson Air Suspension	47902-13	—	—	—	65479	—





FORD TRUCK — Louisville Series - Conventional Cab

1997-96	8500 (101" BBC), 9500 (113" & 122" BBC) Series w/ 8500, 9000 lb. 54" Multileaf Spring	F6HT-18045-JB F6HT-18045-JC	— —	— —	66670 66670	— —	— —
1997-96	8500 (101" BBC), 9500 (113" & 122" BBC) Series w/ 8500, 9000 lb. 54" Taperleaf Springs	F6HT-18045-HB F6HT-18045-HC	— —	— —	65123 65123	— —	— —
1997-96	8500 (101" BBC), 9500 (113" & 122" BBC) Series w/ 10000 lb. 54" Multileaf Spring	F6HT-18045-KA	—	—	66670	—	—
1997-96	8500 (101" BBC), 9500 (113" & 122" BBC) Series w/ 10000, 12000 lb. 54" Taperleaf Springs	F6HT-18045-AC	—	—	65123	—	—
1997-96	8500 (101" BBC), 9500 (113" & 122" BBC) Series w/ 12000 lb. 60" Taperleaf Spring	F6HT-18045-EB F6HT-18045-EC	— —	— —	65429 65429	— —	— —
1997-96	8500 (101" BBC), 9500 (113" & 122" BBC) Series w/ 12000, 13200 lb. 54" Multileaf Springs	F6HT-18045-BC	—	—	66646	—	—
1997-96	8500 (101" BBC), 9500 (113" & 122" BBC) Series w/ 13200, 14600 lb. 54" Taperleaf Spring	F6HT-18045-GB F6HT-18045-GC	— —	— —	65429 65429	— —	— —
1997-96	8500 (101" BBC), 9500 (113" & 122" BBC) Series w/ 14000, 15000, 17500 lb. Multileaf Spring	XC45-18080-AA	—	—	—	65103	—
1997-96	8500 (101" BBC), 9500 (113" & 122" BBC) Series w/ 14600, 16000 lb. 54" Multileaf Springs	F6HT-18045-CC	—	—	66668	—	—
1997-96	8500 (101" BBC), 9500 (113" & 122" BBC) Series w/ 17500, 19000, 23000 lb. 46" Taperleaf Spring	F4HT-18080-AB	—	—	—	65103	—
1997-96	8500 (101" BBC), 9500 (113" & 122" BBC) Series w/ 21000, 23000 lb. 46" Taperleaf Spring	F4HT-18080-BA	—	—	—	65102	—
1997-96	8500 (101" BBC), 9500 (113" & 122" BBC) Series w/ 21000, 23000 lb. 52" Taperleaf Spring	F6HT-18080-JA	—	—	—	65102	—
1997-96	8500 (101" BBC), 9500 (113" & 122" BBC) Series w/ 23000 lb. 52" Taperleaf Softride Spring	F6HT-18080-CA	—	—	—	65103	—
1997-96	8500 (101" BBC), 9500 (113" & 122" BBC) Series w/ Hendrickson HA-210 & HA-230 Rear Air Suspension	47902-28 F6HT-18080-FC	— —	— —	— —	65420 65420	— —
1997-96	8500 (101" BBC), 9500 (113" & 122" BBC) Series w/ Hendrickson HAS-40LH Air Suspension	57241-2 F6HT-18080-DA	— —	— —	— —	65480 65480	— —
1997-96	8500 (101" BBC), 9500 (113" & 122" BBC) Series w/ Neway AD123 Rear Air Suspension	90045099 F6HT-18080-EA	— —	— —	— —	65418 65418	— —

FORD TRUCK — Low Cab Forward

—	LCF500 w/ 6,000 GVW	3586706C2	—	—	66408	—	—
—	LCF600 w/ 17,999 to 19,500 GVW	3586902C2	—	—	—	66409	—

TRUCKS, TRAILERS AND SUSPENSIONS		OEM	STANDARD		GAS		CAB SHOCK	
								
FORD TRUCK — LS & LST - Conventional Cab								
1997-91	LS-8000, LST-8000, LS-9000, LTS-9000 w/ 52" Taperleaf Spring	F1HT-18045-EB	—	—	65112	—	—	
1997-90	LS-8000, LST-8000, LS-9000, LTS-9000 w/ Multileaf Spring	F1HT-18045-CA	—	—	66860	—	—	
1990	LS-8000, LST-8000, LS-9000, LTS-9000 w/ 52" Taperleaf Spring	F1HT-18045-EA	—	—	65112	—	—	
FORD TRUCK — N and NT 89" BBC Conventional Cab								
1969-67	N-750 w/ 9000 lb. Axle	C1TT-18045-C	—	—	66811	—	—	
1969-67	N-850, N-900, N-950 w/ 6000, 7000, 9000, 11000, 12000 lb. Axles	C1TT-18045-C	—	—	66811	—	—	
1969-67	N-850, N-900, N-950, N-1000, NT-850, NT-900, NT-950, NT-1000 w/ 6000, 7000, 9000, 11000, 12000, 15000, 18000 lb. Axles	C1TT-18045-D	—	—	66861	—	—	
1969-64	N-500, N-550, N-600, N-650, N-700, N-750	C7PF-18077-A D2TF-18080-HA	— —	— —	— —	66957 66957	— —	
1969-64	N-500, N-550, N-600, N-650, N-700, N-750 w/ 5000, 6000, 7000, & 9000 lb. Axle	D2TF-18045-GA	—	—	66860	—	—	
1969-64	N-800, N-850, N-900 Gas w/ 6000 & 7000 lb. Axle	C6PF-18077-DL	—	—	66811	—	—	
1969-64	N-800, N-850, N-900, N-950 w/ 6000 & 7000 lb. Axle — Exc. Diesel	C1TT-18045-C	—	—	66811	—	—	
1969-64	N-1100 w/ 11000 thru 15000 lb. Axles	C6PF-18077-DN	—	—	66863	—	—	
1967-64	N-600, N-650, N-700, N-750 w/ 6000 & 7000 lb. Axle	C6PF-18077-DL	—	—	66811	—	—	
FORD TRUCK — P Series-Parcel Delivery								
1979-78	P-600	D7HT-18045-HA D7HT-18080-CA	— —	— —	66828 —	— 66957	— —	
1976-57	P-350 & 3500	—	—	—	—	66801	—	
1976-57	P-400 & 4000 — Exc. H.D. Springs	—	—	—	—	66801	—	
1976-57	P-400 & 4000 w/ H.D. Springs	—	—	—	66828	66801	—	
1976-57	P-500, P-5000	—	—	—	66828	66957	—	
FORD TRUCK — T Series - Conventional Tandem								
1969-64	T-750, T-800, T-850, T-900, T-950 w/ 6000, 7000, 9000, 11000, 12000, 15000, 18000 lb. Axles	C1TT-18045-D	—	—	66861	—	—	
1969-64	T-750, T-800, T-850, T-900, T-950 w/ 9000 thru 15000 lb. Axles	C1TT-18045-E C6PF-18077-DN	— —	— —	66863 66863	— —	— —	
FORD TRUCK — W and WT Series - Hi-Tilt Cab Highway Tractor								
1977-73	W-900, WT-900 w/ 11000, 12000 & 15000 lb. Axle	C6TA-18045-Y C6TA-18045-Z	74069 74069	— —	— —	— —	— —	
1977-73	W-900, WT-900 w/ Air Suspension	D2HZ-18080-A D4HA-18080-AA	— —	— —	— —	66894 66894	— —	
1971-66	W-900, W-950, W-1000, WT-900, WT-950, WT-1000 w/ 11000 lb. Axle	D2HA-18045-E2A D2HA-18045-E2B	74006 74006	— —	— —	— —	— —	
1971-66	W-900, W-950, W-1000, WT-900, WT-950, WT-1000 w/ 12000 & 15000 lb. Axle	C6TA-18045-Z	74069	—	—	—	—	
FREIGHTLINER TRUCK — Argosy								
—	All (Steering Axle) w/ Low Profile Air Suspension	10-13021-000	—	—	65139	—	—	
—	All (Steering Axle) w/ Taperleaf Spring Suspension	10-12703-000 10-12704-000	— —	— —	65139 65139	— —	— —	
—	All (Drive Axle) w/ FAS II Air Suspension	16-13957-000 16-15817-000 680339	— — —	74425 74425 74425	— — —	65490 65490 65490	— — —	
—	All (Drive Axle) w/ Low Profile Air Suspension	16-14259-000 16-16577-000	— —	74433 74433	— —	65489 65489	— —	
—	All (Cab Shock) w/ O.E. Number	18-37813-000	—	—	—	—	66105	

TRUCKS, TRAILERS AND SUSPENSIONS		OEM	STANDARD		GAS		CAB SHOCK
							
FREIGHTLINER TRUCK — Business Class FL112 - Conventional Truck & Tractor							
—	112 Conventional Series (Steering Axle)	10-12046-000 10-13021-000	74073 —	— —	65103 65139	— —	— —
—	112 Conventional Series (Steering Axle) w/ P2 Chassis	10-12470-000 10-12542-000	— —	— —	65138 65435	— —	— —
—	112 Conventional Series (Steering Axle) w/ PE Chassis	16-13947-000	—	—	65408	—	—
—	112 Conventional Series (Drive Axle) w/ FAS II Air Suspension	16-13957-000 16-15817-000	— —	74425 74425	— —	65490 65490	— —
—	112 Conventional Series (Cab Shock) w/ O.E. Number	1201-1044 1202-1044	— —	— —	— —	— —	66162 66162
FREIGHTLINER TRUCK — Business Class M2 Series - Conventional Truck & Tractor							
—	All w/ 6,000 to 13,000 GVW	10-12388-000 10-12390-000 10-12396-000	— — —	— — —	65140 65140 65140	— — —	— — —
—	All w/ 10,000 to 13,000 GVW	16-14259-000	—	—	—	65489	—
—	M2 Series (Drive Axle) w/ 52" Spring (10000-15000lb.)	16-16486-000	—	—	—	66407	—
—	M2 Series (Drive Axle) w/ 52" Spring (18000-23000lb.)	16-16442-000	—	—	—	66407	—
—	M2 Series (Drive Axle) w/ 60" Spring (18000-23000lb.)	16-15765-000	—	—	—	65153	—
—	M2 Series (Drive Axle) w/ Low Profile Air Suspension (10000-15000lb.)	16-14259-000 16-16577-000	— —	74433 74433	— —	65489 65489	— —
—	M2 Series (Cab Shock) w/ Air Spring Suspension	18-47350-000	—	—	—	—	66124
FREIGHTLINER TRUCK — Business Class MB/FL 50, 60, 70, 80 Series - Conventional Truck & Tractor							
—	FL 60, 70 Series (Cab Shock) w/ O.E. Number	18-29846-000 18-30378 18-30378-000 1202-0054	— — — —	— — — —	— — — —	— — — —	66147 66118 66118 66104
—	MB/FL 50, 60, 70, 80 Series (Steering Axle) w/ 6,000 - 9,000 lb. Spring	680-323-0200 654654	— —	— —	66613 66613	— —	— —
—	MB/FL 50, 60, 70, 80 Series (Steering Axle) w/ 9000, 11000, 12000 lb. Spring	680-323-0300 665538	— —	— —	65482 65482	— —	— —
—	MB/FL 50, 60, 70, 80 Series (Steering Axle) w/ 11000 lb. Spring & Up	680-323-0300	—	—	65482	—	—
—	MB/FL 50, 60, 70, 80 Series (Drive Axle) w/ 15,000 lb. Spring	680-326-0000 650526 LM685-326-0100	— — —	— — —	— — —	66615 66687 66687	— — —
—	MB/FL 50, 60, 70, 80 Series (Drive Axle) w/ FAS Airliner Suspension	16-11133-000	—	—	—	66957	—
—	MB/FL 50, 60, 70, 80 Series (Drive Axle) w/ FAS II Air Suspension	16-13957-000 16-15817-000 680339	— — —	74425 74425 74425	— — —	65490 65490 65490	— — —
FREIGHTLINER TRUCK — Cargo - FC70 & FC80							
—	FC70 & FC80 (Steering Axle) w/ 6,000 - 9,000 lb. Spring	680-323-0200 654654	— —	— —	66613 66613	— —	— —
—	FC70 & FC80 (Steering Axle) w/ 11000 - 12000 lb. Spring	680-323-0300 665538	— —	— —	65482 65482	— —	— —
—	FC70 & FC80 (Drive Axle) w/ FAS II Air Suspension	16-13957-000 16-15817-000 680339	— — —	74425 74425 74425	— — —	65490 65490 65490	— — —
FREIGHTLINER TRUCK — Century Class C112, C120 - Conventional Truck & Tractor							
—	C112, C120 Long Conventional Series (Steering Axle) w/ 1½ Taperleaf Spring	10-13063-000	—	—	65139	—	—
—	C112, C120 Long Conventional Series (Steering Axle) w/ Low Profile Suspension	10-12703-000 10-12704-000	— —	— —	65139 65139	— —	— —
—	C112, C120 Long Conventional Series (Steering Axle) w/ Taperleaf Spring Suspension	10-12542-000 10-13021-000	— —	— —	65435 65139	— —	— —
—	C112, C120 Long Conventional Series (Drive Axle)	16-14794-000	—	—	—	66403	—

TRUCKS, TRAILERS AND SUSPENSIONS		OEM	STANDARD		GAS		CAB SHOCK
							
FREIGHTLINER TRUCK — Century Class C112, C120 - Conventional Truck & Tractor — Continued							
—	C112, C120 Long Conventional Series (Drive Axle) w/ FAS II Air Suspension	16-13957-000 16-15817-000 680339	— — —	74425 74425 74425	— — —	65490 65490 65490	— — —
—	C112, C120 Long Conventional Series (Drive Axle) w/ Low Profile Air Suspension	16-14259-000	—	74433	—	65489	—
—	C112, C120 Long Conventional Series (Cab Shock) w/ O.E. Number	18-30378-000 18-32999-000 18-32999-001 18-41762-000 18-41762-001 18-41762-002	— — — — — —	— — — — — —	— — — — — —	— — — — — —	66118 66118 66122 66118 66121 66122
FREIGHTLINER TRUCK — Century Class CST112 Series - Tractor							
—	CST112 Conventional Series (Steering Axle) w/ 1½ Taperleaf 12000 lb. Spring	10-13211-000	—	—	65148	—	—
—	CST112 Conventional Series (Cab Shock) w/ O.E. Number	18-41762-000 18-41762-001 18-41762-002	— — —	— — —	— — —	— — —	66118 66121 66122
FREIGHTLINER TRUCK — Classic & Classic XL							
—	All (Steering Axle) w/ 1½ Taperleaf 12000 lb. Spring	10-13211-000	—	—	65148	—	—
—	All (Drive Axle) w/ FAS II Air Suspension	16-13957-000 16-13957-003 16-15817-000 680339	— — — —	74425 74425 74425 74425	— — — —	65490 65490 65490 65490	— — — —
—	Classic Series (Steering Axle)	10-12032-002	74073	—	65103	—	—
—	Classic Series (Cab Shock) w/ O.E. Number	18-29846-000	—	—	—	—	66147
—	Classic XL Series (Steering Axle)	10-12032-004 70029 680009	74073 74029 74028	— — —	65103 — —	— — —	— — —
FREIGHTLINER TRUCK — Columbia							
—	All (Steering Axle)	10-13063-000	—	—	65139	—	—
—	All (Steering Axle) w/ 1½ Taperleaf 12000 lb. Spring	10-13211-000	—	—	65148	—	—
—	All (Drive Axle) w/ FAS II Air Suspension	16-13957-000 16-13957-003 16-15817-000 680339	— — — —	74425 74425 74425 74425	— — — —	65490 65490 65490 65490	— — — —
—	All (Cab Shock) w/ O.E. Number	18-29846-000 18-41762-000	— —	— —	— —	— —	66147 66118
FREIGHTLINER TRUCK — Coronado							
—	All (Steering Axle) w/ 1½ Taperleaf 12000 lb. Spring	10-13211-000	—	—	65148	—	—
—	All (Drive Axle) w/ FAS II Air Suspension	16-13957-000 16-13957-003 16-15817-000 680339	— — — —	74425 74425 74425 74425	— — — —	65490 65490 65490 65490	— — — —
—	All (Cab Shock) w/ O.E. Number	18-41762-000 18-41762-001 18-41762-002	— — —	— — —	— — —	— — —	66118 66121 66122
FREIGHTLINER TRUCK — Custom Chassis							
—	M-Line Walkin Van (Steering Axle) MT-FD 16 (UPS Truck)	P117146	—	—	66691	—	—
—	M-Line Walkin Van (Drive Axle) MT-FD 16 (UPS Truck)	P117099	—	—	—	66692	—
—	MC Chassis (Steering Axle)	654918 P117146	— —	— —	66691 66691	— —	— —
—	MC Chassis (Drive Axle)	654875 P117099	— —	— —	— —	66692 66692	— —
—	MP14 & MP19 Chassis	16-15475-000 654958 P117253	— — —	— — —	66697 66697 66697	— — —	— — —

TRUCKS, TRAILERS AND SUSPENSIONS	OEM	STANDARD		GAS		CAB SHOCK
						

FREIGHTLINER TRUCK — Custom Chassis — Continued





—	MT45 Walk-In Van (Steering Axle) w/ 35" Front Spring w/ 38" Front Spring	16-15474-000	—	—	66402	—	—
		16-15473-000	—	—	66402	—	—
		16-15089-000	—	—	66697	—	—
—	MT45 Walk-In Van (Drive Axle)	16-14562-000	—	—	—	66615	—
		16-15064-000	—	—	—	66405	—
		16-15394-000	—	—	—	66615	—
—	MT55 Walk-In Van (Steering Axle) w/ 35" Front Spring w/ 38" Front Spring	16-15473-000	—	—	66402	—	—
		16-15089-000	—	—	66697	—	—
—	MT55 Walk-In Van (Drive Axle)	16-15436-000	—	—	—	66403	—
		16-15705-000	—	—	—	66692	—
		16-15934-000	—	—	—	66692	—
		16-16262-000	—	—	—	66692	—
		16-16542-000	—	—	—	66403	—





FREIGHTLINER TRUCK — FLA, FLB Series - COE Truck & Tractor

—	COE Series (Steering Axle)	10-12030-002	74073	—	65103	—	—
		10-12032-000	74073	—	65103	—	—
		10-12032-001	74073	—	65103	—	—
		10-12032-002	74073	—	65103	—	—
		10-12032-003	74073	—	65103	—	—
		10-12032-004	74073	—	65103	—	—
		70042	74028	—	—	—	—
		535228	74028	—	—	—	—
680009	74028	—	—	—	—		
—	COE Series (Drive Axle) w/ Airliner Rolling Lobe Spring Air Suspension	16-13947-000	—	—	—	65408	—
		681-326-0400	—	—	—	65408	—
—	COE Series (Drive Axle) w/ Convolute Spring Air Suspension	16-12117-000	—	—	—	65407	—
—	COE Series (Drive Axle) w/ FAS II Air Suspension	16-13957-000	—	74425	—	65490	—
		16-15817-000	—	74425	—	65490	—
		680339	—	74425	—	65490	—
—	COE Series (Drive Axle) w/ Rear Air Suspension	16-10680-0	—	—	—	66716	—
		16-10688-0	—	—	—	66957	—
		535227	—	—	—	66957	—
		650224	—	—	—	66957	—
		651352	—	—	—	66716	—
		660235	—	—	—	66716	—
665236	—	—	—	66957	—		
—	COE Series (Tag Axle) w/ Neway Air Suspension	90044162	—	—	—	66893	—
—	COE Series (Cab Shock) w/ O.E. Number	681-891-0205	—	—	—	—	66112
		1202-0054	—	—	—	—	66104

FREIGHTLINER TRUCK — FLC & FLD Series - 112 & 120 Conventional Truck & Tractor

—	112 Conventional Series (Steering Axle)	10-12030-002	74073	—	65103	—	—
		10-12032-000	74073	—	65103	—	—
		10-12032-001	74073	—	65103	—	—
		10-12032-002	74073	—	65103	—	—
		10-12032-003	74073	—	65103	—	—
		10-12032-004	74073	—	65103	—	—
		681-323-0900	—	—	66658	—	—
—	112 Conventional Series (Steering Axle) w/ Low Profile Air Suspension	10-13021-000	—	—	65139	—	—
—	112 Conventional Series (Drive Axle) w/ Airliner Rolling Lobe Spring Air Suspension	16-13947-000	—	—	—	65408	—
		681-326-0400	—	—	—	65408	—
—	112 Conventional Series (Drive Axle) w/ Convolute Spring Air Suspension	16-12117-000	—	—	—	65407	—
—	112 Conventional Series (Drive Axle) w/ FAS II Air Suspension	16-13957-000	—	74425	—	65490	—
		16-15817-000	—	74425	—	65490	—
		680339	—	74425	—	65490	—

TRUCKS, TRAILERS AND SUSPENSIONS		OEM	STANDARD		GAS		CAB SHOCK
							
FREIGHTLINER TRUCK — FLC & FLD Series - 112 & 120 Conventional Truck & Tractor — Continued							
—	112 Conventional Series (Drive Axle) w/ Low Profile Air Suspension	16-14259-000	—	74433	—	65489	—
—	112 Conventional Series (Drive Axle) w/ Rear Air Suspension	16-10680-0 16-10688-0 535227 650224 651352 660235 665236	— — — — — — —	— — — — — — —	— — — — — — —	66716 66957 66957 66957 66716 66716 66957	— — — — — — —
—	112 Conventional Series (Tag Axle) w/ Neway Air Suspension	90044162	—	—	—	66893	—
—	112 Conventional Series (Cab Shock) w/ Link Cab Suspension	1201-0012 1201-1043 1201-1044 1202-0012 1202-1043 1202-1044	— — — — — —	— — — — — —	— — — — — —	— — — — — —	66178 66162 66181 66162 66181 66178 66162 66181 66162 66181
—	112 Conventional Series (Cab Shock) w/ O.E. Number	18-29846-000 18-41762-001 1202-1043 1202-1044	— — — —	— — — —	— — — —	— — — —	66147 66121 66162 66162
—	120 Conventional Series (Steering Axle)	10-12030-002 10-12032-000 10-12032-001 10-12032-002 70042 535228 680009	74073 74073 74073 74073 74028 74028 74028	— — — — — — —	65103 65103 65103 65103 — — —	— — — — — — —	— — — — — — —
—	120 Conventional Series (Steering Axle) w/ Low Profile Air Suspension	10-13021-000	—	—	65139	—	—
—	120 Conventional Series (Drive Axle) w/ Airliner Rolling Lobe Spring Air Suspension	16-13947-000 681-326-0400	— —	— —	— —	65408 65408	— —
—	120 Conventional Series (Drive Axle) w/ Convolute Spring Air Suspension	16-12117-000	—	—	—	65407	—
—	120 Conventional Series (Drive Axle) w/ FAS II Air Suspension	16-13957-000	—	74425	—	65490	—
—	120 Conventional Series (Drive Axle) w/ Low Profile Air Suspension	16-14259-000	—	—	—	65489	—
—	120 Conventional Series (Drive Axle) w/ Rear Air Suspension	16-10688-0 535227 650224 651352 660235 665236	— — — — — —	— — — — — —	— — — — — —	66957 66957 66957 66716 66716 66957	— — — — — —
—	120 Conventional Series (Tag Axle) w/ Neway Air Suspension	90044162	—	—	—	66893	—
—	120 Conventional Series (Cab Shock) w/ O.E. Number	18-29846-000	—	—	—	—	66147
FREIGHTLINER TRUCK — Legacy							
—	All (Steering Axle)	681-323-0900	—	—	66658	—	—
—	All (Drive Axle) w/ FAS II Air Suspension	16-13957-000 16-13957-003 16-15817-000 680339	— — — —	74425 74425 74425 74425	— — — —	65490 65490 65490 65490	— — — —
FRUEHAUF SUSPENSION							
—	L Suspension	UCD-6216-001	—	—	—	66893	—

TRUCKS, TRAILERS AND SUSPENSIONS		OEM	STANDARD		GAS		CAB SHOCK	
								
FRUEHAUF SUSPENSION — Continued								
—	Models w/ Air Suspension	UCE-1295-001 UCE-1295-901	— —	— 74405	— —	65410 —	— —	
—	Models w/ Lift Axle	UCE-9399-001	—	—	—	66833	—	
—	Models w/ O.E. Number	5352858 UCA-01113 UCA-5431 UCD-6216-001 UEY-1124-001	— — — — —	74003 74006 74003 — —	— — — — —	— — — 66893 66878	— — — — —	
—	NT Suspension w/ Drop Frame	680298 UCE-8339-901 UCF-8339-001 UCF-8339-002	— — — —	— — — —	— — — —	65421 65421 65421 65421	— — — —	
—	T Suspension	UCE-1295-001 UCE-1295-901	— —	— 74405	— —	65410 —	— —	
—	W24T1 Suspension	UCE-2983-000 UCE-2983-001	— —	— —	— —	65417 65417	— —	
FRUEHAUF TRAILER								
—	Models w/ Air Suspension	680298 UCE-1295-001 UCE-1295-901 UCE-8339-901 UCF-8339-001 UCF-8339-002	— — — — — —	— — 74405 — — —	— — — — — —	65421 65410 — 65421 65421 65421	— — — — — —	
—	Models w/ Lift Axle	UCE-9399-001	—	—	—	66833	—	
—	Models w/ O.E. Number	5352858 UCA-01113 UCA-5431 UCD-6216-001 UEY-1124-001	— — — — —	74003 74006 74003 — —	— — — — —	— — — 66893 66878	— — — — —	
—	W24T1 Suspension	UCE-2983-001	—	—	—	65417	—	
FWD TRUCK								
—	Models w/ O.E. Number	450739	74028	—	—	—	—	
GENERAL TRAILER CO.								
—	Models w/ O.E. Number	120-1 12608 650147 CC-512 CC-514 —	— — — — — —	— — — — — —	— — — — — —	66884 66884 66884 66884 66884 66898	— — — — — —	
GMC TRUCK — 3500 Series								
1966-63	Standard and Heavy Duty Truck	—	—	—	—	66833	66878	—
1962-60	3500	—	—	—	—	—	66878	—
GMC TRUCK — 4000 Series								
1966-63	Standard and Heavy Duty Truck	—	—	—	—	66833	66878	—
1962-60	4000, B-4000, L-4000, S-4000 w/ H-130, H-150, T-150 and 13800 Axle	—	—	—	—	—	66878	—
GMC TRUCK — 9500 Series								
1989-77	M, N Chassis - 114" BBC Conventional & 108" BBC Aluminum Conventional Cab	3171069 22046483	74006 74006	— —	— —	— —	— —	— —
1989-77	M, N Chassis - 114" BBC Conventional & 108" BBC Aluminum Conventional Cab w/ Rear GM Air-Ride Suspension (4 Req'd.)	3171069 22046483	— —	74006 74006	— —	— —	— —	— —

TRUCKS, TRAILERS AND SUSPENSIONS		OEM	STANDARD		GAS		CAB SHOCK
							





GMC TRUCK — 9500 Series — Continued

1989-73	D, F Chassis - 54" BBC Aluminum Tilt Cab	3171069 22012065 22046483	74006 74006 74006	— — —	— — —	— — —	— — —
1989-73	D, F Chassis - 54" BBC Aluminum Tilt Cab w/ Rear GM Air-Ride Suspension (4 Req'd.)	3171069 22012065 22046483	— — —	74006 74006 74006	— — —	— — —	— — —
1989-73	H, J Chassis - 92" BBC Conventional Cab	3171069 22046483	74006 74006	— —	— —	— —	— —
1989-73	H, J Chassis - 92" BBC Conventional Cab w/ Rear GM Air-Ride Suspension (4 Req'd.)	3171069 22012065 22046483	— — —	74006 74006 74006	— — —	— — —	— — —
1980-73	T, W Chassis - 72" BBC Steel Tilt Cab	5552452 22012091	74025 74025	— —	— —	— —	— —
1972	92" BBC Conventional Cab w/ 637, 671, NHC 250 & NH230 Engines	4940614 4963854	— —	— —	66841 66841	— —	— —
1972	92" BBC Conventional Cab w/ V-8 71, NHC 270, NTC 335 & V-8 903 Engines	3171069 22046483	74006 74006	— —	— —	— —	— —
1972	114" BBC Conventional Cab 6 x 4 w/ V-8 903 & NTC 350 Engines	3171069 22046483	74006 74006	— —	— —	— —	— —
1972	114" BBC Conventional Cab w/ V-8 71 Engine	4940614 4963854	— —	— —	66841 66841	— —	— —
1972-66	48" BBC Aluminum Tilt Cab	5552454	74028	—	—	—	—
1972-66	54" BBC Aluminum Tilt Cab	3171069 22046483	74006 74006	— —	— —	— —	— —
1972-66	72" BBC Steel Tilt Cab	5552452 22012091	74025 74025	— —	— —	— —	— —
1972-66	92" & 114" BBC Conventional Cab w/ 7000, 9000, 12000 lb. Axles	3171069 22046483	74006 74006	— —	— —	— —	— —
1968-67	Truck and School Bus — Exc. 92" BBC Conventional Cab	—	—	—	66833	66878	—
1968-66	92" BBC Conventional Cab	—	—	—	66841	66878	—
1967	92" & 114" BBC Conventional Cab	3171068 3192657 4940614 4963853 4963854	— — — — —	— — — — —	66841 66841 66841 66841 66841	— — — — —	— — — — —
1967	114" BBC Conventional Cab	3171069 22046483	74006 74006	— —	— —	— —	— —





GMC TRUCK — C-Series/Topkick (Inc. C4500-C8500)





2007-00	PS4620P, 4650P Step Van (Walk-In)	15123676 15174898	— —	— —	65161• 65161•	— —	— —
2007-90	C Chassis - Conventional Cab	15123676 15174898 15887728	— — —	— — —	65161• 65161• 65161•	— — —	— — —
2002-90	Conventional Cab (Steering Axle)	15588554 22064230	— —	— —	66628 65161• 66628 65161•	— —	— —
2002-90	Conventional Cab (Drive Axle) w/ 13500, 15000 lb. Taperleaf Springs	22064231	—	74077	—	—	—
2002-90	Conventional Cab (Drive Axle) w/ 15000, 23500 lb. Multileaf Springs	22064232	—	—	—	66626	—
2002-90	Conventional Cab (Drive Axle) w/ 16900 lb. Taperleaf Springs	22064489	—	74079	—	—	—
2002-90	Conventional Cab (Drive Axle) w/ 23000 lb. Taperleaf Springs	22064233	—	74076	—	65413	—
2002-90	Conventional Cab (Drive Axle) w/ Hendrickson Air Suspension	12474917 15740554	— —	— —	— —	65420 65420	— —
2002-90	Conventional Cab (Drive Axle) w/ Hendrickson Air Suspension (23000 lb.)	12474915 15963161	— —	— —	— —	65479 65479	— —





• New Part Number, Check availability before placing order.

TRUCKS, TRAILERS AND SUSPENSIONS		OEM	STANDARD		GAS		CAB SHOCK
							
GMCTRUCK — C-Series/Topkick (Inc. C4500-C8500) — Continued							
1996-90	C Chassis - Conventional Cab	15588554 22064230	— —	— —	66628 65161• 66628 65161•	— —	— —
1996-90	C Chassis - Conventional Cab with 11000, 13500, 15000 lb Taperleaf Springs	22064231	—	74077	—	—	—
1996-90	C Chassis - Conventional Cab with 15000, 19000, 21000 lb Multileaf Springs	22064232 22064432	— —	— —	— —	66626 65108	— —
1996-90	C Chassis - Conventional Cab with 16900 lb Taperleaf Spring (Low Profile Vehicle)	22064489	—	74079	—	—	—
1996-90	C Chassis - Conventional Cab with 19000, 21000 lb Taperleaf Springs	22064233	—	74076	—	65413	—
1996-90	C Chassis - Conventional Cab with 21000 lb Taperleaf Spring	22064489	—	74079	—	—	—
1996-90	C Chassis - Conventional Cab with 21000 lb Taperleaf Spring (Low Profile Vehicle)	22064402	—	74078	—	65470	—
1989-79	C Chassis - Conventional Cab	22002295 22007753 22017530 22017531	— — — —	— — — —	66913 66913 66913 66913	— — — —	— — — —
1989-79	C, M Chassis - 97" BBC Conventional Cab	22002294 22002295 22007752 22007753 22017530 22017531	— — — — — —	— — — — — —	34912 66913 34912 66913 66913 66913	— — — — — —	— — — — — —
1989-79	C, M Chassis - 97" BBC Conventional Cab w/ 18,500, 20,800 & 23,000 lb. Rear Axles	22012095 22012166	— —	— —	— —	66833 66833	— —
1989-76	C Chassis - Conventional Cab	22002294 22007752 22012096 22012196	— — — —	— — — —	66637 66637 — —	— — 66878 66878	— — — —
1989-76	C, M Chassis - Conventional Cab	22002294 22007752 22052236	— — —	— — —	34912 34912 65116	— — —	— — —
1989-76	C, M Chassis - Conventional Cab w/ 9000 & 12000 lb. Axle	22002295 22017530 22017531	— — —	— — —	66913 66913 66913	— — —	— — —
1989-73	C Chassis - Conventional Cab	22012095 22012166	— —	— —	— —	66833 66833	— —
1989-73	C Chassis - Conventional Cab — Exc. with 18,500, 20,800, & 23,000 lb. Rear Axles	3192892 22012096 22012169	— — —	— — —	— — —	66878 66878 66878	— — —
1989-73	C Chassis - Conventional Cab w/ 18,500, 20,800 & 23,000 lb. Rear Axles	4940606 22012095 22012166	— — —	— — —	— — —	66833 66833 66833	— — —
1986-73	H, J, M Chassis - 92" & 114" BBC Conventional Cab	3171069 22046483	— —	74006 74006	— —	— —	— —
1982-79	H, J Chassis - 92" BBC Conventional Cab 4 x 2 w/ Air Suspension	3171069 22012065 22046483	— — —	74006 74006 74006	— — —	— — —	— — —
1982-79	H, J Chassis - 92" BBC Conventional Cab 4 x 2 w/ F090 & F120 Axles	3171069 22012065 22046483	— — —	74006 74006 74006	— — —	— — —	— — —
1981-79	C, M Chassis - 97" BBC Conventional Cab — Exc. with 18,500, 20,800, & 23,000 lb. Rear Axles	22012096 22012169	— —	— —	— —	66878 66878	— —
1981-78	H, J Chassis - 92" BBC Conventional Cab	4963854 4984526	— —	— —	66841 66841	— —	— —
1981-73	H, J Chassis - 92" BBC Conventional Cab w/ V-6, V-8 Gas Engine	4940614 4963854	— —	— —	66841 66841	— —	— —

• New Part Number, Check availability before placing order.

TRUCKS, TRAILERS AND SUSPENSIONS		OEM	STANDARD		GAS		CAB SHOCK
							
GMC TRUCK — C-Series/Topkick (Inc. C4500-C8500) — Continued							
1980-78	PS4620P, 4650P Step Van (Walk-In)	22002293 22007751	— —	— —	66833 66833	— —	— —
1980-77	H, J Chassis - 92" BBC Conventional Cab	4963854 4984526	— —	— —	66841 66841	— —	— —
1980-75	C Chassis - Conventional Cab	4975510	—	—	66878	—	—
1980-73	C Chassis - Conventional Cab	3192892 4975467 4975494 22007750 22012096 22012169	— — — — — —	— — — — — —	— 66886 66886 66886 — —	66878 — — — 66878 66878	— — — — — —
1980-73	C, M Chassis - Conventional Cab	4940606 22012095 22012166	— — —	— — —	— — —	66833 66833 66833	— — —
1980-73	C, T Chassis - Conventional & Tilt Cab w/ 5000 & 7000 lb. Axle	3192890 4940606 4940662 4975497 22002293 22007701 22007751 22012095	— — — — — — — —	— — — — — — — —	66833 66833 66833 66833 66833 66833 66833 66833	— — — — — — — —	— — — — — — — —
1980-73	H, J, M Chassis - 92" & 114" BBC Conventional Cab	3171069 22046483	74006 74006	— —	— —	— —	— —
1980-73	R Chassis - Rear Engine Bus	5552451 5552452 5552456 22012090 22012091	74029 — — 74029 —	— 74025 74001 — 74025	— — — — —	— — — — —	— — — — —
1980-72	PS4620P, 4650P Step Van (Walk-In)	3192892 22012096	— —	— —	— —	66878 66878	— —
1977	PS4620P, 4650P Step Van (Walk-In)	22012095 22012096 22012166 22012169	— — — —	— — — —	66833 66878 66833 66878	— — — —	— — — —
1976-75	C, M Chassis - Conventional Cab	4975510	—	—	66878	—	—
1976-75	C, M Chassis - Conventional Cab w/ 9000 & 12000 lb. Axle	4975511	—	—	66913	—	—
1976-72	PS4620P, 4650P Step Van (Walk-In)	3192890 4940606 4975497 22002293 22007701 22007751 22012095	— — — — — — —	— — — — — — —	66833 66833 66833 66833 66833 66833 66833	— — — — — — —	— — — — — — —
1975-73	C Chassis - Conventional Cab w/ 5000 & 7000 lb. Axle	4975467 4975494 22007750	— — —	— — —	66886 66886 66886	— — —	— — —
1975-73	C, M Chassis - Conventional Cab w/ 9000 & 12000 lb. Axle	3192890 4940606 4975497 22007751 22012095	— — — — —	— — — — —	66833 66833 66833 66833 66833	— — — — —	— — — — —
1972-70	72" BBC Tilt Cab w/ Air Brakes — Exc. Gas Engine	3171462 4940606 22012095	— — —	— — —	66833 66833 66833	— — —	— — —
1972-70	72" BBC Tilt Cab w/ Air Brakes & Gas Engine	5552452 22012091	74025 74025	— —	— —	— —	— —
1972-66	72" BBC Tilt Cab	5544060	74028	—	—	—	—
1972-66	72" BBC Tilt Cab w/ V-6 2 Cycle Diesel Engine 19101 and 19201 Axle	4940600	—	—	—	66894	—

TRUCKS, TRAILERS AND SUSPENSIONS		OEM	STANDARD		GAS		CAB SHOCK	
								
GMC TRUCK — C-Series/Topkick (Inc. C4500-C8500) — Continued								
1972-66	72" BBC Tilt Cab w/ V-6 Diesel 2 Cycle Engine 17221 Axle	3192892 22012096	— —	— —	— —	66878 66878	— —	
1972-66	92" BBC Conventional Cab w/ 7000 & 9000 lb. Axles	3171069 22046483	74006 74006	— —	— —	— —	— —	
1972-66	92" BBC Conventional Cab w/ Tapered 2-Leaf Softride 7000 & 9000 lb. Rating and F070, F090, F120 Axle (7000, 9000, & 12000 lb.)	3171068 3192657 4940614 4963853 4963854	— — — — —	— — — — —	66841 66841 66841 66841 66841	— — — — —	— — — — —	
1972-66	92" BBC Conventional Cab w/ Tapered 2-Leaf Softride 11000 lb. Rating and F120 Axle (12000 lb.)	3171069 22046483	74006 74006	— —	— —	— —	— —	
1972-66	CE-4500, CS-4500 Conventional Cab w/ V-8 Gas or In-line 6 Gas Engines	3192892 22012096	— —	— —	66878 66878	66878 66878	— —	
1972-66	CE-5500, CG-5500, CM-5500, CS-5500 Conventional Cab	3192892 22012096	— —	— —	— —	66878 66878	— —	
1972-66	CE-5500, CS-5500 Conventional Cab w/ V-8 Gas or In-line 6 Gas Engines	3192891 3192892 22012096	— — —	— — —	66878 66878 66878	— — —	— — —	
1972-66	CE-6500, CM-6500 Conventional Cab w/ V-6 Diesel or V-8 Gas Engines	3192892 22012096	— —	— —	— —	66878 66878	— —	
1972-66	CE-6500, ME-6500 Conventional Cab w/ 11000 lb. Axle V-8 Gas Engine	3192890 4940606 22012095	— — —	— — —	66833 66833 66833	— — —	— — —	
1972-66	CE-6500, ME-6500 Conventional Cab w/ V-8 Gas Engine — Exc. 11000 lb. Axle	3192891 3192892 22012096	— — —	— — —	66878 66878 66878	— — —	— — —	
1972-66	CG-5500, CM-5500, T-5500 Conventional & Tilt Cab w/ V-6 Gas or Diesel Engines	3192890 4940606 22012095	— — —	— — —	66833 66833 66833	— — —	— — —	
1972-66	CM-6500, TE-6500, TM-6500 Conventional Cab w/ V-6 Diesel or V-8 Gas Engines	3192890 4940606 22012095	— — —	— — —	66833 66833 66833	— — —	— — —	
1972-66	EG-4500, EM-4500, ES-4500 Cab/Cowl w/ V-6 Gas or Diesel or In-line 6 Gas Engines	3171068 3171462 3192657 3192890 4940614 4963853 4963854 22012095	— — — — — — — —	— — — — — — — —	66841 — 66841 — 66841 66841 66841 —	— 66833 — 66833 — — — 66833	— — — — — — — —	
1972-66	EG-5500, EM-5500, ES-5500 Cab/Cowl w/ 6 Cyl. Engines	3171068 3171462 3192657 3192890 4940614 4963853 4963854 22012095	— — — — — — — —	— — — — — — — —	66841 — 66841 — 66841 66841 66841 —	— 66833 — 66833 — — — 66833	— — — — — — — —	
1972-66	EG-6500, DM-6500, ES-6500 Cab/Cowl w/ V-6 Gas or Diesel or In-line 6 Gas Engines	3171068 3171462 3192657 3192890 4940614 4963853 4963854 22012095	— — — — — — — —	— — — — — — — —	66841 — 66841 — 66841 66841 66841 —	— 66833 — 66833 — — — 66833	— — — — — — — —	
1969-66	72" BBC Tilt Cab	3171462 4940606 22012095	— — —	— — —	66833 66833 66833	— — —	— — —	
1968-67	Standard and Heavy Duty Truck	—	—	—	66833	66878	—	
1968-67	Truck and School Bus — Exc. 92" BBC Conventional Cab	—	—	—	66833	66878	—	

TRUCKS, TRAILERS AND SUSPENSIONS		OEM	STANDARD		GAS		CAB SHOCK
							
GMC TRUCK — C-Series/Topkick (Inc. C4500-C8500) — Continued							
1968-66	92" BBC Conventional Cab	3171068 3192657 4940614 4963853 4963854 —	— — — — — —	— — — — — —	66841 66841 66841 66841 66841 —	— — — — — 66878	— — — — — —
1968-63	DBI-7000 w/ FO-90 Axle	—	74028	—	—	—	—
1968-63	DF-7000, DFI-7000, DFW-7000, DFWI-7000	—	74028	—	—	—	—
1968-63	DF-7100, DFW-7100 Model 450M	—	74028	—	—	—	—
1968-63	DW-6000	—	74029	—	—	—	—
1968-63	W-5000, BW-5000, DW-5000	—	74029	—	—	—	—
1968-63	W-5500	—	74029	—	—	—	—
1968-60	BW-7000, D-7000, DB-7000, DW-7000, DBW-7000, DLW-7000, LW-7000 w/ F-110 & F-150 Axle	—	74003	—	—	—	—
1968-60	L-6000	—	74001	—	—	—	—
1968-60	LW-5500	—	74001	—	—	—	—
1967	92" BBC Conventional Cab	3171068 3192657 4940614 4963853 4963854	— — — — —	— — — — —	66841 66841 66841 66841 66841	— — — — —	— — — — —
1966-63	Standard and Heavy Duty Truck	—	—	—	66833	66878	—
1962-60	5000, B-5000, L-5000 w/ 1618 or 16802 Axle	—	—	—	—	66878	—





GMC TRUCK — T-Series (T5500, T6500, T7500, T8500)

2007-03	Tilt Cab (Steering Axle)	15123676 88982682	— —	— —	65161• 65161•	— —	— —
2002-97	Tilt Cab (Steering Axle) FL1 Axle 8103 lbs. — Exc. Low Profile	22064805 22165188	74081 74081	— —	65468 65468	— —	— —
2002-97	Tilt Cab (Steering Axle) FL1 Axle Low Profile	22064804 22165187	74076 74076	— —	65413 65413	— —	— —
2002-97	Tilt Cab (Steering Axle) FL2 Axle 11025 lbs.	22064807 22166442	74081 74081	— —	65468 65468	— —	— —
2002-97	Tilt Cab (Steering Axle) FL3 Axle 14575 lbs.	22064806 22165189	74081 74081	— —	65468 65468	— —	— —
2002-97	Tilt Cab (Drive Axle) w/ 13500, 15000 lb. Taperleaf Springs	22064231	—	74077	—	—	—
2002-97	Tilt Cab (Drive Axle) w/ 15000, 23500 lb. Multileaf Springs	22064232	—	—	—	66626	—
2002-97	Tilt Cab (Drive Axle) w/ 16900 lb. Taperleaf Springs	22064489	—	74079	—	—	—
2002-97	Tilt Cab (Drive Axle) w/ 23000 lb. Taperleaf Springs	22064233	—	74076	65413	—	—
2002-97	Tilt Cab (Drive Axle) w/ Hendrickson Air Suspension	12474917 15740554	— —	— —	— —	65420 65420	— —
2002-97	Tilt Cab (Drive Axle) w/ Hendrickson Air Suspension (23000 lb.)	12474915 15963161	— —	— —	— —	65479 65479	— —
1980-73	T, W Chassis - 72" BBC Steel Tilt Cab w/ V-6 Diesel Engine	4940606 4975497 22007751 22012095	— — — —	— — — —	66833 66833 66833 66833	— — — —	— — — —
1980-73	T, W Chassis - 72" BBC Steel Tilt Cab w/ V-6 Gas Engine	5552452 22012091	74025 74025	— —	— —	— —	— —





GMC TRUCK — W Series (Isuzu)





2003-89	W7T Series (Drive Axle)	1-51630-215-0	—	—	—	65154	—
1997-92	W4 Series (Steering Axle)	1-51630-200-0	—	—	66675	—	—
1996-Oct 89	W6 Series (Drive Axle)	1-51630-167-0	—	—	—	66605	—
1996-Jun 88	W5 Series (Steering Axle)	1-51630-217-1	—	—	66677	—	—





• New Part Number, Check availability before placing order.

TRUCKS, TRAILERS AND SUSPENSIONS		OEM	STANDARD		GAS		CAB SHOCK	
								
GMCTRUCK — W Series (Isuzu) — Continued								
1996-86	W7H, W7M Series (Steering Axle)	1-51630-160-0 1-51630-180-3 1-51630-200-0 1-51630-217-1	— — — —	— — — —	66625 66625 66675 66677	— — — —	— — — —	
1996-86	W7M Series (Steering Axle)	1-51630-160-0 1-51630-217-1	— —	— —	66625 66677	— —	— —	
1996-86	W7M Series (Drive Axle)	1-51630-167-0	—	—	—	66605	—	
Sep 95-93	W4 Series (Steering Axle) (Gas) w/ 13000 lb. Suspension	8-97083-029-0 97083029	— —	— —	66653 66653	— —	— —	
Sep 95-93	W4 Series (Drive Axle) (Gas)	9-51630-666-2 94033786	— —	— —	— —	66618 66618	— —	
Jun 95-87	W4 Series (Steering Axle) (Diesel) w/ 13000 lb. Suspension	8-97083-029-0 97083029	— —	— —	66653 66653	— —	— —	
Jun 95-86	W4 Series (Steering Axle) (Diesel) — Exc. w/ 13000. lb Suspension	8-97201-960-0 97201960	— —	— —	66717 66717	— —	— —	
Jun 95-86	W4 Series (Drive Axle) (Diesel)	9-51630-666-2 94033786	— —	— —	— —	66618 66618	— —	
1993-86	W4 Series (Steering Axle)	8-94454-986-0 8-94454-987-0 9-51630-647-1	— — —	— — —	66717 66717 66717	— — —	— — —	
1993-86	W4500, W5500 Series (Drive Axle)	8-97253664-0	—	—	—	66618	—	
1993-86	W4500, W5500 Series (Steering Axle)	—	—	—	66653	—	—	
1993-86	W4500, W5500 Series (Steering Axle) — Inc. w/ ABS Brakes	1-51630-200-0	—	—	66675	—	—	
1992-89	W4 Series Flatlow (Steering Axle)	9-51630-647-1	—	—	66717	—	—	
1992-89	W4 Series Flatlow (Drive Axle)	8-51630-666-0	—	—	—	66618	—	
1992-87	W7T Series (Steering Axle)	1-51630-160-0 1-51630-180-3	— —	— —	66625 66625	— —	— —	
1991-88	W7T Series (Steering Axle)	1-51630-160-0	—	—	66625	—	—	
1991-87	W6 Series (Steering Axle)	1-51630-217-1	—	—	66677	—	—	
1991-86	W6 Series (Steering Axle)	1-51630-168-1	—	—	66639	—	—	
May 88-88	W5 Series (Steering Axle)	1-51630-219-1	—	—	66601	—	—	
1980-79	W Chassis - 72" BBC Steel Tilt Cab	22002293 22007751	— —	— —	66833 66833	— —	— —	
GRANNING SUSPENSION (See Tuthill Technologies)								
—	Models w/ O.E. Number	6608 680162 —	— — —	— 74405 —	— — —	66502 — 66687	— — —	
GREAT DANE TRAILER								
—	All w/ Neway, Hendrickson (Turner) or Reyco Suspension	—	—	—	■100■	—	—	
—	Reyco Suspension 87	18163-01 18165-01 —	— — —	— — —	— — —	66886 66884 66898	— — —	
—	Reyco Suspension 88	18164-01	—	—	—	66833	—	
HARDEE MANUFACTURING								
—	Models w/ O.E. Number	8030223 AS789B	— —	— —	— —	66886 66886	— —	
HENDRICKSON — Trailer (Turner) Suspension								
—	HC190T / HC190U	A20001 S20001	— —	— —	— —	65419 65419	— —	
—	HC230	A20002 S20002 A20889 S20889	— — — —	— — — —	— — — —	65416 65416 65416 65416	— — — —	

■100■ Check to see which Suspension is on the Trailer. Then see the correct Suspension Manufacturer listed in the Axle Suspension section.

TRUCKS, TRAILERS AND SUSPENSIONS		OEM	STANDARD		GAS		CAB SHOCK
							
HENDRICKSON — Trailer (Turner) Suspension — Continued							
—	HF190T	A20001 S20001	— —	— —	— —	65419 65419	— —
—	HF230	A20002 S20002	— —	— —	— —	65416 65416	— —
—	HS190T / HS190U	A20001 S20001	— —	— —	— —	65419 65419	— —
—	HS230 / HS250U	A20002 S20002	— —	— —	— —	65416 65416	— —
—	HT190T / HT190U	A20001 S20001	— —	— —	— —	65419 65419	— —
—	HT230 / HT250U Extended Service	A20126 S20126 B21553 S21553	— — — —	— — — —	— — — —	65416 65416 65500 65500	— — — —
	Standard Duty	A2160 A20002	— —	— —	— —	66886 65416	— —
	Urethane Bushing	S20002 A20889 S20889	— — —	— — —	— — —	65416 65416 65416	— — —
—	HT250 Intraax 5.50" / 6.50" Ride Height Underslug Standard Duty Trailer w/ Air Suspension	A21292 B23650	— —	— —	— —	65510 65510	— —
—	HT250 Intraax 6.50" / 8.00" Ride Height Underslug Heavy Duty Trailer w/ Air Suspension	B22312 B23651 S22312 S23651	— — — —	— — — —	— — — —	65511 65511 65511 65511	— — — —
—	HT250 Intraax Underslug Heavy Duty Trailer w/ Air Suspension	B23743 B25515 S23743 S25515	— — — —	— — — —	— — — —	65512 65513 65512 65513	— — — —
—	HT250 Intraax w/ Air Suspension — Exc. 5.50" / 6.50" Ride Height Underslug Standard Duty Trailer Suspension	B23649 S23649	— —	— —	— —	65512 65512	— —
—	HT250T	A2212 S2212	— —	— —	— —	65451 65451	— —
—	HT300T Extended Service	A20126 S20126	— —	— —	— —	65416 65416	— —
	Standard Duty	A2160	—	—	—	66886	—
	Urethane Bushing	A20889 S20889	— —	— —	— —	65416 65416	— —
—	HT300U Extended Service	A20126 S20126	— —	— —	— —	65416 65416	— —
—	HTDOLLY (23000 GVW)	A20002 S20002	— —	— —	— —	65416 65416	— —
	(30000 GVW)	A20126 S20126	— —	— —	— —	65416 65416	— —
	with 320MM Rotor	A20001 S20001	— —	— —	— —	65419 65419	— —
—	INTRAAX	A20002 S20002	— —	— —	— —	65416 65416	— —
—	MT45 Walk-In Van	A1667 S1667	— —	— —	— —	66893 66893	— —
—	Slider Trailer w/ Air Suspension	B23548 S23548	— —	— —	— —	65509 65509	— —
—	T-6-062, 370, 422 Air Suspension (Underslung)	A1667 S1667	— —	— —	— —	66893 66893	— —
—	T-6-071 Air Suspension (Underslung)	A2212 S2212	— —	— —	— —	65451 65451	— —

TRUCKS, TRAILERS AND SUSPENSIONS		OEM	STANDARD		GAS		CAB SHOCK	
								
HENDRICKSON — Trailer (Turner) Suspension — Continued								
—	T-9-084 Air Suspension (Underslung)	A2240 S2240	— —	— —	— —	66894 66894	— —	
—	T-9-106, 278, 313 Air Suspension (Underslung)	A4084 S4084	— —	— —	— —	66833 66833	— —	
—	T-9-325 Air Suspension (Underslung)	A2218 S2218	— —	— —	— —	66969 66969	— —	
—	T-9-390 Air Suspension (Underslung)	A2213 S2213	— —	— —	— —	66638 66638	— —	
—	T-9-422 Air Suspension (Underslung)	A1667 S1667	— —	— —	— —	66893 66893	— —	
—	T-15-140, 155, 172, 244, 376 Air Suspension (Overslung)	A2218 S2218	— —	— —	— —	66969 66969	— —	
—	T-15-324 Air Suspension (Overslung)	A2160 S2160	— —	— —	— —	66886 66886	— —	
—	T-17-141, 174, 284 Air Suspension (Overslung)	A2218 S2218	— —	— —	— —	66969 66969	— —	
—	T23-US-9-011 Air Suspension (Underslung)	A2213 S2213	— —	— —	— —	66638 66638	— —	
—	T30 5" Ride Height	A10348	—	—	—	65459	—	
—	TDC-014 (Turner) Air Suspension	A2212 S2212	— —	— —	— —	65451 65451	— —	
—	TMB-14-120 (Turner) Air Suspension	A2213 S2213	— —	— —	— —	66638 66638	— —	
—	TMB-17-135 (Turner) Air Suspension	A4084 S4084	— —	— —	— —	66833 66833	— —	
HENDRICKSON — Truck Suspension								
—	HA Series Air Suspension	47902-8 47902-24 47902-28	— — —	— — —	— — —	65412 65420 65420	— — —	
	Use on Ford	47902-13	—	—	—	65479	—	
	Use on Mack	47902-9 47902-20	— —	— —	— —	65481 65411	— —	
—	HA-180, -200, -230, -360, -400, -460 (HA-340, -380) Air Ride Suspension							
	New Style	47902-13	—	—	—	65479	—	
	Old Style	47902-8	—	—	—	65412	—	
—	HAS Air Suspension	47902-22 47902-25 47902-26 57324-5 57905-4 57905-5 59851-4 59851-5	— — — — — — — —	— — — — — — — —	— — — — — — — —	65412 65482 65478 65427 65478 65479 65478 65479	— — — — — — — —	
—	HAS AL 2 Series Air Suspension	57905-2	—	—	—	65482	—	
	59851-2	—	—	—	65482	—	—	
—	HAS AL Series Air Suspension	57905-3 59851-3	— —	— —	— —	65481 65481	— —	
—	HAS AL V Series Air Suspension	64080-001	—	—	—	65480	—	
—	HAS Tractor w/ Air Suspension	60670-12	—	—	—	65506	—	
—	HAS-40LH Air Suspension	57985-1 59852-1	— —	— —	— —	65480 65480	— —	
—	HAS-190, -210, -230, -360, -400, -402, -460 Air Suspension	47902-24 57905-1 58623-1 59305-1 59851-1	— — — — —	— — — — —	— — — — —	65420 65484 65483 65485 65484	— — — — —	
—	HAS-210, -230 Low Profile Air Suspension	47902-19	—	—	—	65411	—	
—	HAS230 w/ Air Suspension	57324-7	—	—	—	557028	—	

TRUCKS, TRAILERS AND SUSPENSIONS		OEM	STANDARD		GAS		CAB SHOCK
							

HENDRICKSON — Truck Suspension — Continued

—	HLP Paralift Auxiliary Lifiable Steerable System	632155 A14496	— —	— —	— —	66502 66502	— —
—	HLU Paralift Ultra Auxiliary Lifiable Steerable System	632155 A14496	— —	— —	— —	66502 66502	— —
—	HN-2 Series Suspension	57241-3	—	—	—	66648	—
—	HN-460 Suspension	47902-11	—	—	—	66886	—
—	HN2 / HMX HaulMaax Low Profile Tractor w/ Air Suspension	60680-4 60680-5 60680-6 60680-7	— — — —	— — — —	— — — —	65507 65508 65507 65508	— — — —
—	HNT Suspension	47902-18	—	—	—	65478	—
—	HS-40LH Air Suspension	57241-1	—	—	—	65480	—
—	HS-400 Air Suspension	57241-2	—	—	—	65480	—
—	Models w/ O.E. Number	12738 47902-3 70018 70021 70088 680091 5554596 AE-76164-3 AE-76164-4 BE-76164-2 BE-76164-3 BE-76164-4	— — — — — — — — — — — — —	— — 74025 74025 74001 74025 74025 74001 — 74025 74001 —	— 66833 — — — — — — — — — — —	66957 — — — — — — 66957 — — — 66957 —	— — — — — — — — — — — — —
—	Primaax Steele Axle w/ Air Suspension	60657-3 60657-4 60657-7	— — —	— — —	65504 65504 65504	— — —	— — —
—	RT Air Suspension	57324-6	—	—	—	65453	—

HINO — FA & FB Series





2002-98	FA1517	48500-2750 48530-2510	— —	— —	66639 —	— 34802	— —
2002-98	FB1817	48500-2750 48530-2510	— —	— —	66639 —	— 34802	— —
1997-93	FA1415 (FA15), FB1715 (FB15)	48500-1950 48530-1910	— —	— —	66639 —	— 34802	— —
1992	FA15, FB15	48500-1950 48530-1910	— —	— —	66639 —	— 34802	— —
1991-89	FA14, FB14	48500-1950 48530-1910	— —	— —	66639 —	— 34802	— —





HINO — FD Series





2002	FD2320, FD2320LP	48500-1801 48530-1880	— —	— —	66714 —	— 65118	— —
2001-98	FD2220, FD2220LP	48500-1801 48530-1880	— —	— —	66714 —	— 65118	— —
1997-93	FD2218, FD2218LP	48500-1801 48530-1880	— —	— —	66714 —	— 65118	— —
1992	FD20	48500-1801	—	—	66714	—	—
1991-88	FD17	48500-1801 48530-1880	— —	— —	66714 —	— 65118	— —
1987-86	FD16	48500-1801 48530-1880	— —	— —	66714 —	— 65118	— —





HINO — FE Series





2002-98	FE2620	48500-1940 48500-1941 48530-1900	— — —	— — —	66624 66624 —	— — 66864	— — —
---------	--------	--	-------------	-------------	---------------------	-----------------	-------------

TRUCKS, TRAILERS AND SUSPENSIONS		OEM	STANDARD		GAS		CAB SHOCK	
								
HINO — FE Series — Continued								
2002-96	FE3020	48500-1940 48500-1941 48530-1900	— — —	— — —	66624 66624 —	— — 66864	— — —	
1996-93	FE2618 (FE5H)	48500-1940 48500-1941 48530-1900	— — —	— — —	66624 66624 —	— — 66864	— — —	
1993-82	FE20	48500-1541 48530-1900	— —	— —	66841 —	— 66864	— —	
1993-82	FE23	48500-1541	—	—	66841	—	—	
1991-84	FE17, FE19	48500-1541 48530-1900	— —	— —	66841 —	— 66864	— —	
1987-86	FE16	48500-1801 48530-1890	— —	— —	66714 —	— 66864	— —	
HINO — FF Series								
1998	FF3320	48500-1940 48500-1941 48530-1880	— — —	— — —	66624 66624 —	— — 65118	— — —	
1998-97	FF3020	48500-1940 48500-1941 48530-1900	— — —	— — —	66624 66624 —	— — 66864	— — —	
1997-93	FF3018 (FF5H)	48500-1940 48500-1941 48530-1900	— — —	— — —	66624 66624 —	— — 66864	— — —	
1996-93	FF3020 (FF4H)	48500-1940 48500-1941 48530-1900	— — —	— — —	66624 66624 —	— — 66864	— — —	
1992	FF20, FF23	48500-1940 48500-1941 48530-1900	— — —	— — —	66624 66624 —	— — 66864	— — —	
1991-84	FF17, FF19	48500-1940 48500-1941 48530-1900	— — —	— — —	66624 66624 —	— — 66864	— — —	
1989-88	FFC1	48500-1940 48500-1941 48530-1900	— — —	— — —	66624 66624 —	— — 66864	— — —	
1988-87	FFC1	48530-1900	—	—	—	66864	—	
HINO — FG Series								
1985-84	FG19, FG22	48530-1900	—	—	—	66864	—	
HINO — GC Series								
1992	GC20	48500-1801 48530-2050	— —	— —	66714 —	— 66716	— —	
1991-90	GC17	48500-1801 48530-2050	— —	— —	66714 —	— 66716	— —	
HINO — SG Series								
2003-93	SG3320 SG3323	48530-1320 48530-1740 48530-1920	— — —	— — —	— — —	65149 65149 65149	— — —	
2003-93	SG5523	48530-1320 48530-1740 48530-1920	— — —	— — —	— — —	65149 65149 65149	— — —	
1992-86	SG20 SG17 SG23	48530-1320 48530-1740 48530-1920	— — —	— — —	— — —	65149 65149 65149	— — —	

TRUCKS, TRAILERS AND SUSPENSIONS		OEM	STANDARD		GAS		CAB SHOCK
							
HINO — SG Series — Continued							
1992-86	SG221 SG231	48530-1320 48530-1740 48530-1920	— — —	— — —	— — —	65149 65149 65149	— — —
HOBBS TRAILERS							
—	Models w/ O.E. Number	680117	—	74405	—	—	—
HOLLAND SUSPENSION — Truck & Tractor Air Suspension (Drive Axle) (Formerly Neway)							
—	AD126 Series Truck & Tractor Air Suspension	900-44-625 900-45-535	— —	— —	— —	65515 65515	— —
—	AD130 Series Truck & Tractor Air Suspension	900-45-466 900-45-532	— —	— —	— —	65421 65421	— —
—	AD246 Series Truck & Tractor Air Suspension	900-45-099 900-45-207 900-45-419 900-45-533 900-45-534	— — — — —	— — — — —	— — — — —	65418 65514 65514 65514 65418	— — — — —
—	AD247 Series Truck & Tractor Air Suspension	900-45-099 900-45-534	— —	— —	— —	65418 65418	— —
—	AD252 Series Truck & Tractor Air Suspension	900-44-025 900-45-536	— —	— —	— —	65516 65516	— —
—	Models w/ O.E. Number	900-44-642 900-45-563 900-45-564 900-45-568 900-45-574 OE10219 OE10220 OE10221 OE10222	— — — — — — — — — —	— — — — — — — — — —	— — — — — — — — — —	65519 65521 65419 65519 65458 66878 65421 65410 65417	— — — — — — — — — —
HUTCHENS SUSPENSION							
—	1200 MK2 Air Suspension	9423-00	—	—	—	66893	—
—	Models w/ O.E. Number	1138-00 1139-00 H-1138 H-1139	— — — —	74405 74405 74405 74405	— — — —	— — — —	— — — —
HYSTER EQUIPMENT							
—	Straddle Carrier	73516 650150	— —	— —	66957 66957	66957 66957	— —
IMT CORP.							
—	Heavy Duty Steer Axle (11½" Travel)	—	—	—	—	65505	—
INTERNATIONAL — 405 Series							
—	D-405, DB-405, DC-405, DCO-405, DF-405 & VCO-405 — Exc. Axle Code 02136	426744R91 453576C91	74025 74025	— —	— —	— —	— —
—	DBF-405, DCF-405, DCOF-405 & VCOF-405 w/ Axle Code 02136	293009C91 426744R91 453576C91 453577C91	74029 74025 74025 74029	— — — —	— — — —	— — — —	— — — —
—	DT-405, DBT-405, DCT-405, DCOT-405 & VCOT-405 — Exc. Axle Code 02136	426744R91 453576C91	74025 74025	— —	— —	— —	— —
—	DT-405, DBT-405, DCT-405, DCOT-405 & VCOT-405 w/ Axle Code 02136	293009C91 426744R91 453576C91 453577C91	74029 74025 74025 74029	— — — —	— — — —	— — — —	— — — —

TRUCKS, TRAILERS AND SUSPENSIONS		OEM	STANDARD		GAS		CAB SHOCK	
								
INTERNATIONAL — 417 Series								
—	DCO-417 & DCOF-417	426744R91 453576C91	74025 74025	— —	— —	— —	— —	— —
INTERNATIONAL — A, B, AC, and BC Conventional								
—	A-140 (4 x 4)	—	—	—	—	66841	—	—
—	A-160, B-160, AC-160, BC-160	308649C91 308650C91 453567C91	— — —	— — —	— — —	66841 66841 66841	— — —	— — —
—	A-170, B-170, AC-170, BC-170, A-180, B-180 AC-180, BC-180	308646C91 308649C91 308650C91 453567C91	— — — —	— — — —	66828 — — —	— 66841 66841 66841	— — — —	— — — —
—	AB-140	—	—	—	34803	34803	—	—
—	AC-170 & BC-170 (4 x 4)	—	—	—	—	66841	—	—
—	AC-180 & BC-180 (4 x 4)	—	—	—	—	66841	—	—
—	ACF-170 & BCF-170	308646C91	—	—	66828	—	—	—
—	BCF-195-D	—	—	—	66957	—	—	—
—	C-150	308649C91 308668C91 453556C91 453567C91 —	— — — — —	— — — — —	— — — — 34803	66841 66828 66828 66841 —	— — — — —	— — — — —
INTERNATIONAL — Binder								
—	Binder	453556C91 453571C91 467983C91 467985C91 471201C91	— — — — —	— — — — —	66828 — 66828 66828 66828	— 66841 — — —	— — — — —	— — — — —
—	S Series Binder	472367C91	—	—	66921	—	—	—
INTERNATIONAL — Cargostar								
—	CO-190, COF-190, VCO-190, VCOF-190 & CO-200, DCO-200, VCO-200 & CO-220, VCO-220 & VCO-190 (4 Man Cab) (Steering Axle)	204994R91 210534R92 288920C91 453561C91 453562C91 453565C91 453569C91 467371C91 467372C91	— — — — — — — — —	— — — — — — — — —	66957 66957 66957 66957 66957 66957 66957 66957 66957	— — — — — — — — —	— — — — — — — — —	— — — — — — — — —
—	CO-190, VCO-190, CO-200, DCO-200, VCO-200, CO-220, VCO-220 (Drive Axle) w/ Air Ride Suspension After Chassis No. G-387453	350425C1 462557C91	—	74405 74405	—	—	—	—
—	CO-190, VCO-190, CO-200, DCO-200, VCO-200, CO-220, VCO-220 (Drive Axle) w/ Air Ride Suspension Before Chassis No. G-387453	350426C1	—	74406	—	—	—	—
—	CO-1600, CO-1610A & B, CO-1630A & B, CO-1700, CO-1710A & B, CO-1730A & B, CO-1750, CO-1750A & B, CO-1800, CO-1810A & B, CO-1830A & B, CO-1850, and CO-1850A & B (Drive Axle)	206620R91 294334C91 308649C91 308650C92 360444C91 453564C91 453567C91 453570C91 467983C91 467984C91	— — — — — — — — — —	— — — — — — — — — —	— — — — — — — — — —	66841 66841 66841 66841 66828 66828 66841 66841 66828 66841	— — — — — — — — — —	— — — — — — — — — —
—	CO-1610A & B, CO-1630A & B, CO-1710A & B, CO-1730A & B, CO-1750A & B, CO-1810A & B, CO-1830A & B, COF-1810A & B (Steering Axle) — Exc. Axle Codes 02074, 02403, 02109, 02139, 02309, 02339	453572C91	—	—	66861	—	—	—

TRUCKS, TRAILERS AND SUSPENSIONS		OEM	STANDARD		GAS		CAB SHOCK
							
INTERNATIONAL — Cargostar — Continued							
—	CO-1610A & B, CO-1630A & B, CO-1710A & B, CO-1730A & B, CO-1750A & B, CO-1810A & B, CO-1830A & B, COF-1810A & B (Steering Axle) w/ Axle Codes 02074, 02403, 02109, 02139, 02309, 02339	873619C92	—	—	66863	—	—
—	CO-1910A & B, CO-1950A & B, COF-1910A & B, COF-1950A & B (Steering Axle)	453572C91 873619C92	— —	— —	66861 66863	— —	— —
—	CO-1950 (Drive Axle) w/ Air Ride Suspension After Chassis No. G-387453	350425C1 462557C91	— —	74405 74405	— —	— —	— —
—	CO-1950 (Drive Axle) w/ Air Ride Suspension Before Chassis No. G-387453	350426C1	—	74406	—	—	—
—	CO-1950, COF-1950 & COT-1950 (Steering Axle)	204994R91 288920C91 288921C91 453561C91 453565C91 453566C91 453569C91 467371C91 467372C91	— — — — — — — — —	— — — — — — — — —	66957 66957 66957 66957 66957 66957 66957 66957 66957	— — — — — — — — —	— — — — — — — — —
INTERNATIONAL — CF Series (Citystar)							
—	CF500 w/ 6,000 GVW	3586706C2	—	—	66408	—	—
—	CF600 w/ 17,999 to 19,500 GVW	3586902C2	—	—	—	66409	—
INTERNATIONAL — Co-Transtar And Transtar II							
—	7070B, F-7070B, CO-7070B & COF-7070B (Steering Axle)	426744R91 453576C91 453576C92 477132C1	74025 74025 — 74025	— — — —	— — 65103 —	— — — —	— — — —
—	CO-4010, COF-4010, COT-4010, COT-4010D, CO-4050, COF-4050, COT-4050, CO-4070, CO-4070A & B, CO-4070D, COF-4070B, COF-4070D, COT-4070D, COF-4077, COF-4077A, COF-4080D, CO4090A, COF-4090A (Steering Axle)	426744R91 453576C91 453576C92 477132C1	74025 74025 — 74025	— — — —	— — 65103 —	— — — —	— — — —
—	CO-4070A, COF-4070A, COF-4090A (Drive Axle) w/ Rear Air Suspension	462557C91	—	74405	—	—	—
INTERNATIONAL — F & S Series							
—	1600, 1700, 1800, 1900, 2100 Series (Steering Axle)	453576C92 3000070C91	— —	— —	65103 66923	— —	— —
—	1600, 1700, 1800, 1900, 2100 Series (Drive Axle) w/ 17000 - 22000 lb. Rear Suspension	3000098C1	—	—	—	66680	—
—	1600, 1700, 1800, 1900, 2100 Series (Drive Axle) w/ International Corporate Air Suspension	501553C91 1675455C1 1690035C1 2018987C1	— — — —	74420 74420 74420 74420	— — — —	65409 65409 65409 65409	— — — —
—	1600, 1700, 1800, 1900, 2100 Series (Drive Axle) w/ Neway ARD-234 Air Suspension	537524C91	—	—	—	66638	—
—	1600, 1700, 1800, 1900, 2100 Series (S Series 4 x 4) RHD w/ FA-64, 78, 81 (Steering Axle)	506911C91	—	—	66698	—	—
—	1600, 1700, 1800, 1900, 2100 Series w/ International Corporate Air Suspension	—	—	—	—	65409	—
—	1624, 1654, 1724, 1754, 1824, 1854, 1924, F1924, 1925, 1954, F1954, 1955, 2124, 2125, F2125, 2154, 2155 Series (Steering Axle) w/ Front Axle Codes 02071, 02073, 02101	472367C91	—	—	66921	—	—
—	1624, 1654, 1724, 1754, 1824, 1854, 1924, F1924, 1925, 1954, F1954, 1955, 2124, 2125, F2125, 2154, 2155 Series (Steering Axle) w/ Front Axle Codes 02109, 02118, 02309, 02127, 02139, 02329, 02339	472411C91 472412C91 586724C91	— — —	— — —	66923 66923 66923	— — —	— — —
—	1624, 1654, 1724, 1754, 1824, 1854, 1924, F1924, 1925, 1954, F1954, 1955, 2124, 2125, F2125, 2154, 2155 Series (Drive Axle) — Exc. with Rear Axle Codes 14029, 14030, 14187	501905C91 501906C91	— —	— —	— —	66922 66924	— —





TRUCKS, TRAILERS AND SUSPENSIONS		OEM	STANDARD		GAS		CAB SHOCK	
								
INTERNATIONAL — F & S Series — Continued								
—	1624, 1654, 1724, 1754, 1824, 1854, 1924, F1924, 1925, 1954, F1954, 1955, 2124, 2125, F2125, 2154, 2155 Series (Drive Axle) w/ Rear Axle Codes 14029, 14030, 14187	501905C91	—	—	—	66922	—	
—	1924, 1954 (6x6) Series (Steering Axle)	472367C91 472414C91	— —	— —	66921 66921	— —	— —	
—	2275, F2275, 2524, F2524, 2554, F2554, 2574, F2574, 2575, F2575, F2624, F2654, F2674 Series (Steering Axle) w/ Front Axle Codes 02309, 02329, 02339, 02341	472411C91 472412C91 586724C91	— — —	— — —	66923 66923 66923	— — —	— — —	
—	2275, F2275, 2524, F2524, 2554, F2554, 2574, F2574, 2575, F2575, F2624, F2654, F2674 Series (Drive Axle) w/ International Corporate Air Suspension	501553C91 1675455C1 1690035C1 2018987C1	— — — —	74420 74420 74420 74420	— — — —	65409 65409 65409 65409	— — — —	
—	2275, F2275, 2524, F2524, 2554, F2554, 2574, F2574, 2575, F2575, F2624, F2654, F2674 Series (Drive Axle) w/ Neway ARD-125/244 Air Suspension	790335C91	—	—	—	66710	—	
—	2275, F2275, 2524, F2524, 2554, F2554, 2574, F2574, 2575, F2575, F2624, F2654, F2674 Series (Drive Axle) w/ Neway ARD-234 Air Suspension	537524C91	—	—	—	66638	—	
—	2275, F2275, 2524, F2524, 2554, F2554, 2574, F2574, 2575, F2575, F2624, F2654, F2674 Series (Drive Axle) w/ Ridewell Rear Suspension	534464C1	—	74406	—	—	—	
—	2275, F2275, 2524, F2524, 2554, F2554, 2574, F2574, 2575, F2575, F2624, F2654, F2674 Series w/ International Corporate Air Suspension	—	—	—	—	65409	—	

INTERNATIONAL — Firetruck

—	CO-8190	204994R91 210919R91 453561C91 453565C91 467371C91	— — — — —	— 74001 — — —	66957 — 66957 66957 66957	— — — — —	— — — — —
---	---------	---	-----------------------	---------------------------	---------------------------------------	-----------------------	-----------------------

INTERNATIONAL — Fleetstar - Conventional

—	1900, 1950, 2000 & 2000D (Steering Axle)	210535R91 453568C91 467372C91	— — —	— — —	66957 66957 66957	— — —	— — —
—	1900A, 2000A Series (Cab Shock) w/ O.E. Number	480945C2	—	—	—	—	66154
—	1910A, 2010A, 2050A, 2070A, 2110A & 2150A (Steering Axle)	308650C92 453570C91 467984C91	— — —	— — —	66841 66841 66841	— — —	— — —
—	2000D, 2010A, 2050A, 2070A, 2110A, 2150A (Drive Axle) w/ Air Ride Suspension After Chassis No. G-387453	350425C1 462557C91	— —	74405 74405	— —	— —	— —
—	2000D, 2010A, 2050A, 2070A, 2110A, 2150A (Drive Axle) w/ Air Ride Suspension Before Chassis No. G-387453	350426C1	—	74406	—	—	—
—	F-1900, T-1900, F-1950, T-1950, 2000D & T-2000D (Steering Axle)	210535R91 453568C91 467372C91	— — —	— — —	66957 66957 66957	— — —	— — —
—	F-1910A, F-2010A, F-2050A & F-2070A (Steering Axle)	308650C92 453570C91 467984C91	— — —	— — —	66841 66841 66841	— — —	— — —
—	F-2010A, F-2050A, F-2000D (Drive Axle) w/ Air Ride Suspension	350425C1 462557C91	— —	74405 74405	— —	— —	— —

TRUCKS, TRAILERS AND SUSPENSIONS	OEM	STANDARD		GAS		CAB SHOCK
						

INTERNATIONAL — Fleetstar - Conventional — Continued

—	R-185, R-190, RD-190, R-200, RD-200, RF-200, RDF-200, R-220, RD-220, R-210 & RF-210 (Steering Axle)	210533R91	—	—	66957	—	—
		210534R92	—	—	66957	—	—
		210535R91	—	—	66957	—	—
		210536R91	—	—	66957	—	—
		210537R91	—	—	66957	—	—
		210538R91	—	—	66957	—	—
		453562C91	—	—	66957	—	—
		453568C91	—	—	66957	—	—
		467371C91	—	—	66957	—	—
467372C91	—	—	66957	—	—		

INTERNATIONAL — Loadstar - Conventional

—	1600 (Steering Axle)	467983C91	—	—	66828	—	—
		471201C91	—	—	66828	—	—
—	1600, 1600 4 x 4, 1610, 1610 4 x 4, 1610FC, 1700, 1700 4 x 4, 1710, 1710 4 x 4, F-1700, F-1750, 1800, F-1800, F1800-D, 1850, F-1850, 1890 & 1890-D (Steering Axle) w/ Axle Codes 02089, 02091	206620R91	—	—	66841	—	—
		308649C91	—	—	66841	—	—
		453567C91	—	—	66841	—	—
—	1600, 1600 4 x 4, 1610, 1610 4 x 4, 1700, 1700 4 x 4, 1710, 1710 4 x 4, 1750, 1800, 1810, 1850, 1890 & 1890D (Drive Axle)	206620R91	—	—	—	66841	—
		206621R91	—	—	—	66841	—
		308649C91	—	—	—	66841	—
		308650C92	—	—	—	66841	—
		329316C92	—	—	—	66828	—
		360444C91	—	—	—	66828	—
		383379C91	—	—	—	66860	—
		453564C91	—	—	—	66828	—
		453567C91	—	—	—	66841	—
		453570C91	—	—	—	66841	—
		453575C91	—	—	—	66860	—
		467983C91	—	—	—	66828	—
		467984C91	—	—	—	66841	—
471203C91	—	—	—	66860	—		
873622C91	—	—	—	66860	—		
—	1600, 1600 4 x 4, 1610, 1610 4 x 4, 1700, 1700 4 x 4, 1710, 1710 4 x 4, F-1700, 1750, 1800, 1810, F-1800, F-1800-D, 1850, F-1850, 1890 & 1890-D (Steering Axle) — Exc. Axle Codes 02054, 02057, 02059, 02089, 02091, 02098, 02101, 02109, 02139, 02208, 02218, 02228, 02309, 02329, 02339	308668C92	—	—	66828	—	—
		453556C91	—	—	66828	—	—
		467985C91	—	—	66828	—	—
		874695R91	—	—	66828	—	—
—	1600, 1600 4x4, 1610, 1610 4x4, 1610FC, 1700, 1700 4x4, 1710, 1710 4x4, F-1700, F-1750, 1800, F-1800, F1800-D, 1850, F-1850, 1890 & 1890-D (Steering Axle) w/Axle Codes 02054, 02057, 02059, 02098, 02101, 02109, 02139, 02208, 02218, 02228, 02309, 02329, 02339	—	—	—	66828	—	—
—	1600, 1610FC, 1700, 1700 4x4, 1800, 1890, 1890D (Drive Axle)	384435C91	—	—	—	66841	—
		453571C91	—	—	—	66841	—
		462753C91	—	—	—	66841	—
—	1700, 1750, 1800, 1850 (Drive Axle) w/ Air Ride Suspension	462557C91	—	74405	—	—	—

INTERNATIONAL — Metro & Multi-Stop Series

1975-73	Multi-Stop Series MS-1210 & 1510	—	—	—	34803	—	
1972-66	Metro Series M-700, 800, 900-U, 1000 & 1100	—	—	—	34803	—	
1972-66	Metro Series M-1200 — Exc. Frame Code 01000.0962	—	—	—	34904	—	
1972-66	Metro Series M-1200 w/ 14016 Regular Rear Springs 14020 Rear Axle Code	—	—	—	34803	34803	
1972-66	Metro Series M-1200 w/ Axle Code 0208 & Frame Code 01000.0962	—	—	—	34803	—	
1972-66	Metro Series M-1200 w/ Axle Code 14016 & 14020	—	—	—	—	34803	
1972-66	Metro Series M-1200 w/ Code 03204 Aux. Springs	—	—	—	—	34904	
—	AM and AMC-160, AMC-164	308649C91	—	—	66841	—	—
		453567C91	—	—	66841	—	—

TRUCKS, TRAILERS AND SUSPENSIONS	OEM	STANDARD		GAS		CAB SHOCK
						

INTERNATIONAL — Metro & Multi-Stop Series — Continued

—	M1600 & MC1600, M1700 & MC1700	206620R91 308649C91 308668C91 308669C91 453556C91 874695R91 874696R91	— — — — — — —	— — — — — — —	— — 66828 66828 66828 66828 66828	66841 66841 — — — — —	— — — — — — —
—	M1600, M1700, M1800, M1900, M2100 Series	453576C92	—	—	65103	—	—
—	M1600, M1700, M1800, M1900, M2100 Series — Exc. with Rear Axle Codes 14029, 14030, 14187	501905C91 501906C91	— —	— —	— —	66922 66924	— —
—	M1600, M1700, M1800, M1900, M2100 Series w/ 17000 - 22000 lb. Rear Suspension	3000098C1	—	—	—	66680	—
—	M1600, M1700, M1800, M1900, M2100 Series w/ Front Axle Codes 02071, 02073, 02101	472367C91	—	—	66921	—	—
—	M1600, M1700, M1800, M1900, M2100 Series w/ Front Axle Codes 02109, 02118, 02309, 02127, 02139, 02329, 02339	472411C91 472412C91 586724C91	— — —	— — —	66923 66923 66923	— — —	— — —
—	MA1200, M1400, M1500, MA1500	287318C91 308649C91 308669C91 453531C91 453556C91 453557C91 453567C91 467980C91	— — — — — — — —	— — — — — — — —	34803 — — — — — — 34803	34803 66841 66828 34803 66828 34803 66841 34803	— — — — — — — —

INTERNATIONAL — Paystar

—	5010, F-5010, F-5050, F-5050SF, 5070, F-5070, F-5070SF (Steering Axle)	426744R91 453576C91 453576C92 477132C1	74025 74025 — 74025	— — — —	— — 65103 —	— — — —	— — — —
---	--	---	------------------------------	------------------	----------------------	------------------	------------------

INTERNATIONAL — Prostar

—	w/ Day Cab & Air Suspension	3610199C1 —	— —	— —	65498 —	— 65492	— —
—	w/ Day Cab & Leaf Spring Suspension	3606859C1 —	— —	— —	65157 —	— 65492	— —
—	w/ Long Sleeper (Cab Shock)	3595977C96	—	—	—	—	66127*
—	w/ Short Sleeper (Cab Shock)	3595978C96	—	—	—	—	66128*
—	w/ Sleeper Cab & Air Suspension	3610198C1 —	— —	— —	65499 —	— 65492	— —
—	w/ Sleeper Cab & Leaf Spring Suspension	3606857C1 —	— —	— —	65158 —	— 65492	— —

INTERNATIONAL — Series 400, 500 - Medium Cabover Truck & Tractor (Nissan)

—	400 Series	56101-Z5008	—	—	66601	—	—
—	500 Series	56101-Z5011	—	—	66602	—	—





INTERNATIONAL — Series 600, 700, 900 - Cabover Truck & Tractor (Nissan)

—	600, 700, 900 Series (Steering Axle)	56101-Z1030 56101-Z2000	74417 74417	— —	65444 65444	— —	— —
---	--------------------------------------	----------------------------	----------------	--------	----------------	--------	--------

INTERNATIONAL — Series 1000, (Durastar) - Forward Control Chassis

—	1300 (Steering Axle)	56110-T8123 56110-T8129	— —	— —	66400 66400	— —	— —
—	1300 (Drive Axle)	56210-T8603 56210-T8627	— —	— —	— —	66401 66401	— —

- New Part Number, Check availability before placing order.





TRUCKS, TRAILERS AND SUSPENSIONS		OEM	STANDARD		GAS		CAB SHOCK
							
INTERNATIONAL — Series 1000, (Durastar) - Forward Control Chassis — Continued							
—	1452, 1652 Series (Steering Axle)	453576C92 472412C91 540395C92 586724C91	— — — —	— — — —	65103 66923 66605 66923	— — — —	— — — —
—	1452, 1652 Series (Drive Axle)	501906C91 1660846C91	— —	— —	— —	66924 66683	— —
—	1452, 1652 Series w/ International Corporate Air Suspension	501553C91 1675455C1 1690035C1 2018987C1	— — — —	— — — —	— — — —	65409 65409 65409 65409	— — — —
—	1654 LP Series (Low Profile Vehicle) (Steering Axle)	1660846C91 1663471C1 2039565C1	— — —	— — —	— 66603 —	66683 — 66956	— — —
—	M1400, M1600 Series (Steering Axle)	472412C91 586724C91	— —	— —	66923 66923	— —	— —
—	M1400, M1600 Series (Drive Axle)	501905C91	—	—	—	66922	—





INTERNATIONAL — Series 2000 - Conventional Truck (Severe Service)

—	2554, 2574, 2654, 2674 Series (Steering Axle)	472412C91	—	—	66923	—	—
—	2554, 2574, 2654, 2674 Series (Drive Axle) w/ International Corporate Air Suspension	501553C91 1675455C1 1690035C1 2018987C1	— — — —	74420 74420 74420 74420	— — — —	65409 65409 65409 65409	— — — —
—	2554, 2574, 2654, 2674 Series (Drive Axle) w/ International Vari-Rate Rear suspension	501906C91	—	—	—	66924	—
—	2554, 2574, 2654, 2674 Series w/ International Corporate Air Suspension	—	—	—	—	65409	—





INTERNATIONAL — Series 4000, (Durastar) - Short Conventional Medium Truck & Tractor

—	4200, 4300, 4300LP, 4400, 4400LP Series (Steering Axle) w/ 6000 - 8000 lb. Axle	3533356C1	—	—	65143	—	—
—	4200, 4300, 4300LP, 4400, 4400LP Series (Steering Axle) w/ 10000 - 14000 lb. Axle	3533357C1	—	—	65144	—	—
—	4200, 4300, 4300LP, 4400, 4400LP Series (Drive Axle) w/ IAS (Low Profile) Suspension w/ Tapered Rail w/ 5.3" Ride Height	3553628C1	—	—	—	65487	—
—	4600, 4700, 4800, 4900 Series (Steering Axle)	472412C91 586724C91 1663606C91 1667520C1	— — 74421 —	— — — —	66923 66923 — 65109	— — — —	— — — —
—	4600, 4700, 4800, 4900 Series (Drive Axle) w/ International Corporate Air Suspension	501553C91 1675455C1 1690035C1 2018987C1	— — — —	74420 74420 74420 74420	— — — —	65409 65409 65409 65409	— — — —
—	4600, 4700, 4800, 4900 Series (Cab Shock) w/ Link Cab Suspension	1201-0012 1201-1044 2012769C2 2025790C1	— — — —	— — — —	— — — —	— — — —	66178 66181 66182 66179
—	4600, 4700, 4800, 4900 Series w/ International Corporate Air Suspension	—	—	—	—	65409	—
—	4600LP Series (Low Profile Vehicle) U-Haul (Steering Axle)	540395C92	—	—	66605	—	—
—	4600LP Series (Low Profile Vehicle) U-Haul (Drive Axle)	1675496C91	—	—	—	66606	—
—	4600LP, 4700LP Series (Low Profile Vehicle) (Steering Axle)	540395C92	—	—	66605	—	—
—	4600LP, 4700LP Series (Low Profile Vehicle) (Drive Axle)	501906C91	—	—	—	66924	—
—	4600LP, 4700LP Series (Low Profile Vehicle) (Drive Axle) w/ Air Suspension	1660846C91	—	—	—	66683	—
—	4900 Series (Steering Axle) w/ Dual Doors	2015556C1	—	—	65107	—	—

TRUCKS, TRAILERS AND SUSPENSIONS		OEM	STANDARD		GAS		CAB SHOCK
							
INTERNATIONAL — Series 5000 - Conventional Heavy Duty Truck							
—	5070 Series 6 X 4 (Drive Axle) w/ Neway 14UKY Air Suspension	2029200C91	—	—	—	66833	—
INTERNATIONAL — Series 7000, (Workstar) - Short Conventional Medium Truck & Tractor							
—	7100 Series (Steering Axle)	472412C91 586724C91 1663606C91	— — 74421	— — —	66923 66923 —	— — —	— — —
—	7100 Series (Drive Axle) w/ International Corporate Air Suspension	501553C91 1675455C1 1690035C1 2018987C1	— — — —	74420 74420 74420 74420	— — — —	65409 65409 65409 65409	— — — —
—	7100 Series w/ International Corporate Air Suspension	—	—	—	—	65409	—
—	7300, 7400, 7500, 7600 Series (Steering Axle) w/ 16000 - 20000 lb w/ Multileaf Spring For Severe Use For Standard Use	3541456C1 3558089C2	— —	— —	65145 65146	— —	— —
—	7300, 7400, 7500, 7600 Series (Drive Axle) w/ Hendrickson HAS-230, HAS-400, HAS-460 Suspension	47902-024	—	—	—	65420	—
—	7300, 7400, 7500, 7600 Series (Drive Axle) w/ IAS Suspension w/ 5.3" Ride Height	3544766C1	—	—	—	65491	—
—	7300, 7400, 7500, 7600 Series (Cab Shock) w/ Link Cab Suspension	1201-1043 1201-1049	— —	— —	— —	— —	66162 66162
—	7300, 7400, 7500, 7600 Series (Cab Shock) w/ O.E. Number	2509221C91 2509222C91 2509223C91 2509224C91 3557165C1 3557166C1 3557167C3 3557169C1 3560649C1 3560705C2	— — — — — — — — — —	— — — — — — — — — —	— — — — — — — — — —	— — — — — — — — — —	66160 66161 66160 66161 66161 66160 66161 66160 66160 66161
—	S7700 Series w/ Multistage Front Suspension	3588591C1 3588592C1	— —	— —	65150 65151	— —	— —
INTERNATIONAL — Series 8000, (Transtar) - Conventional Heavy Duty Truck & Tractor							
—	8100 Series (Steering Axle) — Exc. Axle Codes 02ADD & 2005	472412C91	—	—	66923	—	—
—	8100 Series Car Hauler (Steering Axle) Steer Axle w/ 12000 lb. Spring	1664524C1	—	—	65133	—	—
—	8100, 8200, 8300 Series (Steering Axle)	3000070C91	—	—	66923	—	—
—	8100, 8200, 8300 Series (Steering Axle) w/ 12,000 - 14,000 lb. Suspension	1664788C2 2015556C1 3571713C1	74426 74426 74426	— — —	65107 65107 65107	— — —	— — —
—	8100, 8200, 8300 Series (Steering Axle) w/ 16,000 - 18,000 lb. Suspension	1667520C1	—	—	65109	—	—
—	8100, 8200, 8300 Series (Drive Axle)	501906C91	—	—	—	66924	—
—	8100, 8200, 8300 Series (Drive Axle) w/ International Corporate Air Suspension	501553C91 1675455C1 1690035C1 2018987C1	— — — —	74420 74420 74420 74420	— — — —	65409 65409 65409 65409	— — — —
—	8100, 8200, 8300 Series (Cab Shock) w/ Link Cab Suspension	1201-1044 1201-1213	— —	— —	— —	— —	66181 66182
—	8100, 8200, 8300 Series (Cab Shock) w/ O.E. Number	2012768C1 2012769C2 2025790C1	— — —	— — —	— — —	— — —	66179 66182 66179
—	8100, 8200, 8300 Series 6 X 4 (Drive Axle) w/ Neway 14UKY Air Suspension	2029200C91	—	—	—	66833	—
—	8100LP, 8200LP, 8300LP (Low Profile Vehicle) Series (Drive Axle) w/ Air Suspension	1660846C91 2039565C1	— —	— —	— —	66683 66956	— —

TRUCKS, TRAILERS AND SUSPENSIONS		OEM	STANDARD		GAS		CAB SHOCK
							
INTERNATIONAL — Series 8000, (Transtar) - Conventional Heavy Duty Truck & Tractor — Continued							
—	8500, 8600 Series (Steering Axle) w/ 10000 - 14000 lb. Axle	3533357C1 3588209C1 3602060C1	— — —	— — —	65144 65144 65144	— — —	— — —
—	8500, 8600 Series (Drive Axle) w/ IAS Suspension w/ 9.25" or 9.5" Ride Height	3549099C2	—	—	—	65492	—
—	8600 Series w/ Monoleaf Suspension (Steering Axle)	3670156C1	—	—	65163*	—	—
INTERNATIONAL — Series 9100 & 9200 - Tractor & Straight Truck							
—	9100, 9200 Series (Drive Axle)	1660846C91 2039565C1	— —	— —	— —	66683 66956	— —
—	9100, 9200 Series (Drive Axle) w/ International Corporate Air Suspension	501553C91 1675455C1 1690035C1 2018987C1	— — — —	74420 74420 74420 74420	— — — —	65409 65409 65409 65409	— — — —
—	9100, 9200 Series (Cab Shock) w/ Link Cab Suspension	1201-0012 1201-1212 1201-1213	— — —	— — —	— — —	— — —	66178 66179 66182
—	9100, 9200 Series (Cab Shock) w/ O.E. Number	2012769C2 2023684C1 2023685C1 2025790C1 2500013C1	— — — — —	— — — — —	— — — — —	— — — — —	66182 66157 66157 66179 66179
—	9100, 9200 Series (ZJ) (Steering Axle) w/ 12,000 - 14,000 lb. Suspension	1664788C2 2015556C1 2032533C1 3571713C1	74426 74426 74426 74426	— — — —	65107 65107 65107 65107	— — — —	— — — —
—	9100, 9200 Series 6 x 4 (Drive Axle) w/ Neway 14UKY Air Suspension	2029200C91	—	—	—	66833	—
—	9100, 9200 Series w/ International Corporate Air Suspension	—	—	—	—	65409	—
INTERNATIONAL — Series 9100i, 9200i, 9400i Conventional Heavy Duty Tractor							
—	9100i, 9200i, 9400i (Low Profile) Series (Drive Axle) w/ Air Ride Suspension w/ 5.1" Ride Height	2039565C1	—	—	—	66956	—
—	9100i, 9200i, 9400i (Low Profile) Series (Drive Axle) w/ Varirate Air Ride Suspension w/ 5.25 - 7" Ride Height	1660846C91	—	—	—	66683	—
—	9100i, 9200i, 9400i Series (Steering Axle) w/ 12000 - 14000 lb. Taperleaf (SBA) Suspension	507202C1	—	—	66969	—	—
—	9100i, 9200i, 9400i Series (Steering Axle) w/ 12000 - 14000 lb. Taperleaf Suspension	3571712C1 3571713C1 3581106C1 3581107C1 3581109C1 3584535C1	— 74426 — — — —	— — — — — —	65107 65107 65147 65147 65147 65147	— — — — — —	— — — — — —
—	9100i, 9200i, 9400i Series (Drive Axle) w/ Air Ride Suspension w/ 9.5" Ride Height For Severe Use	2018987C1	—	74420	—	65409	—
—	9100i, 9200i, 9400i Series (Drive Axle) w/ Hendrickson HAS-230, HAS-400, HAS-460 Suspension	47902-024	—	—	—	65420	—
—	Flat Floor International Ride Optimized Suspension (IROS) (Drive Axle)	36016001	—	—	—	65522	—
—	9100i, 9200i, 9400i Series (Drive Axle) w/ IAS Suspension w/ 9.25" or 9.5" Ride Height	3549099C2 3573265C1	— —	— —	— —	65492 65492	— —
—	9100i, 9200i, 9400i Series (Cab Shock) w/ Link Cab Suspension	1201-1043 1201-1049 1201-1212	— — —	— — —	— — —	— — —	66162 66162 66179

• New Part Number, Check availability before placing order.

TRUCKS, TRAILERS AND SUSPENSIONS		OEM	STANDARD		GAS		CAB SHOCK
							
INTERNATIONAL — Series 9100i, 9200i, 9400i Conventional Heavy Duty Tractor — Continued							
—	9100i, 9200i, 9400i Series (Cab Shock) w/ O.E. Number	2509221C91 2509222C91 2509223C91 2509224C91 3557165C1 3557166C1 3557167C3 3557169C1 3560649C1 3560705C2	— — — — — — — — — —	— — — — — — — — — —	— — — — — — — — — —	— — — — — — — — — —	66160 66161 66160 66161 66161 66160 66161 66160 66160 66161
—	9100i, 9200i, 9400i Series w/ 51" Sleeper (Cab Shock)	1201-0154	—	—	—	—	66126
—	9200i, 9400i Series w/ Hendrickson Drive Suspension (Drive Axle)	65992-1 65992-2 3609178C1 3613984C1 3660548C1 3660549C1	— — — — — —	— — — — — —	— — — — — —	65527• 65527• 65527• 65527• 65527• 65527•	— — — — — —





INTERNATIONAL — Series 9300 & 9400 Long Hood Conventional Truck & Tractor



—	9300 SBA (Drive Axle) w/ FA-231 Axle	1664149C1	—	—	—	65451	—
—	9300, 9400 Series (Steering Axle)	503610C2 507202C1	— —	— —	66886 66969	— —	— —
—	9300, 9400 Series (Steering Axle) w/ 10,800 & 12,000 lb. Suspension	503610C2	—	—	65106	—	—
—	9300, 9400 Series (Steering Axle) w/ 12,000 - 14,000 lb. Suspension	1664788C2 2015556C1 2032533C1 3571713C1	74426 74426 74426 74426	— — — —	65107 65107 65107 65107	— — — —	— — — —
—	9300, 9400 Series (Steering Axle) w/ 16,000 - 18,000 lb. Suspension	1667520C1	—	—	65109	—	—
—	9300, 9400 Series (Drive Axle)	1660846C91 2039565C1	— —	— —	— —	66683 66956	— —
—	9300, 9400 Series (Drive Axle) w/ Hendrickson Air Suspension	503610C2	—	—	—	66886	—
—	9300, 9400 Series (Drive Axle) w/ International Corporate Air Suspension	501553C91 1675455C1 1690035C1 2018987C1	— — — —	74420 74420 74420 74420	— — — —	65409 65409 65409 65409	— — — —
—	9300, 9400 Series (Drive Axle) w/ Neway ARD-125/244 Air Suspension	790335C91	—	—	—	66710	—
—	9300, 9400 Series (Cab Shock) w/ Link Cab Suspension	1201-1044 1201-1212 1202-1043	— — —	— — —	— — —	— — —	66181 66179 66181
—	9300, 9400 Series (Cab Shock) w/ O.E. Number	2012769C2 2023684C1 2023685C1 2025790C1 2500013C1	— — — — —	— — — — —	— — — — —	— — — — —	66182 66157 66157 66179 66179
—	9300, 9400 Series 6 x 4 (Drive Axle) w/ Neway 14UKY Air Suspension	2029200C91	—	—	—	66833	—
—	9300, 9400 Series w/ International Corporate Air Suspension	—	—	—	—	65409	—





INTERNATIONAL — Series 9600 & 9700 High Profile Cabover Tractor

—	9600, 9700 Series (Steering Axle)	503610C2 507202C1	— —	— —	66886 66969	— —	— —
—	9600, 9700 Series (Steering Axle) w/ 10,800 & 12,000 lb. Suspension	503610C2	—	—	65106	—	—

• New Part Number, Check availability before placing order.

TRUCKS, TRAILERS AND SUSPENSIONS		OEM	STANDARD		GAS		CAB SHOCK
							
INTERNATIONAL — Series 9600 & 9700 High Profile Cabover Tractor — Continued							
—	9600, 9700 Series (Steering Axle) w/ 12,000 - 14,000 lb. Suspension	1664788C2 2015556C1 3571713C1	74426 74426 74426	— — —	65107 65107 65107	— — —	— — —
—	9600, 9700 Series (Steering Axle) w/ 16,000 - 18,000 lb. Suspension	1667520C1	—	—	65109	—	—
—	9600, 9700 Series (Drive Axle) w/ International Corporate Air Suspension	501553C91 1675455C1 1690035C1 2018987C1	— — — —	74420 74420 74420 74420	— — — —	65409 65409 65409 65409	— — — —
—	9600, 9700 Series (Drive Axle) w/ International STL Spring Suspension	503550C1	—	—	—	66886	—
—	9600, 9700 Series (Drive Axle) w/ Neway ARD-125/244 Air Suspension	790335C91	—	—	—	66710	—
—	9600, 9700 Series (Drive Axle) w/ Neway ARD-234 Air Suspension	537524C91	—	—	—	66638	—
—	9600, 9700 Series (Cab Shock) w/ Link Cab Suspension	1201-1212 1202-0054	— —	— —	— —	— —	66179 66104
—	9600, 9700 Series (Cab Shock) w/ O.E. Number	2012769C2 2025790C1	— —	— —	— —	— —	66182 66179
—	9600, 9700 Series w/ International Corporate Air Suspension	—	—	—	—	65409	—
INTERNATIONAL — Series 9900i, 9900ix Conventional Heavy Duty Tractor							
—	9900i, 9900ix Series (Steering Axle) w/ 12000 - 14000 lb. Taperleaf (SBA) Suspension	507202C1	—	—	66969	—	—
—	9900i, 9900ix Series (Steering Axle) w/ 12000 - 14000 lb. Taperleaf Suspension	3571711C1 3571713C1 3581106C1 3581107C1 3581109C1 3584535C1	— 74426 — — — —	— — — — — —	65107 65107 65147 65147 65147 65147	— — — — — —	— — — — — —
—	9900i, 9900ix Series (Drive Axle) w/ Air Ride Suspension w/ 9.5" Ride Height For Severe Use	2018987C1	—	74420	—	65409	—
—	9900i, 9900ix Series (Drive Axle) w/ Hendrickson HAS-230, HAS-400, HAS-460 Suspension	47902-024	—	—	—	65420	—
—	9900i, 9900ix Series (Drive Axle) w/ IAS Suspension w/ 9.25" or 9.5" Ride Height	3544768C1 3549099C2 3549100C1 3578858C1	— — — —	— — — —	— — — —	65488 65492 65488 65488	— — — —
—	9900i, 9900ix Series (Cab Shock) w/ Link Cab Suspension	1201-1043 1201-1049 1201-1212 1202-1043	— — — —	— — — —	— — — —	— — — —	66162 66162 66179 66162
—	9900i, 9900ix Series (Cab Shock) w/ O.E. Number	2509221C91 2509222C91 2509223C91 2509224C91 3557165C1 3557166C1 3557167C3 3557169C1 3560649C1 3560705C2	— — — — — — — — — —	— — — — — — — — — —	— — — — — — — — — —	— — — — — — — — — —	66160 66161 66160 66161 66161 66160 66161 66160 66160 66161
INTERNATIONAL — Transtar							
—	4170, F-4170, 4200, F-4200, 4300 & F-4300 (Steering Axle)	426744R91 453576C91 453576C92 477132C1	74025 74025 — 74025	— — — —	— — 65103 —	— — — —	— — — —
—	4170, F-4170, 4200, F-4200, 4300 & F-4300 (Drive Axle) w/ Air Ride Suspension	350425C1 462557C91	— —	74405 74405	— —	— —	— —

TRUCKS, TRAILERS AND SUSPENSIONS		OEM	STANDARD		GAS		CAB SHOCK	
								
INTERNATIONAL — Transtar — Continued								
—	D-400, DF-400, DC-400, DCF-400 & DCF-400M (Steering Axle) — Exc. Axle Code 02136	426744R91 453576C91	74025 74025	— —	— —	— —	— —	— —
—	D-400, DF-400, DC-400, DCF-400 & DCF-400M (Steering Axle) w/ Axle Code 02136	293009C91 426744R91 453576C91 453577C91	74029 74025 74025 74029	— — — —	— — — —	— — — —	— — — —	— — — —
INTERNATIONAL — Unistar								
—	CO7044A	426744R91 453576C91	74025 74025	74025 74025	— —	— —	— —	— —
INTERNATIONAL — XT Series								
—	CXT	3606770C1	—	—	65145	—	—	—
ISUZU TRUCK — EVR Series								
2003-89	EVR Series (Drive Axle)	1-51630-215-0	—	—	—	65154	—	—
1992-87	EVR Series (Steering Axle)	1-51630-160-0 1-51630-180-3	— —	— —	66625 66625	— —	— —	— —
1990-88	EVR Series (Steering Axle)	1-51630-160-0	—	—	66625	—	—	—
ISUZU TRUCK — FRR Series								
2003-95	FRR Series (Steering Axle)	1-51630-219-1	—	—	66601	—	—	—
ISUZU TRUCK — FSR Series								
2003-97	FSR Series (Steering Axle) FL1 Axle 8103 lbs. — Exc. Low Profile	8-22064-805-0	74081	—	—	—	—	—
2003-97	FSR Series (Steering Axle) FL1 Axle Low Profile	8-22064-804-0	74076	—	—	—	—	—
2003-97	FSR Series (Drive Axle) w/ 15000 lb. Taperleaf Spring	8-22064-231-0	—	74077	—	—	—	—
2003-97	FSR Series (Drive Axle) w/ 15000, 19000, 21000, 23500 lb. Multileaf Spring	8-22064-232-0	—	—	—	66626	—	—
2003-97	FSR Series (Drive Axle) w/ 16900 lb. Taperleaf Springs	8-22064-489-0	—	74079	—	—	—	—
2003-97	FSR Series (Drive Axle) w/ 19000, 23000 lb. Taperleaf Spring	8-22064-233-0	—	74076	—	—	—	—
1996- Oct 89	FSR Series (Drive Axle)	1-51630-167-0	—	—	—	66605	—	—
1992-86	FSR Series (Steering Axle)	1-51630-160-0	—	—	66625	—	—	—
1991-86	FSR Series (Steering Axle)	1-51630-168-1 1-51630-217-1	— —	— —	66639 66677	— —	— —	— —
ISUZU TRUCK — FTR Series								
2003-97	FTR Series (Steering Axle) FL2 Axle 11025 lbs.	8-22064-807-0	74081	—	—	—	—	—
2003-97	FTR Series (Steering Axle) FL3 Axle 14575 lbs.	8-22064-806-0	74081	—	—	—	—	—
2003-97	FTR Series (Drive Axle) w/ 15000 lb. Taperleaf Spring	8-22064-231-0	—	74077	—	—	—	—
2003-97	FTR Series (Drive Axle) w/ 15000, 19000, 21000, 23500 lb. Multileaf Spring	8-22064-232-0	—	—	—	66626	—	—
2003-97	FTR Series (Drive Axle) w/ 16900 lb. Taperleaf Springs	8-22064-489-0	—	74079	—	—	—	—
2003-97	FTR Series (Drive Axle) w/ 19000, 23000 lb. Taperleaf Spring	8-22064-233-0	—	74076	—	—	—	—
1996-86	FTR Series (Steering Axle)	1-51630-160-0 1-51630-217-1	— —	— —	66625 66677	— —	— —	— —
1996-86	FTR Series (Drive Axle)	1-51630-167-0	—	—	—	66605	—	—
ISUZU TRUCK — FVR Series								
2002-97	FVR Series (Steering Axle) FL2 Axle 11025 lbs.	8-22064-807-0	74081	—	—	—	—	—
2002-97	FVR Series (Steering Axle) FL3 Axle 14575 lbs.	8-22064-806-0	74081	—	—	—	—	—
2002-97	FVR Series (Drive Axle) w/ 15000 lb. Taperleaf Spring	8-22064-231-0	—	74077	—	—	—	—
2002-97	FVR Series (Drive Axle) w/ 15000, 19000, 21000, 23500 lb. Multileaf Spring	8-22064-232-0	—	—	—	66626	—	—

TRUCKS, TRAILERS AND SUSPENSIONS		OEM	STANDARD		GAS		CAB SHOCK
							

ISUZU TRUCK — FVR Series — Continued

2002-97	FVR Series (Drive Axle) w/ 16900 lb. Taperleaf Springs	8-22064-489-0	—	74079	—	—	—
2002-97	FVR Series (Drive Axle) w/ 19000, 23000 lb. Taperleaf Spring	8-22064-233-0	—	74076	—	—	—
1996-86	FVR Series (Steering Axle)	1-51630-160-0	—	—	66625	—	—
		1-51630-180-3	—	—	66625	—	—
		1-51630-200-0	—	—	66675	—	—
		1-51630-217-1	—	—	66677	—	—
1996-86	FVR Series (Drive Axle)	1-51630-167-0	—	—	—	66605	—

ISUZU TRUCK — KS Series

1985	KS22 Series (Steering Axle)	8-97201-960-0	—	—	66717	—	—
		9-51630-647-1	—	—	66717	—	—
1985	KS22 Series (Drive Axle)	8-51630-666-0	—	—	—	66618	—
		9-51630-666-2	—	—	—	66618	—

ISUZU TRUCK — NPR Series

2001-84	NPR Series (Drive Axle)	1-51630-200-0	—	—	66675	—	—
		8-97253-621-0	—	—	66653	—	—
		8-97253-664-0	—	—	—	66618	—
Sep 95-93	NPR Series (Steering Axle) (Gas) w/ 11000 lb. Suspension	8-97201-960-0	—	—	66717	—	—
Sep 95-93	NPR Series (Steering Axle) (Gas) w/ 13000 lb. Suspension	8-97083-029-0	—	—	66653	—	—
Sep 95-93	NPR Series (Drive Axle) (Gas)	8-51630-666-0	—	—	—	66618	—
Jun 95-87	NPR Series (Steering Axle) (Diesel) w/ 13000 lb. Suspension	8-97083-029-0	—	—	66653	—	—
Jun 95-86	NPR Series (Steering Axle) (Diesel) — Exc. w/ 13000 lb. Suspension	8-97201-960-0	—	—	66717	—	—
Jun 95-86	NPR Series (Drive Axle) (Diesel)	9-51630-666-2	—	—	—	66618	—
1993-86	NPR Series (Steering Axle)	8-94454-986-0	—	—	66717	—	—
		8-94454-987-0	—	—	66717	—	—
		8-97201-960-0	—	—	66717	—	—
		9-51630-647-1	—	—	66717	—	—
1992-89	NPR Series Flatlow (Steering Axle)	9-51630-647-1	—	—	66717	—	—
1992-89	NPR Series Flatlow (Drive Axle)	8-51630-666-0	—	—	—	66618	—
		9-51630-666-2	—	—	—	66618	—
1989-Jun 88	NPR Series Flatlow (Steering Axle)	1-51630-219-1	—	—	66601	—	—

ISUZU TRUCK — NRR Series

1996-Jun 88	NRR Series (Steering Axle)	1-51630-217-1	—	—	66677	—	—
May 88-88	NRR Series (Steering Axle)	1-51630-219-1	—	—	66601	—	—

ITI TRAILER

—	All w/ Neway, Hendrickson (Turner) or Reyco Suspension	—	—	—	■100■	—	—
---	--	---	---	---	-------	---	---





IVECO

1988-84	Z-120TA	8566312	—	—	66702	—	—
1988-83	Z-220, Z-220A, Z-220T, Z-230T	8566312	—	—	66702	—	—
		8566313	—	—	—	66703	—
1988-82	Z-110, Z-110A	8566312	—	—	66702	—	—
1985-77	Z-100	8566312	—	—	66702	—	—





JIFFLOX

—	6000, 7000 Series Truck Dolly w/ Air Suspension	CP5222	74004	—	—	—	—
---	---	--------	-------	---	---	---	---

■100■ Check to see which Suspension is on the Trailer. Then see the correct Suspension Manufacturer listed in the Axle Suspension section.

TRUCKS, TRAILERS AND SUSPENSIONS		OEM	STANDARD		GAS		CAB SHOCK
							
KALYN TRAILER							
—	All w/ Neway, Hendrickson (Turner) or Reyco Suspension	—	—	—	■100■	—	—
KENWORTH TRUCK							
—	Models w/ O.E. Number	3175509 5527606 5533699 K374-15	74003 74003 — —	— — — —	— — — 66966	— — 66878 —	— — — —
KENWORTH TRUCK — C500, C500B, C500K, C540, C550							
—	Models (Steering Axle) w/ Multileaf Spring	K374-3 K374-5 K374-14 K374-33	— — — —	— — — —	66811 66811 66811 66811	— — — —	— — — —
—	Models (Steering Axle) w/ Taperleaf Spring	K374-11 K374-16 K374-26 K374-27	— — — —	— — — —	65102 65102 65102 65102	— — — —	— — — —
—	Models (Drive Axle) w/ Air Glide 100 Air Suspension (with 8 Air Bags) (4 units req'd)	K374-7 K374-9 K374-29 K374-32	— — — —	74409 74409 74409 74409	— — — —	65404 65404 65404 65404	— — — —
—	Models (Drive Axle) w/ Air Glide 200 w/ 40000 lb. Suspension (with 8 Air Bags) (4 units req'd)	70701 665903 665944	— — —	— — —	— — —	65436 65436 65436	— — —
—	Models (Drive Axle) w/ Air Glide 380 Air Suspension (83000 lb)	C71-1002 C71-6000	— —	— —	— —	65495 65495	— —
—	Models (Cab Shock) w/ Link Cab Suspension	1202-0044	—	—	—	—	66181
KENWORTH TRUCK — K100, K100E, K125							
—	K100E (Cab Shock) w/ O.E. Number	KW1102-B KWE90112	— —	— —	— —	— —	66111 66111
—	Model K-121	5533699	—	—	—	66878	—
—	Models (Steering Axle) w/ Multileaf Spring	K374-3 K374-5 K374-14 K374-33	— — — —	— — — —	66811 66811 66811 66811	— — — —	— — — —
—	Models (Steering Axle) w/ Set Back Front Axle	665331 K374-13 K374-13-1	— — —	— — —	66966 66966 66966	— — —	— — —
—	Models (Steering Axle) w/ Taperleaf Spring	K374-11 K374-16 K374-26 K374-27	— — — —	— — — —	65102 65102 65102 65102	— — — —	— — — —
—	Models (Drive Axle) w/ Air Glide 100 Air Suspension (with 8 Air Bags) (4 units req'd)	K374-7 K374-9 K374-29 K374-32	— — — —	74409 74409 74409 74409	— — — —	65404 65404 65404 65404	— — — —
—	Models (Drive Axle) w/ Air Glide 200 w/ 40000 lb. Suspension (with 8 Air Bags) (4 units req'd)	70701 665903 665944	— — —	— — —	— — —	65436 65436 65436	— — —
—	Models (Drive Axle) w/ TBB (Torsion Bar Bogey) & KW Air Ride Suspension (with 4 Air Bags)	K374-4 K374-28	— —	74413 74413	— —	65442 65442	— —
—	Models (Cab Shock) w/ Link Cab Suspension	1202-0032 1202-1064 1202-1164	— — —	— — —	— — —	— — —	66106 66159 66159
KENWORTH TRUCK — K300, T300							
—	K300 COE Medium Duty	665565	—	—	66707	—	—

■100■ Check to see which Suspension is on the Trailer. Then see the correct Suspension Manufacturer listed in the Axle Suspension section.

TRUCKS, TRAILERS AND SUSPENSIONS		OEM	STANDARD		GAS		CAB SHOCK
							
KENWORTH TRUCK — K300, T300 — Continued							
—	Models (Steering Axle) w/ Multileaf Spring	K374-3 K374-5 K374-14 K374-33	— — — —	— — — —	66811 66811 66811 66811	— — — —	— — — —
—	Models (Steering Axle) w/ Reyco 1209 or 1212 Suspension	19495-01	—	—	66969	—	—
—	Models (Steering Axle) w/ Taperleaf Spring	K374-11 K374-16 K374-26 K374-27	— — — —	— — — —	65102 65102 65102 65102	— — — —	— — — —
—	Models (Drive Axle) w/ Air Glide 100 Air Suspension (with 8 Air Bags) (4 units req'd)	K374-7 K374-9 K374-29 K374-32	— — — —	74409 74409 74409 74409	— — — —	65404 65404 65404 65404	— — — —
—	Models (Drive Axle) w/ Air Glide 200 w/ 40000 lb. Suspension (with 8 Air Bags) (4 units req'd)	70701 665903 665944	— — —	— — —	— — —	65436 65436 65436	— — —
—	Models (Drive Axle) w/ Hendrickson Air Suspension	47902-19	—	—	—	65411	—
—	Models (Drive Axle) w/ Reyco 102 or 79KB Suspension	16725-01	—	—	—	66878	—
—	T300 Conventional Medium Duty	665617	—	—	65128	—	—

KENWORTH TRUCK — T400, T400B, T450B

—	Models (Steering Axle) w/ Multileaf Spring	K374-3 K374-5 K374-14 K374-33	— — — —	— — — —	66811 66811 66811 66811	— — — —	— — — —
—	Models (Steering Axle) w/ Taperleaf Spring	K374-11 K374-16 K374-26 K374-27	— — — —	— — — —	65102 65102 65102 65102	— — — —	— — — —
—	Models (Drive Axle) w/ Air Glide 100 Air Suspension (with 8 Air Bags) (4 units req'd)	K374-7 K374-9 K374-29 K374-32 K374-87 K374-C7	— — — — — —	74409 74409 74409 74409 — —	— — — — — —	65404 65404 65404 65404 65404 65404	— — — — — —
—	Models (Drive Axle) w/ Air Glide 200 w/ 40000 lb. Suspension (with 8 Air Bags) (4 units req'd)	70701 665903 665944	— — —	— — —	— — —	65436 65436 65436	— — —
—	Models (Drive Axle) w/ TBB (Torsion Bar Bogey) & KW Air Ride Suspension (with 4 Air Bags)	K374-4 K374-28	— —	74413 74413	— —	65442 65442	— —
—	Models (Cab Shock) w/ Link Cab Suspension	1201-0012 1201-1043 1201-1044 1201-1046 1202-0012 1202-0043 1202-1043	— — — — — — —	— — — — — — —	— — — — — — —	— — — — — — —	66178 66162 66181 66162 66181 66104 66178 66162 66181 66162 66181

KENWORTH TRUCK — T600, T600A, T600B, T602

—	Models (Steering Axle) w/ Multileaf Spring	K374-3 K374-5 K374-14 K374-33	— — — —	— — — —	66811 66811 66811 66811	— — — —	— — — —
—	Models (Steering Axle) w/ Reyco 1209 or 1212 Suspension	19495-01	—	—	66969	—	—
—	Models (Steering Axle) w/ Taperleaf Spring	K374-11 K374-16 K374-26 K374-27	— — — —	— — — —	65102 65102 65102 65102	— — — —	— — — —

TRUCKS, TRAILERS AND SUSPENSIONS	OEM	STANDARD		GAS		CAB SHOCK
						





KENWORTH TRUCK — T600, T600A, T600B, T602 — Continued





—	Models (Drive Axle) w/ Air Glide 100 Air Suspension (with 8 Air Bags) (4 units req'd)	K374-7 K374-9 K374-29 K374-32 K374-87 K374-C7	— — — — — —	74409 74409 74409 74409 — —	— — — — — —	65404 65404 65404 65404 65404 65404	— — — — — —
—	Models (Drive Axle) w/ Air Glide 200 w/ 40000 lb. Suspension (with 8 Air Bags) (4 units req'd)	70701 665903 665944	— — —	— — —	— — —	65436 65436 65436	— — —
—	Models (Drive Axle) w/ Hendrickson Air Suspension	47902-19 47902-24	— —	— —	— —	65411 65420	— —
—	Models (Drive Axle) w/ Hendrickson Air Suspension	S-20126	—	—	—	65416	—
—	Models (Drive Axle) w/ Reyco 102 or 79KB Suspension	16725-01	—	—	—	66878	—
—	Models (Cab Shock) w/ Link Cab Suspension	1201-0012 1201-1043 1201-1046 1202-0012 1202-0043 1202-0054 1202-1043	— — — — — — —	— — — — — — —	— — — — — — —	— — — — — — —	66178 66162 66181 66104 66178 66162 66181 66104 66162 66181
—	Models (Drive Axle) w/ Air Glide 380 w/ 40000lb. Suspension	C711002 C716000	— —	— —	— —	65495 65495	— —
—	T600 Series (Drive Axle) w/ Air Glide 400 Air Suspension (4 units req'd)	671962	—	—	—	65524*	—
—	T600 Series (Drive Axle) w/ Air Glide 460 Air Suspension (4 units req'd)	671963	—	—	—	65523	—
—	T600 Series (Steering Axle)	665858	—	—	65159	—	—

KENWORTH TRUCK — T800, T800A, T800B, T800SH, T800H, T800W

—	Models (Steering Axle) w/ Multileaf Spring	K374-3 K374-5 K374-14 K374-33	— — — —	— — — —	66811 66811 66811 66811	— — — —	— — — —
—	Models (Steering Axle) w/ Reyco 1209 or 1212 Suspension	19495-01	—	—	66969	—	—
—	Models (Steering Axle) w/ Taperleaf Spring	K374-11 K374-16 K374-26 K374-27	— — — —	— — — —	65102 65102 65102 65102	— — — —	— — — —
—	Models (Drive Axle) w/ Air Glide 100 Air Suspension (with 8 Air Bags) (4 units req'd)	K374-7 K374-9 K374-29 K374-32 K374-87 K374-C7	— — — — — —	74409 74409 74409 74409 — —	— — — — — —	65404 65404 65404 65404 65404 65404	— — — — — —
—	Models (Drive Axle) w/ Air Glide 200 w/ 40000 lb. Suspension (with 8 Air Bags) (4 units req'd)	70701 665903 665944	— — —	— — —	— — —	65436 65436 65436	— — —
—	Models (Drive Axle) w/ Hendrickson Air Suspension	47902-19 47902-24	— —	— —	— —	65411 65420	— —
—	Models (Drive Axle) w/ Neway Air Suspension	90044089 90045132	— —	— —	— —	66886 65431	— —
—	Models (Drive Axle) w/ Reyco 102 or 79KB Suspension	16725-01	—	—	—	66878	—
—	Models (Drive Axle) w/ TBB (Torsion Bar Bogey) & KW Air Ride Suspension (with 4 Air Bags)	K374-4 K374-28	— —	74413 74413	— —	65442 65442	— —

• New Part Number, Check availability before placing order.

TRUCKS, TRAILERS AND SUSPENSIONS		OEM	STANDARD		GAS		CAB SHOCK
							
KENWORTH TRUCK — T800, T800A, T800B, T800SH, T800H, T800W — Continued							
—	Models (Cab Shock) w/ Link Cab Suspension	1201-0012 1201-1043 1201-1046 1202-0012 1202-0043 1202-1043	— — — — — —	— — — — — —	— — — — — —	— — — — — —	66178 66162 66181 66104 66178 66162 66181 66162 66181
KENWORTH TRUCK — T2000 Aerodyne 112, 120							
—	Models (Steering Axle) w/ Multileaf Spring	K374-3 K374-5 K374-14 K374-33	— — — —	— — — —	66811 66811 66811 66811	— — — —	— — — —
—	Models (Steering Axle) w/ Taperleaf Spring	K374-11 K374-16 K374-26 K374-27	— — — —	— — — —	65102 65102 65102 65102	— — — —	— — — —
—	Models (Drive Axle) w/ Air Glide 100 Air Suspension (with 8 Air Bags) (4 units req'd)	K374-7 K374-9 K374-29 K374-32	— — — —	74409 74409 74409 74409	— — — —	65404 65404 65404 65404	— — — —
—	Models (Drive Axle) w/ Air Glide 200 w/ 40000 lb. Suspension (with 8 Air Bags) (4 units req'd)	70701 665903 665944	— — —	— — —	— — —	65436 65436 65436	— — —
—	Models (Cab Shock) w/ O.E. Number	1202-1064	—	—	—	—	66159
—	Models (Drive Axle) w/ Air Glide 380 w/ 40000lb. Suspension	C711002 C716000	— —	— —	— —	65495 65495	— —
KENWORTH TRUCK — W900, W900B, W900L, W900S							
—	Models (Steering Axle) w/ Multileaf Spring	K374-3 K374-5 K374-14 K374-33	— — — —	— — — —	66811 66811 66811 66811	— — — —	— — — —
—	Models (Steering Axle) w/ Reyco 1209 or 1212 Suspension	19495-01	—	—	66969	—	—
—	Models (Steering Axle) w/ Taperleaf Spring	K374-11 K374-16 K374-26 K374-27	— — — —	— — — —	65102 65102 65102 65102	— — — —	— — — —
—	Models (Drive Axle) w/ Air Glide 100 Air Suspension (with 8 Air Bags) (4 units req'd)	K374-7 K374-9 K374-29 K374-32 K374-87 K374-C7	— — — — — —	74409 74409 74409 74409 — —	— — — — — —	65404 65404 65404 65404 65404 65404	— — — — — —
—	Models (Drive Axle) w/ Air Glide 200 w/ 40000 lb. Suspension (with 8 Air Bags) (4 units req'd)	70701 665903 665944	— — —	— — —	— — —	65436 65436 65436	— — —
—	Models (Drive Axle) w/ Hendrickson Air Suspension	47902-19 47902-24	— —	— —	— —	65411 65420	— —
—	Models (Drive Axle) w/ Neway Air Suspension	90045132	—	—	—	65431	—
—	Models (Drive Axle) w/ Reyco 102 or 79KB Suspension	16725-01	—	—	—	66878	—
—	Models (Drive Axle) w/ TBB (Torsion Bar Bogey) & KW Air Ride Suspension (with 4 Air Bags)	K374-4 K374-28	— —	74413 74413	— —	65442 65442	— —
—	Models (Cab Shock) w/ Link Cab Suspension	1201-0012 1201-1043 1201-1046 1202-0012 1202-1043	— — — — —	— — — — —	— — — — —	— — — — —	66178 66162 66181 66104 66178 66162 66181

TRUCKS, TRAILERS AND SUSPENSIONS		OEM	STANDARD		GAS		CAB SHOCK
							

LINK CAB AIR SUSPENSION — Continued

—	Link Cab Suspension Used on Volvo	1201-0012 1202-0032	—	—	—	—	66178 66106
—	Link Cab Suspension Used on Western	1201-0012 1202-0032	—	—	—	—	66178 66106

LODAL INC.

1980-74	Refuse Truck	9960257	—	—	66833	—	—
---------	--------------	---------	---	---	-------	---	---

MAC TRAILERS

—	All w/ Neway, Hendrickson (Turner) or Reyco Suspension	—	—	—	■100■	—	—
---	--	---	---	---	-------	---	---





MACK TRUCK — CH Series





—	CH Series (Drive Axle) w/ Hendrickson HA Series Air Suspension	14QK-410M2 14QK-410M3	—	—	—	65420 65481	—
—	CH600 Series (Steering Axle) w/ ST34 Suspension	14QK-2113	—	—	65118	—	—
—	CH600 Series (Steering Axle) w/ Taperleaf Spring	14QK-392AM 14QK-392AM3 14QK-392BM 14QK-396 14QK-396M	—	—	65110 65110 65110 65110 65110	— — — — —	— — — — —
—	CH600 Series (Drive Axle) w/ AL Suspension	14QK-393M	—	—	—	66638	—
—	CH600 Series (Drive Axle) w/ AL V Hendrickson Suspension	14QK-413M5 14QK-413M6 14QK-413M7 64680-001	—	—	—	65496 65480 65480 65480	— — — —
—	CH600 Series (Drive Axle) w/ AL-40 Hendrickson Suspension	14QK-410M —	—	—	—	66884 66898	— —
—	CH600 Series (Drive Axle) w/ Hendrickson Air Suspension	14QK-393AM 47902-9	—	—	—	65481 65481	— —
—	CH600 Series (Drive Axle) w/ Hendrickson AL405 Suspension	14QK-413M7	—	—	—	65480	—
—	CH600 Series (Drive Axle) w/ Hendrickson HAS-40LH Air Suspension	14QK-413M4 57241-4	—	—	—	66656 66656	— —
—	CH600 Series (Drive Axle) w/ Hendrickson HN-2 Series Suspension	14QK-415M	—	—	—	66648	—
—	CH600 Series (Drive Axle) w/ Neway AD Air Suspension (Shock w/ extend length of 21.70") (Shock w/ extend length of 24.30")	14QK-414M 14QK-414M2	—	—	—	65418 65431	— —
—	CH600 Series (Cab Shock) w/ O.E. Number	14QK-391AM 14QK-391AM2 14QK-391BM 14QK-391BM2 14QK-411 14QK-411M	—	—	—	— — — — — —	66189 66189 66189 66189 66143 66143

MACK TRUCK — CL Series

—	CL600 Series (Steering Axle) w/ Multileaf Spring	14QK-392AM2 14QK-392BM2 —	—	—	65103 65428	— —	— —
—	CL600 Series (Steering Axle) w/ ST34 Suspension	14QK-2113	74073	—	65118	—	—
—	CL600 Series (Steering Axle) w/ Taperleaf Spring	14QK-392AM 14QK-392AM3 14QK-392BM	—	—	65110 65110 65110	— — —	— — —
—	CL600 Series (Drive Axle) w/ AL V Hendrickson Suspension	14QK-413M5 14QK-413M6 14QK-413M7 64680-001	—	—	—	65496 65480 65480 65480	— — — —
—	CL600 Series (Drive Axle) w/ Hendrickson Air Suspension	14QK-393AM 47902-9	—	—	—	65481 65481	— —
—	CL600 Series (Drive Axle) w/ Hendrickson HA Series Air Suspension	14QK-410M2 14QK-410M3	—	—	—	65420 65481	— —

■100■ Check to see which Suspension is on the Trailer. Then see the correct Suspension Manufacturer listed in the Axle Suspension section.

TRUCKS, TRAILERS AND SUSPENSIONS		OEM	STANDARD		GAS		CAB SHOCK	
								
MACK TRUCK — CL Series — Continued								
—	CL600 Series (Drive Axle) w/ Hendrickson HN-2 Series Suspension	14QK-415M	—	—	—	66648	—	
—	CL600 Series (Drive Axle) w/ Neway AD Air Suspension (Shock w/ extend length of 21.70") (Shock w/ extend length of 24.30")	14QK-414M	—	—	—	65418	—	
		14QK-414M2	—	—	—	65431	—	
—	CL600 Series CL700 Series (Cab Shock) w/ O.E. Number	14QK-391AM	—	—	—	—	66189	
		14QK-391AM2	—	—	—	—	66189	
		14QK-391BM	—	—	—	—	66189	
		14QK-391BM2	—	—	—	—	66189	
		14QK-411	—	—	—	—	66143	
		14QK-411M	—	—	—	—	66143	
	14QK3111	—	—	—	—	SC2945		
—	CL700 Series (Steering Axle) w/ Multileaf Spring	14QK-392AM2	—	—	65103	—	—	
		14QK-392BM2	—	—	65428	—	—	
	—	—	74073	—	—	—	—	
—	CL700 Series (Steering Axle) w/ ST34 Suspension	14QK-2113	—	—	65118	—	—	
—	CL700 Series (Steering Axle) w/ Taperleaf Spring	14QK-392AM	—	—	65110	—	—	
		14QK-392AM3	—	—	65110	—	—	
		14QK-392BM	—	—	65110	—	—	
—	CL700 Series (Drive Axle) w/ AL V Hendrickson Suspension	14QK-413M6	—	—	—	65480	—	
		14QK-413M7	—	—	—	65480	—	
		64680-001	—	—	—	65480	—	
—	CL700 Series (Drive Axle) w/ Hendrickson Air Suspension	14QK-393AM	—	—	—	65481	—	
	—	47902-9	—	—	—	65481	—	
—	CL700 Series (Drive Axle) w/ Hendrickson HA Series Air Suspension	14QK-410M2	—	—	—	65420	—	
		14QK-410M3	—	—	—	65481	—	
—	CL700 Series (Drive Axle) w/ Hendrickson HN-2 Series Suspension	14QK-415M	—	—	—	66648	—	
—	CL700 Series (Drive Axle) w/ Neway AD Air Suspension (Shock w/ extend length of 21.70") (Shock w/ extend length of 24.30")	14QK-414M	—	—	—	65418	—	
		14QK-414M2	—	—	—	65431	—	
MACK TRUCK — CS, MS - Mid-Liner Series								
—	Mid-Liner CS Series	4103-5000447861	—	—	66713	—	—	
		4103-5000546892	—	—	66713	—	—	
		V10234121	—	—	66713	—	—	
		V10242320	—	—	66713	—	—	
—	MS200, MS300 Series (Mid-Liner)	14QK-390	—	—	66713	—	—	
		V10234121	—	—	66713	—	—	
MACK TRUCK — CT, CTX Series								
—	CT Series (Steering Axle)	14QK3116M	—	—	—	65146	—	
		14QK3108	—	—	—	65146	—	
—	CT Series (Cab Shock)	14QK427M	—	—	—	—	66115	
		14QK428M	—	—	—	—	66115	
		14QK432M	—	—	—	—	66115	
—	CTX Series	14QK427M	—	—	65160	—	—	
		14QK3108	—	—	65160	—	—	
—	CTX Series (Cab Shock)	471700000451	—	—	—	—	66113	
MACK TRUCK — CX, CXN Series								
—	CX Vision Series (Drive Axle) w/ AL V Hendrickson Suspension	14QK-413M5	—	—	—	65496	—	
		14QK-413M6	—	—	—	65480	—	
		14QK-413M7	—	—	—	65480	—	
—	CX Vision Series (Drive Axle) w/ Hendrickson HA Series Air Suspension	14QK-410M2	—	—	—	65420	—	
		14QK-410M3	—	—	—	65481	—	
—	CX Vision Series (Drive Axle) w/ Hendrickson HN-2 Series Suspension	14QK-415M	—	—	—	66648	—	

TRUCKS, TRAILERS AND SUSPENSIONS		OEM	STANDARD		GAS		CAB SHOCK
							

MACK TRUCK — CX, CXN Series — Continued

—	CX Vision Series (Drive Axle) w/ Neway AD Air Suspension (Shock w/ extend length of 21.70") (Shock w/ extend length of 24.30")	14QK-414M	—	—	—	65418	—
		14QK-414M2	—	—	—	65431	—
—	CX Vision Series (Cab Shock) w/ 48" or 56" Sleeper Cab w/ O.E. Number	14QK-399M	—	—	—	—	66114
—	CX Vision Series (Cab Shock) w/ 70" Sleeper Cab w/ O.E. Number	14QK-399M2	—	—	—	—	66115
—	CX Vision Series (Cab Shock) w/ 80" Sleeper Cab w/ O.E. Number	14QK-399M3	—	—	—	—	66115
—	CXN Vision (Drive Axle) w/ Mack Corporate Air Suspension	14QK310M	—	—	—	65486	—
—	CXN Vision Series (Steering Axle) w/ Hendrickson Air Suspension (AirTek)	14QK322M	—	—	65497	—	—
		64838002	—	—	65497	—	—
—	CXN Vision Series (Steering Axle) w/ Paraboilc Spring	14QK-431M	—	—	65494	—	—
—	CXN Vision Series (Steering Axle) w/ Taperleaf Spring	14QK-392BM3	—	—	65110	—	—
—	CXN Vision Series (Steering Axle) w/ Leafspring	14QK314M	—	—	65130	—	—
		14QK3107	—	—	65130	—	—

MACK TRUCK — DM Series

2003	LE Series (Steering Axle) w/ Tapered Leaf	14QK366	—	—	66671	—	—
		14QK366M	—	—	66672	—	—

MACK TRUCK — F Series

—	CF Fire Chassis	14QK-2102	—	74006	—	—	—
—	F Series (Western)	—	—	—	66886	—	—
—	F-Models w/ Standard Suspension	—	—	74003	—	—	—
—	F-Series (Eastern)	—	—	—	66878	—	—
—	Mack Fire Truck	—	74028	74028	—	—	—
—	Mack Western FL Models	14QK-143	—	—	66886	—	—
		14QK-2100-P4	—	—	66886	—	—

MACK TRUCK — LE Series

2007	LE Series (Steering Axle)	14QK3115M	—	—	66672	—	—
------	---------------------------	-----------	---	---	-------	---	---

MACK TRUCK — Mack Bus





—	51 Passenger Intercity Bus Model 970 w/ Air Suspension	—	74003	74003	—	—	—
—	Air Ride Bus Using P-1, P-2, P-3 and P-4 Units	—	74028	74028	—	—	—
—	Air Ride Bus Using P-5, P-6 and P-15 Units	—	74006	74006	—	—	—
—	Air Ride Bus Using P-9 and P-10 Units	—	74003	74003	—	—	—
—	Air Ride Bus Using P-13, P-14, P-16 and P-17 Units	—	74003	74003	—	—	—
—	C-49 Bus w/ Air Suspension	—	74028	74028	—	—	—




MACK TRUCK — MH Series





—	MH 600 Series (Steering Axle)	14QK-373	74003	—	65103	—	—
		14QK-377M	74003	—	65103	—	—
		14QK-378M	74003	—	65103	—	—
		14QK-2133M	—	—	66631	—	—
		14QK-2133M2	—	—	66631	—	—
—	MH 600 Series (Drive Axle) w/ Camelback Suspension (SS34 & 38)	14QK-2107-P1	—	—	—	65118	—
		14QK-2107-P2	—	—	—	65118	—
—	MH 600 Series (Drive Axle) w/ Neway ARD-234 Air Suspension	14QK-375M	—	—	—	66638	—
—	MH 600 Series (Drive Axle) w/ Taperleaf Suspension (ST)	14QK-2113-P4	—	—	—	65116	—
—	MH 600 Series (Cab Shock) w/ Air Cab	14QK-376	—	—	—	—	66150
—	MH 600 Series (Cab Shock) w/ O.E. Number	14QK-2104	—	—	—	—	66152
—	MH 600 Series (Cab Shock, Lateral)	14QK3111	—	—	—	—	SC2945

MACK TRUCK — MR Series

2007	MR Series	14QK3115M	—	—	66672	—	—
------	-----------	-----------	---	---	-------	---	---

TRUCKS, TRAILERS AND SUSPENSIONS		OEM	STANDARD		GAS		CAB SHOCK
							
MACK TRUCK — Other Models — Continued							
—	Models w/ Taper-Leaf Spring Suspension (SWT & SWTL-561) (ST-34)	14QK-2110	—	74003	—	—	—
MACK TRUCK — R Series							
—	R, RD Series (Cab Shock) w/ O.E. Number	14QK-382 14QK-382-P2 14QK3111	— — —	— — —	— — —	— — —	66116 66116 SC2945
—	R, U, RD 600 Series (Steering Axle)	14QK-366 14QK-366-P1 14QK366P4 14QK-392BM2 14QK-2100-P3 14QK-2100-P4 14QK-2115 14QK-29302	— — — — — — 74003 —	— — — — — — — —	65411 65411 66672 65428 66886 66886 — 66886	— — — — — — — —	— — — — — — — —
—	R, U, RD 600 Series (Drive Axle) w/ Camelback Suspension (SS34 & 38)	14QK-2107-P1	—	—	—	65118	—
—	R, U, RD 600 Series (Drive Axle) w/ Taperleaf Suspension (ST)	14QK-2113-P6	—	—	—	65116	—
—	RB 600 Series (Steering Axle)	14QK-366-P1 14QK-366-P2 14QK-366-P3	— — —	— — —	65411 65411 65411	— — —	— — —
—	RB 600 Series (Drive Axle)	14QK-375M 14QK-393M 14QK-2107 14QK-2107-P1 14QK-2107-P2 14QK-2107-P3	— — — — — —	— — — — — —	— — — — — —	66638 66638 66891 66891 66891 66891	— — — — — —
—	RD 800 Series (Steering Axle) w/ Shock Absorbers	14QK-392BM2 14QK-2110 14QK-2110-P1	— 74003 74003	— — —	65428 65103 65103	— — —	— — —
—	RD Series (Steering Axle) w/ ST34 Suspension	14QK-2113	—	—	65118	—	—
MACK TRUCK — RW Series							
—	RW600 Series (Steering Axle)	14QK-373 14QK-377M 14QK-378M	74003 74003 74003	— — —	65103 65103 65103	— — —	— — —
—	RW600 Series (Drive Axle) w/ Camelback Suspension (SS34 & 38)	14QK-2107-P1 14QK-2107-P2	— —	— —	— —	65118 65118	— —
—	RW600 Series (Drive Axle) w/ Taperleaf Suspension (ST)	14QK-2113-P4	—	—	—	65116	—
—	RW600 Series (Cab Shock) w/ O.E. Number	14QK-29303-P2	—	—	—	—	66154
—	RW700 Series (Steering Axle)	14QK-373 14QK-377M 14QK-378M	74003 74003 74003	— — —	65103 65103 65103	— — —	— — —
—	RW700 Series (Drive Axle)	—	—	—	—	65118	—
—	RW700 Series (Cab Shock) w/ O.E. Number	14QK-29303-P2	—	—	—	—	66154
MARMON MOTORS							
—	Models (Cab Shock) w/ Link Cab Suspension	1202-0054	—	—	—	—	66104
—	Models w/ O.E. Number	1-7001 37-1-1 51-139-28 51-163-7 576451 665147 AHD-100	— — — — — — —	— — — — — — —	66841 66833 — — 66833 66841 —	— — 66956 66638 — — 65407	— — — — — — —
McNELLIS							
—	Booster Axle	11599	—	—	—	66502	—
—	Cement Truck (Steering Controls) (Bearing End Mount)	632147 632447	— —	— —	— —	66504 66504	— —





TRUCKS, TRAILERS AND SUSPENSIONS		OEM	STANDARD		GAS		CAB SHOCK	
								
McNELLIS — Continued								
—	Cement Truck (Steering Controls) (Bushing & Sleeve Mount)	600.115994B 630811 632155 1540212	— — — —	— — — —	— — — —	66502 66502 66502 66502	— — — —	
—	Pusher Axle	600.11599C 11599	— —	— —	— —	66502 66502	— —	
MERCEDES BENZ TRUCK								
—	L1013, L1113	344-323-75	—	—	66708	—	—	
—	L1116, L1117 — Exc. 5900mm Wheelbase	344-323-75	—	—	66708	—	—	
—	L1116, L1117 w/ 5900mm Wheelbase	345-323-70	—	—	66965	—	—	
—	L1316, L1317	345-323-70	—	—	66965	—	—	
—	L1418, LS1418	345-323-70	—	—	66965	—	—	
—	L1525	241-700-62	—	—	66965	—	—	
—	MB Series	650526 LM685-326-0100	— —	— —	— —	66687 66687	— —	
MITSUBISHI - FUSO — FE Series								
2002-96	FE639, FE640, FE649 w/ ABS	MC114595 —	— —	— —	— 66602	34905 —	— —	
1989-87	FE434, FE444	MB161497	—	—	—	34904	—	
MITSUBISHI - FUSO — FF Series								
Jan 87- 86	FF415	—	—	—	555043	—	—	
MITSUBISHI - FUSO — FG Series								
2002-98	FG639, FG649	MC714595	—	—	—	34905	—	
MITSUBISHI - FUSO — FH Series								
2002-87	FH211, FH211T	MC826268	—	—	66602	—	—	
1989-88	FH100	MC809390 MC826268	— —	— —	— 66602	66603 —	— —	
MITSUBISHI - FUSO — FK Series								
1990	FK617	MC092215	—	—	66639	—	—	
1989- Jun 88	FK455	—	—	—	34909	—	—	
May 88- 86	FK455	MC814614	—	—	66717	—	—	
MITSUBISHI - FUSO — FM Series								
2005	FM330	MC091950	—	—	66625	—	—	
2000	FM617, FM657	MC091947	—	—	66625	—	—	
1988-86	FM555, FM557	MC813135	—	—	66923	—	—	
MOR-RYDE SUSPENSION								
—	Bus Suspension	U1019-006	—	—	—	66642	—	
—	Recreation Vehicle	U0109-007 U0109-008 U0109-014 U0109-018	— — — —	— — — —	— — — —	66858 34792 555043 34960	— — — —	
—	Trailer	U0109-7	—	—	—	66858	—	
NEWAY SUSPENSION — Bus Air Suspension								
—	ARDTB125 Series Bus Air Suspension (ARDTB125-6A) (ARDTB125-6B)	90044448 90045031	— —	— —	— —	66610 65430	— —	

TRUCKS, TRAILERS AND SUSPENSIONS		OEM	STANDARD		GAS		CAB SHOCK
							
NEWAY SUSPENSION — Trailer Air Suspension (Also See Holland Suspension)							
—	AR41 Series Trailer Air Suspension	90044162 90044685	— —	— —	— —	65419 65419	— —
—	AR45 Series Trailer Air Suspension (AR45, AR45-1)	90044162 90044685	— —	— —	— —	65419 65419	— —
—	AR50 Series Trailer Air Suspension (AR50-US, AR50-US-F, -1, -2)	90044162 90044685	— —	— —	— —	65419 65419	— —
—	AR51 Series Trailer Air Suspension (AR51-US)	90044162 90044685	— —	— —	— —	65419 65419	— —
—	AR70 Series Trailer Air Suspension (AR70-9, -14, AR70A-9, -14)	90044626	—	—	—	66897	—
—	AR75 Series Trailer Air Suspension (AR75-12) (AR75-6, AR75-9, AR75-1-12)	90044625 90045535 90044626	— — —	— — —	— — —	65515 65515 66897	— — —
—	AR80 Series Trailer Air Suspension (AR80-6.75) (AR80-9, -9FM) (AR80-9-WST)	90044046 90044868 90044626	— — —	— — —	— — —	66638 66627 66897	— — —
—	AR85 Series Trailer Air Suspension (AR85-A)	90044625 90045535	— —	— —	— —	65515 65515	— —
—	AR90 Series Trailer Air Suspension (AR90-14, -15, -16, -17)	90044089	—	—	—	66886	—
—	AR90-1 Series Trailer Air Suspension (AR90-1-12, -14 -17) (AR90-1-15, -16)	90044162 90044685 90045054	— — —	— — —	— — —	65419 65419 66610	— — —
—	AR92 Series Trailer Air Suspension (AR92-12) (AR92-14) (AR92-15) (AR92-16) (AR92-17) (AR92-18)	90044992 90045040 90045054 90044794 90044642 90045568 90044089	— — — — — — —	— — — — — — —	— — — — — — —	66634 66634 66610 66633 65519 65519 66886	— — — — — — —
—	AR93 Series Trailer Air Suspension (AR93-14) (AR93-15) (AR93-16) (AR93-17)	90045054 90044794 90044642 90045568 90044089	— — — — —	— — — — —	— — — — —	66610 66633 65519 65519 66886	— — — — —
—	AR94 Series Trailer Air Suspension	90045028 90045049	— —	— —	— —	65423 65424	— —
—	AR95 Series Trailer Air Suspension (AR95-9, -12, -14, -17, AR95A-9, -12, -14, -17) (AR95-9HD, -12HD, -14HD, -17HD, AR95A-9HD, -12HD, -14HD, -17HD)	90044625 90045535 90044625 90045535	— — — —	— — — —	— — — —	65515 65515 65515 65515	— — — —
—	AR120 Series Trailer Air Suspension (AR120, AR120-L, AR120-US, AR120-US-F) (AR120-US-L, -1, -2, -3)	90044626 90044625 90045535	— — —	— — —	— — —	66897 65515 65515	— — —
—	AR125 Series Trailer Air Suspension (AR125, AR125-L, AR125-US, AR125-US-F) (AR125-US-L, -1, -2, -3)	90044626 90044625 90045535	— — —	— — —	— — —	66897 65515 65515	— — —
—	AR165-US Series Trailer Air Suspension (AR165-US)	90044626	—	—	—	66897	—

TRUCKS, TRAILERS AND SUSPENSIONS	OEM	STANDARD		GAS		CAB SHOCK
						





NEWAY SUSPENSION — Trailer Air Suspension (Also See Holland Suspension) — Continued





—	AR250 Series Trailer Air Suspension (AR250-14, -15) (AR250-16, -17)	90044642 90045568 90044089	— — —	— — —	— — —	65519 65519 66886	— — —
—	AR955/955A Series Trailer Air Suspension (Liftaxle) (AR955-9, -12, -14, -17, AR955-9HD, -12HD, -14HD)	90044625 90045535	— —	— —	— —	65515 65515	— —
—	ARA93 Series Trailer Air Suspension (ARA93-14)	90045054	—	—	—	66610	—
—	ARL20 Series Trailer Air Suspension (ARL20-D, ARL20-D-US)	—	—	—	—	65519	—
—	ARS112 Series Trailer Air Suspension (ARS112-6)	90045096	—	—	—	65421	—
—	ARU92 Series Trailer Air Suspension (ARU92-8, -9, -10, -12)	90044642 90045568	— —	— —	— —	65519 65519	— —
—	ARU93 Series Trailer Air Suspension (ARU93-6) (ARU93-6, -7, -8, -9, -10)	90045040 90044642 90045568	— — —	— — —	— — —	66634 65519 65519	— — —
—	ARU98 Series Trailer Air Suspension (ARU98-17)	90045054	—	—	—	66610	—
—	RL126 Series Trailer Air Suspension (RL126)	90045080	—	—	—	65422	—
—	RL196 Series Trailer Air Suspension (RL196-14, -15) (RL196-16, -17)	90044978 90044979 90045188	— — —	— — —	— — —	66660 66699 65432	— — —
—	RL196A Series Trailer Air Suspension (RL196A-12) (RL196A-14, -15) (RL196A-16, -17)	90044162 90044685 90045040 90044794	— — — —	— — — —	— — — —	65419 65419 66634 66633	— — — —
—	RL228 Series Trailer Air Suspension (RL228-14) (RL228-14, -15, -16) (RL228-17)	90045054 90044642 90045568 90044089	— — — —	— — — —	— — — —	66610 65519 65519 66886	— — — —
—	RL250 Series Trailer Air Suspension (RL250-12) (RL250-14, -15) (RL250-16, -17)	90045054 90044642 90044089	— — —	— — —	— — —	66610 66636 66886	— — —
—	RLSA Series Trailer Air Suspension (RLSA-4214, -4215, -4814, -4815) (RLSA-4216, -4217, -4816, -4817)	90044978 90044979	— —	— —	— —	66660 66699	— —
—	RLSA228 Series Trailer Air Suspension (RLSA228-4214, -4215, -4216, -4814, -4815, -4816) (RLSA228-4217, -4817)	90044642 90044089	— —	— —	— —	66636 66886	— —
—	SA206 Series Trailer Air Suspension (SA206-14, -15, -16, -17, SA206A-14, -15, -16, -17)	90045083	—	—	—	65433	—





TRUCKS, TRAILERS AND SUSPENSIONS		OEM	STANDARD		GAS		CAB SHOCK
							
NEWAY SUSPENSION — Trailer, Truck & Tractor Air Suspension							
—	Models w/ O.E. Number	90044001	—	—	—	66833	—
		90044012	—	—	—	66884	—
		90044017	—	—	—	66636	—
		90044089C	—	—	—	66886	—
		90044095	—	—	—	66893	—
		90044625	—	—	—	65515	—
		90044642	—	—	—	66636	—
						65519	
		90044833	—	—	—	66607	—
		90044834	—	—	—	66607	—
		90044886	—	—	—	66610	—
		90045053	—	—	—	65458	—
		90045535	—	—	—	65515	—
		90045568	—	—	—	65519	—
		AR-134-C	—	—	—	66833	—
		AR-718-C	—	—	—	66893	—
		AR-718-C-HD	—	—	—	66893	—
		AR-781	—	—	—	66893	—
		AR-958	—	—	—	66886	—
		AR-995	—	74406	—	—	—
		AR-1008	—	—	—	66884	—
		AR-1141	—	—	—	66636	—
		AR-1141-C	—	—	—	66636	—
		AR-1202	—	74405	—	—	—
		AR-1404	—	74069	—	—	—
		AR-1425	—	74069	—	—	—
		AR-1434	—	—	—	66893	—
		AR-1654	—	—	—	66710	—
		AR-2451	—	—	—	66893	—
		AR-2598	—	—	—	66638	—
		—	—	—	—	66898	—





NEWAY SUSPENSION — Truck & Tractor Air Suspension (Drive Axle)

—	AD123 Series Truck & Tractor Air Suspension (AD123-6, -8, -10, -8.75 Shock with extend length of 21.70")	90045068 90045099 90045132	— — —	— — —	— — —	65425 65418 65431	— — —
—	AD150 Series Truck & Tractor Air Suspension	90045075	—	—	—	65419	—
—	AD200 Series Truck & Tractor Air Suspension	90045138	—	—	—	65432	—
—	AD246 Series Truck & Tractor Air Suspension (AD246-6, -8, -10, -8.75 Shock with extend length of 24.30")	90045099 90045132	— —	— —	— —	65418 65431	— —
—	ARD120 Series Truck & Tractor Air Suspension (ARD120-6)	90044025 90045536	— —	— —	— —	65516 65516	— —
—	ARD125 Series Truck & Tractor Air Suspension (ARD125-6 use on Ford, GM, International (Navistar), Mack, White, Western Star, Freightliner) (ARD125-8 use on Freightliner, White, Western Star) (ARD125-8 use on Mack Western)	90044025 90045536 90044011 90044016	— — — —	— — 74406 74405	— — — —	65516 65516 — —	— — — —
—	ARD165 Series Truck & Tractor Air Suspension (ARD165-A, ARD165-B)	90044011	—	74406	—	—	—
—	ARD190 Series Truck & Tractor Air Suspension (ARD190-B)	90044016	—	74405	—	—	—
—	ARD234 Series Truck & Tractor Air Suspension (ARD234-6)	90044046	—	—	—	66638	—
—	ARD238 Series Truck & Tractor Air Suspension (ARD238-6)	90044025 90045536	— —	— —	— —	65516 65516	— —
—	ARD244 Series Truck & Tractor Air Suspension (ARD244-6 use on Ford, GM, International (Navistar), Mack, White, Western Star, Freightliner) (ARD244-8 use on Freightliner, White, Western Star) (ARD244-8 use on Mack Western)	90044025 90045536 90044011 90044016	— — — —	— — 74406 74405	— — — —	65516 65516 — —	— — — —

TRUCKS, TRAILERS AND SUSPENSIONS		OEM	STANDARD		GAS		CAB SHOCK
							
NEWAY SUSPENSION — Truck & Tractor Air Suspension (Drive Axle) — Continued							
—	ARDAB (ARDAB-120-5, -240-5)	90044907	—	—	—	66609	—
—	ARDST Series Truck & Tractor Air Suspension (ARDST-123-6)	90044625	—	—	—	65515	—
	(ARDST-244-6, -246-6, -250-6)	90045535	—	—	—	65515	—
		90044025	—	—	—	65516	—
		90045536	—	—	—	65516	—
	(ARDSTM-123-6, ARDSTL-123-6)	90044625	—	—	—	65515	—
		90045535	—	—	—	65515	—
	(ARDSTM-246-6, ARDSTL-246-6)	90044025	—	—	—	65516	—
		90045536	—	—	—	65516	—
NEWAY SUSPENSION — Truck & Tractor Air Suspension (Tag Axle)							
—	ART500 Series Truck & Tractor Tag Axle Air Suspension (ART500B, -1, ART500-US, ART500-US-A)	90044162 90045685	— —	— —	— —	65419 65419	— —
—	ART505 Series Truck & Tractor Tag Axle Air Suspension (ART505B, -1, ART500C, -1)	90044162 90045685	— —	— —	— —	65419 65419	— —
—	ART541 Series Truck & Tractor Tag Axle Air Suspension (ART541B)	90044162 90044685	— —	— —	— —	65419 65419	— —
—	ART550 Series Truck & Tractor Tag Axle Air Suspension (ART550-US-1, -2, -3)	90044625 90045535	— —	— —	— —	65515 65515	— —
—	ART551 Series Truck & Tractor Tag Axle Air Suspension (ART551-US-1, -2, -3)	90044642 90045568	— —	— —	— —	65519 65519	— —
	(ART551B-1, -2, -3)	90044642 90045568	— —	— —	— —	65519 65519	— —
—	ART555 Series Truck & Tractor Tag Axle Air Suspension (ART555B-1, ART555C-1)	90044162 90044685	— —	— —	— —	65419 65419	— —
	(ART555B-2, -3, ART555C-2, -3)	90044642 90045568	— —	— —	— —	65419 65419	— —
OLE GRANNING							
—	Models w/ O.E. Number	1086	—	—	—	66957	—
OSHKOSH MOTORS							
—	M-Line Walkin Van MT-FD 16 (UPSTruck)	P117099 P117146	— —	— —	— 66691	66692 —	— —
—	MC Chassis	GLB654875 GLB654918	— —	— —	— 66691	66692 —	— —
—	Models w/ 1" Mounting Pins & 16" Long Shock Absorbers	—	74025	—	—	—	—
—	Models w/ 3/4" Mounting Pins	—	—	—	66833	—	—
—	Models w/ O.E. Number	12405F 12405F-1 665040 690049 5353054 5361994	74406 74025 74025 74025 74025 74406	— — — — — —	— — — — — —	— — — — — —	— — — — — —
OSTERLUND TRUCK							
—	Models w/ O.E. Number	59011 680117	— 74405	— —	— —	66957 —	— —
OTTAWA							
—	Yard Tractor	59009	—	—	—	66957	66957

TRUCKS, TRAILERS AND SUSPENSIONS		OEM	STANDARD		GAS		CAB SHOCK
							
PAGE & PAGE							
—	Models w/ O.E. Number	1081933	—	—	—	66636	—
PAGE SUSPENSION							
—	Models w/ LM-2000 Series Lift Axle Suspension	1080099	—	—	—	66893	—
—	Models w/ Trailmaster Air Spring Suspension	1080099 1081933	—	—	—	66893 66636	—
PAI CORPORATION							
—	Models w/ O.E. Number	HSA-5056 HSA-5057 HSA-5061 HSA-5067 HSA-5075 HSA-5080 HSA-5095	— — — 74003 — — —	— — — — — — —	— — — — — 66878 66891	65110 66638 66672 — 66671 — —	— — — — — — —
PEERLESS TRAILER							
—	Models w/ Air Suspension	72-61 —	— —	— —	— —	66884 66898	— —
PETERBILT TRUCK — 270, 271							
—	270 Series	ACHF113	—	—	65405	—	—
—	271 Series	ACHB966	—	—	—	65468	—
PETERBILT TRUCK — 320 COE							
—	Models (Steering Axle) w/ Split Progressive Spring Suspension	02-01787	—	—	65101	—	—
PETERBILT TRUCK — 330							
—	Models (Steering Axle) w/ O.E. Number	02-02738 02-03020	— —	— —	65434 65432	— —	— —
—	Models (Drive Axle) w/ Low Air Leaf Suspension	03-07423	—	—	—	65400	—
—	Models (Drive Axle) w/ O.E. Number	03-07421	—	—	—	65444	—
PETERBILT TRUCK — 349, 353, 359							
—	Models (Steering Axle) w/ 12000 lb. Capacity Suspension	02-00376 02-00495 02-02736	74028 74028 74028	— — —	— — —	— — —	— — —
PETERBILT TRUCK — 357, 375, 376, 377, 378, 379							
—	378 Series	03-07423	—	—	—	65400	—
—	379 Series	20-16775	—	—	—	—	66101
—	Models (Steering Axle) w/ Air Suspension w/ Set Back Front Axle	02-02061 02-02739	— —	— —	65401 65401	— —	— —
—	Models (Steering Axle) w/ Air Suspension w/o Set Back Front Axle	02-02142 02-02740	— —	— —	65411 65411	— —	— —
—	Models (Steering Axle) w/ Spring Suspension w/ Set Back Front Axle	02-01890 02-02738 02-02741	— — —	— — —	65113 65434 65113	— — —	— — —
—	Models (Steering Axle) w/ Spring Suspension w/o Set Back Front Axle	02-01787 02-02742	— —	— —	65101 65101	— —	— —
—	Models (Drive Axle) w/ Air Leaf Suspension New Style Old Style	03-04629 03-04176	— —	— 74424	— —	65402 —	— —
—	Models (Drive Axle) w/ Air Trac Suspension After Nov. 1982 Up to Nov. 1982	03-04629 03-04176	— —	— 74424	— —	65402 —	— —
—	Models (Drive Axle) w/ Chalmer 40000 lb. Suspension	665174	—	—	—	66636	—
—	Models (Drive Axle) w/ FlexAir Suspension (83000 lb)	C71-6000 C716000	— —	— —	— —	65495 65495	— —

TRUCKS, TRAILERS AND SUSPENSIONS		OEM	STANDARD		GAS		CAB SHOCK
							
PETERBILT TRUCK — 357, 375, 376, 377, 378, 379 — Continued							
—	Models (Drive Axle) w/ Low Air Leaf Suspension	03-05384 03-06084 03-07423 85033 665633	— — — — —	— — — — —	— — — — —	65400 65400 65400 65400 65400	— — — — —
—	Models (Drive Axle) w/ Neway ARD 125/244-8 Series Air Suspension	90044011	—	74406	—	—	—
—	Models (Cab Shock) w/ Link Cab Suspension	1201-0012 1202-0054	— —	— —	— —	— —	66178 66104
—	Models (Cab Shock) w/ Unibuilt Cab	29-02455	—	—	—	—	66145
PETERBILT TRUCK — 362 COE							
—	Models (Steering Axle) w/ 12000 lb. Capacity Suspension	02-02736	74028	—	—	—	—
—	Models (Steering Axle) w/ 14600 lb. Taperleaf Spring w/ Set Front Back Axle	02-02142 02-02740	— —	— —	65411 65411	— —	— —
—	Models (Steering Axle) w/ Progressive Spring Suspension	02-01890 02-02738	— —	— —	65113 65434	— —	— —
—	Models (Steering Axle) w/o Set Back Front Axle	02-00376 02-00495	74028 74028	— —	— —	— —	— —
—	Models (Drive Axle) w/ Air Leaf Suspension New Style Old Style	03-04629 03-04176	— —	— 74424	— —	65402 —	— —
—	Models (Drive Axle) w/ Air Trac Suspension After Nov. 1982 Up to Nov. 1982	03-07421 03-04629 03-04176	— — —	— — 74424	— — —	65444 65402 —	— — —
—	Models (Drive Axle) w/ Chalmer 40000 lb. Suspension	665174	—	—	—	66636	—
—	Models (Drive Axle) w/ Low Air Leaf Suspension	03-05384 03-06084 03-07423 665633	— — — —	— — — —	— — — —	65400 65400 65400 65400	— — — —
—	Models (Drive Axle) w/ Neway ARD 125/244-8 Series Air Suspension	90044011	—	74406	—	—	—
—	Models (Cab Shock) w/ Link Cab Suspension	1202-0032	—	—	—	—	66106
—	Models (Cab Shock) w/ O.E. Number	20-18744	—	—	—	—	66186
—	Models (Cab Shock) w/ Unibuilt Cab	20-12328	—	—	—	—	66186
PETERBILT TRUCK — 372 COE							
—	Models (Steering Axle) w/ Air Suspension	02-02061 02-02739	— —	— —	65401 65401	— —	— —
—	Models (Steering Axle) w/ Spring Suspension	02-01890	—	—	65113	—	—
—	Models (Drive Axle) w/ Air Leaf Suspension New Style Old Style	03-04629 03-04176	— —	— 74424	— —	65402 —	— —
—	Models (Drive Axle) w/ Air Trac Suspension After Nov. 1982 Up to Nov. 1982	03-04629 03-04176	— —	— 74424	— —	65402 —	— —
—	Models (Drive Axle) w/ Chalmer 40000 lb. Suspension	665174	—	—	—	66636	—
—	Models (Drive Axle) w/ Low Air Leaf Suspension	03-05384 03-06084 03-07423 665633	— — — —	— — — —	— — — —	65400 65400 65400 65400	— — — —
—	Models (Drive Axle) w/ Neway ARD 125/244-8 Series Air Suspension	90044011	—	74406	—	—	—
PETERBILT TRUCK — 385, 387							
—	Models (Steering Axle) w/ Air Suspension w/o Set Back Front Axle	02-02142	—	—	65411	—	—

TRUCKS, TRAILERS AND SUSPENSIONS		OEM	STANDARD		GAS		CAB SHOCK
							

PETERBILT TRUCK — 385, 387 — Continued

—	Models (Steering Axle) w/ Spring Suspension w/ Set Back Front Axle	02-01890 02-02738 02-02741 680348	— — — —	— — — —	65113 65434 65113 65113	— — — —	— — — —
—	Models (Steering Axle) w/ Spring Suspension w/o Set Back Front Axle	02-01787 02-02742 02-04010	— — —	— — —	65101 65101 65101	— — —	— — —
—	Models (Drive Axle) w/ Air Leaf Suspension New Style Old Style	03-04629 03-04176	— —	— 74424	— —	65402 —	— —
—	Models (Drive Axle) w/ Air Trac Suspension After Nov. 1982 Up to Nov. 1982	03-04629 03-04176	— —	— 74424	— —	65402 —	— —
—	Models (Drive Axle) w/ Chalmer 40000 lb. Suspension	665174	—	—	—	66636	—
—	Models (Drive Axle) w/ FlexAir Suspension (83000 lb)	C71-6000	—	—	—	65495	—
—	Models (Drive Axle) w/ Low Air Leaf Suspension	03-05384 03-06084 03-07423 665633 680435	— — — — —	— — — — —	— — — — —	65400 65400 65400 65400 65400	— — — — —
—	Models (Drive Axle) w/ Neway ARD 125/244-8 Series Air Suspension	90044011	—	74406	—	—	—
—	Models (Drive Axle) w/ Quadraflex 4 Spring Suspension	03-04628 03-07420	— —	74409 74409	— —	65404 65404	— —
—	Models (Cab Shock) w/ O.E. Number	29-06005 29-06032 PP2582-870 83012	— — — —	— — — —	— — — —	— — — —	66125 66125 66125 66125
—	Models (Steering Axle) w/ Composite Spring	665858	—	—	65159	—	—

RAMERIZ TRAILER

—	Models w/ Reyco 86AR-RS1015 Air Ride Suspension	18165-01 —	— —	— —	— —	66884 66898	— —
---	---	---------------	--------	--------	--------	----------------	--------

RAVENS TRAILER

—	All w/ Neway, Hendrickson (Turner) or Reyco Suspension	—	—	—	■100■	—	—
---	--	---	---	---	-------	---	---

RED LION TRAILER

—	Models w/ Neway Air Suspension	90044989 90045019	— —	— —	— —	65461 65462	— —
—	Models w/ Over The Road Slider w/ Neway Air Suspension	90044978	—	—	—	66660	—

REITNOUER TRAILER

—	All w/ Neway, Hendrickson (Turner) or Reyco Suspension	—	—	—	■100■	—	—
---	--	---	---	---	-------	---	---

REX

—	Cement Truck (Steering Controls)	102-31602-01 630811	— —	— —	— —	66502 66502	— —
—	Cement Truck (Steering Controls) w/ Permanent Welded Pins	—	—	—	—	66504	—

REYCO SUSPENSION (See Tuthill Technologies)

—	200 Series Air Suspension	20129-01	—	—	—	65454	—
—	240 Series Air Suspension	20129-01	—	—	—	65454	—
—	Drive Axle 79KB	16725-01	—	—	—	66878	—
—	Drive Axle 101A	18166-01	—	74412	—	65441	—
—	Drive Axle 101AR	18166-01	—	74412	—	65441	—
—	Drive Axle 102	16725-01	—	—	—	66878	—
—	Drive Axle 102AR	12887-01	—	—	—	65401	—

■100■ Check to see which Suspension is on the Trailer. Then see the correct Suspension Manufacturer listed in the Axle Suspension section.





TRUCKS, TRAILERS AND SUSPENSIONS	OEM	STANDARD		GAS		CAB SHOCK
						

REYCO SUSPENSION (See Tuthill Technologies) — Continued

—	Drive Axle 102AR for Western Star	19824-01	—	—	—	66884 66898	—
—	Drive Axle 102AR Special	17146-01	—	—	—	66894	—
—	Drive Axle 102AR-7	17794-01	—	—	—	66891	—
—	Drive Axle 102AR-LM	19623-01	—	—	—	66638	—
—	Reyco Trailer 23ART	23523-01 23524-01	—	—	—	65500 65501	—
—	Reyco Trailer 25ART	23553-01	—	—	—	65502	—
—	RS1020 Flatbed Trailer (slider)	20967-01	—	—	—	65481	—
—	Steering Axle	14954-01	—	—	66957	—	—
—	Steering Axle 1207	17403-01	—	—	66833	—	—
—	Steering Axle 1209	17408-01	—	—	66833	—	—
—	Steering Axle 1209, 1212	17358-01 19495-01	—	—	66833 66969	—	—
—	Trailer	18800-01	—	—	—	66893	—
—	Trailer 21AR	12887-01	—	—	—	65401	—
—	Trailer 44AR/RS1020 Air Suspension	25157-01	—	—	—	65421	—
—	Trailer 74AR	12887-01	—	—	—	65401	—
—	Trailer 81C	12885-01 12885-03	—	74405	—	— 65416	—
—	Trailer 81LC	12885-01	—	74405	—	—	—
—	Trailer 81S	12885-03	—	—	—	65416	—
—	Trailer 86AR	18165-01 —	—	—	—	66884 66898	—
—	Trailer 87 for Great Dane	18163-01 18164-01 18165-01 —	—	—	—	66886 66833 66884 66898	—
—	Trailer 87-9	12885-01	—	74405	—	—	—
—	Trailer 87-14	12885-01 16230-01 18146-01	—	74405 74408 74413	—	— 65449 65442	—
—	Trailer 87-17	12885-01 16230-01	—	74405 74408	—	— 65449	—
—	Trailer 87M-12	18146-01	—	74413	—	65442	—

RIDEWELL CORPORATION

—	Air Ride Mono Pivot 240	1270563B003	—	—	—	65493	—
—	Mobile Home & RV w/ Air Suspension	AS563B S6009B	—	—	—	66893 66893	—
—	Model RAD-221R Drive Axle	S2607B S5477B S5478B	—	74001 74001 74001	—	— — —	—
—	Model RAR-210 For Trailers w/ 25" Drop	AS3069B	—	—	—	66833	—
—	Model RAR-210 Tag Axle	AS563B S6009B	—	—	—	66893 66893	—
—	Model RAR-210 w/ Double Convolution Spring	AS789B S5878B	—	—	—	66886 66886	—
—	Model RAR-210 w/ Shock Absorbers Bracket 2 1/2" Above Frame Rail	—	—	—	—	66884 66898	—
—	Model RAR-210 w/ Shock Absorbers Bracket 2 7/8" Above Lower Frame Rail	—	—	—	—	66886	—
—	Model RAR-210 w/ Shock Absorbers Bracket 3" Above Lower Frame Rail	—	—	—	—	66833	—
—	Model RAR-210 w/ Shock Absorbers Bracket Even with Underside of Frame	AS546B —	—	—	—	66884 66898	—

TRUCKS, TRAILERS AND SUSPENSIONS		OEM	STANDARD		GAS		CAB SHOCK
							

RIDEWELL CORPORATION — Continued





—	Model RAR-221 Tag Axle	AS563B AS789B S5878B S6009B	— — — —	— — — —	— — — —	66893 66886 66886 66893	— — — —
—	Model RAR-221-11, 12, 13-USW Trailer	AS563B S6009B	— —	— —	— —	66893 66893	— —
—	Model RAR-221AS-11-USW Trailer	AS3069B	—	—	—	66833	—
—	Model RAR-221AS-12-USW Trailer	AS546B —	— —	— —	— —	66884 66898	— —
—	Model RD-202B Tandem Drive Axle	S5478B	—	74001	—	—	—
—	Model RUA-220B Lift Tag Axle & Trailer Lift Suspension	AS563B AS789B S5878B S6009B	— — — —	— — — —	— — — —	66893 66886 66886 66893	— — — —
—	Models w/ O.E. Number	AS575B S4025B S5813B S7120B S7172B S7249B S7365B	— — — — — — —	— 74406 74412 74006 — 74001 74003	— — — — — — —	66833 — 65441 — 66886 — —	— — — — — — —
—	Models with HD Air Suspension	1270563B000 1270563B003 1270789B000	— — —	— — —	— — —	65416 65416 66886	— — —
—	Pusher w/ Lift Axle	AS563B S6009B	— —	— —	— —	66893 66893	— —





SPARTAN MOTORS

—	1000 Series — Exc. Diesel	0251-SS5 0277-SS5	— —	— —	66666 66666	66666 66666	— —
—	1000 Series w/ Diesel	0252-SS5 0278-SS5	— —	— —	66667 66667	66667 66667	— —
—	BC Legacy — Exc. Diesel	0251-SS5 0277-SS5	— —	— —	66666 66666	66666 66666	— —
—	BC Legacy w/ Diesel	0252-SS5 0278-SS5	— —	— —	66667 66667	66667 66667	— —
—	EC 2000 — Exc. Diesel	0251-SS5 0277-SS5	— —	— —	66666 66666	66666 66666	— —
—	EC 2000 w/ Diesel	0252-SS5 0278-SS5	— —	— —	66667 66667	66667 66667	— —
—	Firetruck	0272-SS5 —	— —	74075 74025	— —	— —	— —
—	Models w/ O.E. Number	59011	—	—	66957	—	—

STERLING — 8500 & 9500 Series (LT Series)

2004	8500 (101" BBC), 9500 (113" & 122" BBC) Series (Drive Axle) w/ Overslug Leaf	16-15770-000 47-1700-125-969	— —	— —	— —	65526 65526	— —
2003-98	8500 (101" BBC), 9500 (113" & 122" BBC) Series (Steering Axle) w/ 8500, 9000 lb. 54" Multileaf Spring	F6HT-18045-JB F6HT-18045-JC	— —	— —	66670 66670	— —	— —
2003-98	8500 (101" BBC), 9500 (113" & 122" BBC) Series (Steering Axle) w/ 8500, 9000 lb. 54" Taperleaf Springs	F6HT-18045-HB F6HT-18045-HC	— —	— —	65123 65123	— —	— —
2003-98	8500 (101" BBC), 9500 (113" & 122" BBC) Series (Steering Axle) w/ 10000 lb. 54" Multileaf Spring	F6HT-18045-KA	—	—	66670	—	—
2003-98	8500 (101" BBC), 9500 (113" & 122" BBC) Series (Steering Axle) w/ 10000, 12000 lb. 54" Taperleaf Springs	F6HT-18045-AC	—	—	65123	—	—
2003-98	8500 (101" BBC), 9500 (113" & 122" BBC) Series (Steering Axle) w/ 12000 lb. 60" Taperleaf Spring	F6HT-18045-EB F6HT-18045-EC	— —	— —	65429 65429	— —	— —
2003-98	8500 (101" BBC), 9500 (113" & 122" BBC) Series (Steering Axle) w/ 12000, 13000 lb. Axles	F6HT-18045-LA	—	—	65456	—	—

TRUCKS, TRAILERS AND SUSPENSIONS		OEM	STANDARD		GAS		CAB SHOCK
							
STERLING — 8500 & 9500 Series (LT Series) — Continued							
2003-98	8500 (101" BBC), 9500 (113" & 122" BBC) Series (Steering Axle) w/ 12000, 13200 lb. 54" Multileaf Springs	F6HT-18045-BC	—	—	66646	—	—
2003-98	8500 (101" BBC), 9500 (113" & 122" BBC) Series (Steering Axle) w/ 13200, 14600 lb. 54" Taperleaf Spring	F6HT-18045-GB F6HT-18045-GC	— —	— —	65429 65429	— —	— —
2003-98	8500 (101" BBC), 9500 (113" & 122" BBC) Series (Steering Axle) w/ 14600, 16000 lb. 54" Multileaf Springs	F6HT-18045-CC	—	—	66668	—	—
2003-98	8500 (101" BBC), 9500 (113" & 122" BBC) Series (Steering Axle) w/ 16000 lb. Multileaf Spring	F6HT-18045-AA	—	—	65123	—	—
2003-98	8500 (101" BBC), 9500 (113" & 122" BBC) Series (Drive Axle) w/ 14000, 15000, 17500 lb. Multileaf Spring	XC45-18080-AA	—	—	—	65103	—
2003-98	8500 (101" BBC), 9500 (113" & 122" BBC) Series (Drive Axle) w/ 17500, 19000, 23000 lb. 46" Taperleaf Spring	F4HT-18080-AB	—	—	—	65103	—
2003-98	8500 (101" BBC), 9500 (113" & 122" BBC) Series (Drive Axle) w/ 21000, 23000 lb. 46" Taperleaf Spring	F4HT-18080-BA	—	—	—	65102	—
2003-98	8500 (101" BBC), 9500 (113" & 122" BBC) Series (Drive Axle) w/ 21000, 23000 lb. 52" Taperleaf Spring	F6HT-18080-JA	—	—	—	65102	—
2003-98	8500 (101" BBC), 9500 (113" & 122" BBC) Series (Drive Axle) w/ 23000 lb. 52" Taperleaf Softride Spring	F6HT-18080-CA	—	—	—	65103	—
2003-98	8500 (101" BBC), 9500 (113" & 122" BBC) Series (Drive Axle) w/ FAS II Air Suspension	16-15817-000	—	74425	—	65490	—
2003-98	8500 (101" BBC), 9500 (113" & 122" BBC) Series (Drive Axle) w/ Hendrickson HA-210 & HA-230 Rear Air Suspension	47902-28 F6HT-18080-FC	— —	— —	— —	65420 65420	— —
2003-98	8500 (101" BBC), 9500 (113" & 122" BBC) Series (Drive Axle) w/ Hendrickson HAS-40LH Air Suspension	57241-2 F6HT-18080-DA	— —	— —	— —	65480 65480	— —
2003-98	8500 (101" BBC), 9500 (113" & 122" BBC) Series (Drive Axle) w/ Neway AD123 Rear Air Suspension	90045099 F6HT-18080-EA	— —	— —	— —	65418 65418	— —
2003-90	8500 (101" BBC), 9500 (113" & 122" BBC) Series (Steering Axle) w/ 16000 lb. Multileaf Spring	F6HT-18045-AA	—	—	65123	—	—
STERLING — 9500 Series (AT Series)							
2003-98	9500 (113" & 122" BBC) Series (Steering Axle) w/ 8500, 9000 lb. 54" Multileaf Spring	F6HT-18045-JB F6HT-18045-JC XC45-18045-AA	— — —	— — —	66670 66670 66670	— — —	— — —
2003-98	9500 (113" & 122" BBC) Series (Steering Axle) w/ 8500, 9000 lb. 54" Taperleaf Springs	F6HT-18045-HB F6HT-18045-HC	— —	— —	65123 65123	— —	— —
2003-98	9500 (113" & 122" BBC) Series (Steering Axle) w/ 10000 lb. 54" Multileaf Spring	F6HT-18045-KA	—	—	66670	—	—
2003-98	9500 (113" & 122" BBC) Series (Steering Axle) w/ 10000, 12000 lb. 54" Taperleaf Springs	F6HT-18045-AC	—	—	65123	—	—
2003-98	9500 (113" & 122" BBC) Series (Steering Axle) w/ 12000 lb. 60" Taperleaf Spring	F6HT-18045-EB F6HT-18045-EC	— —	— —	65429 65429	— —	— —
2003-98	9500 (113" & 122" BBC) Series (Steering Axle) w/ 12000, 13200 lb. 54" Multileaf Springs	F6HT-18045-BC	—	—	66646	—	—
2003-98	9500 (113" & 122" BBC) Series (Steering Axle) w/ 13200, 14600 lb. 54" Taperleaf Spring	F6HT-18045-GB F6HT-18045-GC	— —	— —	65429 65429	— —	— —
2003-98	9500 (113" & 122" BBC) Series (Steering Axle) w/ 14600, 16000 lb. 54" Multileaf Springs	F6HT-18045-CC	—	—	66668	—	—
2003-98	9500 (113" & 122" BBC) Series (Drive Axle) w/ 14000, 15000, 17500 lb. Multileaf Spring	XC45-18080-AA	—	—	—	65103	—
2003-98	9500 (113" & 122" BBC) Series (Drive Axle) w/ 17500, 19000, 23000 lb. 46" Taperleaf Spring	F4HT-18080-AB	—	—	—	65103	—
2003-98	9500 (113" & 122" BBC) Series (Drive Axle) w/ 21000, 23000 lb. 46" Taperleaf Spring	F4HT-18080-BA	—	—	—	65102	—
2003-98	9500 (113" & 122" BBC) Series (Drive Axle) w/ 21000, 23000 lb. 52" Taperleaf Spring	F6HT-18080-JA	—	—	—	65102	—
2003-98	9500 (113" & 122" BBC) Series (Drive Axle) w/ 23000 lb. 52" Taperleaf Softride Spring	F6HT-18080-CA	—	—	—	65103	—
2003-98	9500 (113" & 122" BBC) Series (Drive Axle) w/ FAS II Air Suspension	16-15817-000	—	74425	—	65490	—

TRUCKS, TRAILERS AND SUSPENSIONS		OEM	STANDARD		GAS		CAB SHOCK
							
STERLING — 9500 Series (AT Series) — Continued							
2003-98	9500 (113" & 122" BBC) Series (Drive Axle) w/ Hendrickson HA-210 & HA-230 Rear Air Suspension	47902-28 F6HT-18080-FC	—	—	—	65420 65420	—
2003-98	9500 (113" & 122" BBC) Series (Drive Axle) w/ Hendrickson HAS-40LH Air Suspension	57241-2 F6HT-18080-DA	—	—	—	65480 65480	—
2003-98	9500 (113" & 122" BBC) Series (Drive Axle) w/ Neway AD123 Rear Air Suspension	90045099 F6HT-18080-EA	—	—	—	65418 65418	—
2003-98	9500 (113" & 122" BBC) Series (Cab Shock) w/ O.E. Number	F6HT-5K407-AB F7HT-5K407-BA F8HT-5K407-AA	—	—	—	—	66193 66193 66195

STERLING — Acterra 5500, 6500, 7500, 8500 Series

2003-01	5500, 6500, 7500, 8500 (Steering Axle) w/ 6,000 - 9,000 lb. Spring	680-323-0200	—	—	66613	—	—
2003-01	5500, 6500, 7500, 8500 (Steering Axle) w/ 9000, 11000, 12000 lb. Spring	680-323-0300	—	—	65482	—	—
2003-01	5500, 6500, 7500, 8500 (Steering Axle) w/ Steer Axle w/ 11000 lb. Spring & Up	680-323-0300	—	—	65482	—	—
2003-01	5500, 6500, 7500, 8500 (Drive Axle) w/ 15,000 lb. Spring	680-326-0000	—	—	—	66615	—

STERLING — Cargo SC7000, SC8000 Series

2003-01	SC7000, SC8000 (Steering Axle) w/ 6,000 - 9,000 lb. Spring	680-323-0200	—	—	66613	—	—
2003-01	SC7000, SC8000 (Steering Axle) w/ 11000 - 12000 lb. Spring	680-323-0300	—	—	65482	—	—
2003-98	SC7000, SC8000 (Steering Axle) w/ 12000, 13000 lb. Axles	F6HT-18045-LA	—	—	65456	—	—
2003-98	SC7000, SC8000 (Steering Axle) w/ 16000 lb. Multileaf Spring	F6HT-18045-AA	—	—	65123	—	—

STROUGHTON TRAILERS

—	All w/ Neway, Hendrickson (Turner) or Reyco Suspension	—	—	—	■100■	—	—
---	--	---	---	---	-------	---	---

TL-BROOK TRAILER

—	All w/ Neway, Hendrickson (Turner) or Reyco Suspension	—	—	—	■100■	—	—
---	--	---	---	---	-------	---	---





TRAIL KING TRAILER

—	All w/ Neway, Hendrickson (Turner) or Reyco Suspension	—	—	—	■100■	—	—
---	--	---	---	---	-------	---	---

TRAILMOBILE CANADA CORP.

—	Trailer with O.E. Part Numbers	43-4-235	—	—	—	66610	—
		43-4-236	—	—	—	66636	—
		43-4-237	—	—	—	66893	—
		43-4-239	—	—	—	66886	—
		43-4-241	—	—	—	66884	—
		43-4-277	—	—	—	66893	—
		43-4-278	—	—	—	66660	—
		43-4-279	—	—	—	66636	—
		43-6-028	—	—	—	66893	—
		43-6-118	—	—	—	66893	—
		43-6-137	—	—	—	66884	—
		43-6-158	—	—	—	66894	—
		43-6-164	—	—	—	66886	—
		43-8-002	—	—	—	66894	—
		43-8-011	—	—	—	66886	—
		43-8-013	—	—	—	66893	—
		43-8-014	—	—	—	66894	—
		43-8-015	—	—	—	66884	—
		43-8-022	—	—	—	66957	—
		43-8-031	—	—	—	66636	—
		—	—	—	—	66898	—
—	Trailers with Granning Air Susp. T-350A	43-8-022	—	—	—	66957	—
—	Trailers with Hendrickson Air Susp. HT230T (23000 lb. Capacity)	43-6-118	—	—	—	66893	—

■100■ Check to see which Suspension is on the Trailer. Then see the correct Suspension Manufacturer listed in the Axle Suspension section.

TRUCKS, TRAILERS AND SUSPENSIONS		OEM	STANDARD		GAS		CAB SHOCK	
								
TRAILMOBILE CANADA CORP. — Continued								
—	Trailers with Hendrickson Air Susp. HT250U, HT250U-Y	A-2212	—	—	—	66636	—	
—	Trailers with Hendrickson Air Susp. T23-RL-17	43-8-011	—	—	—	66886	—	
—	Trailers with Hendrickson Air Susp. T23-US-6 (Non-Liftable)	43-8-015	—	—	—	66884	—	
		—	—	—	—	66898	—	
—	Trailers with Hendrickson Air Susp. T23-US-9 (Liftable & Non-Liftable)	43-8-014	—	—	—	66894	—	
—	Trailers with Hendrickson Air Susp. T30-US-6, -12, -14, -17	43-8-013	—	—	—	66893	—	
—	Trailers with Neway Air Susp. AR90-1-14, -17	90044089	—	—	—	66886	—	
—	Trailers with Neway Air Susp. AR90-14, -17	90044089	—	—	—	66886	—	
—	Trailers with Neway Air Susp. AR92-14	90044992	—	—	—	66634	—	
—	Trailers with Neway Air Susp. AR92-17	90044642	—	—	—	66636	—	
—	Trailers with Neway Air Susp. AR93-14	90045054	—	—	—	66610	—	
—	Trailers with Neway Air Susp. AR93-17	90044089	—	—	—	66886	—	
—	Trailers with Neway Air Susp. AR95-9-HD, -12-HD, -14-HD,	90044625	—	—	—	66884	—	
		—	—	—	—	66898	—	
—	Trailers with Neway Air Susp. RL196-12	90044977	—	—	—	66893	—	
—	Trailers with Neway Air Susp. RL196-14, -15	90044978	—	—	—	66660	—	
—	Trailers with Neway Air Susp. RL196-16, -17	90044979	—	—	—	66636	—	
—	Trailers with Reyco Air Susp. Model #21AR (25000 lb. Capacity)	43-8-002	—	—	—	66894	—	
—	Trailers with Reyco Air Susp. Model #74AR (30000 lb. Capacity)	43-8-002	—	—	—	66894	—	
—	Trailers with Reyco Air Susp. Model #86AR	43-8-015	—	—	—	66884	—	
		—	—	—	—	66898	—	

TRANSCRAFT TRAILER

—	All w/ Neway, Hendrickson (Turner) or Reyco Suspension	—	—	—	■100■	—	—
---	--	---	---	---	-------	---	---

TRAVIS TRAILERS

—	All w/ Neway, Hendrickson (Turner) or Reyco Suspension	—	—	—	■100■	—	—
---	--	---	---	---	-------	---	---





TRINITY TRAILER

—	All w/ Neway, Hendrickson (Turner) or Reyco Suspension	—	—	—	■100■	—	—
---	--	---	---	---	-------	---	---

TURNER/QUICK LIFT CORP. (See Hendrickson Trailer Suspension)

—	Models w/ O.E. Number	A-20126	—	—	—	65416	—
		A2230	—	—	—	66833	—
		A2232	—	—	—	66833	—
		A2471	—	—	—	66884	—
		A4089	—	—	—	66894	—
		T9114A	74423	—	—	—	—
		—	—	—	—	66898	—
—	T-6-062, 370, 422 Air Suspension (Underslung)	A1667	—	—	—	66893	—
—	T-6-071 Air Suspension (Underslung)	A2212	—	—	—	66636	—
—	T-9-084 Air Suspension (Underslung)	A2240	—	—	—	66894	—
—	T-9-106, 278, 313 Air Suspension (Underslung)	A4084	—	—	—	66833	—
—	T-9-390 Air Suspension (Underslung)	A2213	—	—	—	66638	—
—	T-9-422 Air Suspension (Underslung)	A1667	—	—	—	66893	—
—	T-15-140, 155, 172, 244, 376 Air Suspension (Overslung)	A2218	—	—	—	66969	—
—	T-15-324 Air Suspension (Overslung)	A2160	—	—	—	66886	—
—	T-17-141, 174, 284 Air Suspension (Overslung)	A2218	—	—	—	66969	—
—	T-DC 14" to 17" Ride Height	A2160	—	—	—	66886	—
—	T-MB 14" Ride Height	A2213	—	—	—	66638	—
—	T-RL 15" to 17" Ride Height	A2218	—	—	—	66969	—
—	T23-US-9-011 Air Suspension	A2213	—	—	—	66638	—
—	TDC-014 Air Suspension	A2212	—	—	—	66636	—

■100■ Check to see which Suspension is on the Trailer. Then see the correct Suspension Manufacturer listed in the Axle Suspension section.

TRUCKS, TRAILERS AND SUSPENSIONS		OEM	STANDARD		GAS		CAB SHOCK
							

TURNER/QUICK LIFT CORP. (See Hendrickson Trailer Suspension) — Continued





—	TMB-14-120 Air Suspension	A2213	—	—	—	66638	—
—	TMB-17-135 Air Suspension	A4084	—	—	—	66833	—

TUTHILL TECHNOLOGIES





—	200 Series Air Suspension	20129-01	—	—	—	65454	—
—	240 Series Air Suspension	20129-01	—	—	—	65454	—
—	Drive Axle 79KB	16725-01	—	—	—	66878	—
—	Drive Axle 101A	18166-01	—	74412	—	65441	—
—	Drive Axle 101AR	18166-01	—	74412	—	65441	—
—	Drive Axle 102	16725-01	—	—	—	66878	—
—	Drive Axle 102AR	12887-01	—	—	—	65401	—
—	Drive Axle 102AR for Western Star	19824-01	—	—	—	66884	—
—	Drive Axle 102AR Special	17146-01	—	—	—	66894	—
—	Drive Axle 102AR-7	17794-01	—	—	—	66891	—
—	Drive Axle 102AR-LM	19623-01	—	—	—	66638	—
—	Model L120FS Drop Steer Axle	66502	—	—	—	66502	—
—	Models with O.E. Number	6608	—	—	—	66502	—
		680162	—	74405	—	—	—
—	RS1020 Flatbed Trailer (slider)	20967-01	—	—	—	65481	—
—	Steering Axle	14954-01	—	—	66957	—	—
—	Steering Axle 1207	17403-01	—	—	66833	—	—
—	Steering Axle 1209	17408-01	—	—	66833	—	—
—	Steering Axle 1209, 1212	17358-01	—	—	66833	—	—
		19495-01	—	—	66969	—	—
—	Trailer	18800-01	—	—	—	66893	—
—	Trailer 21AR	12887-02	—	—	—	65401	—
—	Trailer 23ART	23523-01	—	—	—	65500	—
		23524-01	—	—	—	65501	—
—	Trailer 25ART	23553-01	—	—	—	65502	—
—	Trailer 44AR/RS1020 Air Suspension	25157-01	—	—	—	65421	—
—	Trailer 74AR	12887-01	—	—	—	65401	—
—	Trailer 81C	12885-01	—	74405	—	—	—
		12885-03	—	—	—	65416	—
—	Trailer 81LC	12885-01	—	74405	—	—	—
—	Trailer 81S	12885-03	—	—	—	65416	—
—	Trailer 86AR	18165-01	—	—	—	66884	—
—	Trailer 87 for Great Dane	18163-01	—	—	—	66886	—
		18164-01	—	—	—	66833	—
		18165-01	—	—	—	66884	—
—	Trailer 87-9	12885-01	—	74405	—	—	—
—	Trailer 87-14	12885-01	—	74405	—	—	—
		16230-01	—	74408	—	65449	—
		18146-01	—	74413	—	65442	—
—	Trailer 87-17	12885-01	—	74405	—	—	—
		16230-01	—	74408	—	65449	—
—	Trailer 87M-12	18146-01	—	74413	—	65442	—

U.D. - NISSAN

—	CPB, CPC	56110-Z0001	—	—	66674	—	—
		56110-Z2000	—	—	66674	—	—
		56110-Z3020	—	—	66674	—	—
—	UD1300	56110-T8123	—	—	66400	—	—
		56110-T8129	—	—	66400	—	—
		56210-T8603	—	—	—	66401	—
		56210-T8627	—	—	—	66401	—
—	UD1800 Series	56110-Z5008	—	—	66601	—	—

TRUCKS, TRAILERS AND SUSPENSIONS		OEM	STANDARD		GAS		CAB SHOCK	
								
U.D. - NISSAN — Continued								
—	UD2000 Series	56110-Z5009 56110-Z5011	—	—	66601 66602	—	—	—
—	UD2600, UD2800	56110-Z5017	—	—	66625	—	—	—
—	UD3000, UD3300	56110-Z5014	—	—	66625	—	—	—
UNITED MFG. CO.								
—	Models w/ O.E. Number	K-96-41	—	74006	—	—	—	—
UTILITY TRAILER								
—	All w/ Neway, Hendrickson (Turner) or Reyco Suspension	—	—	—	■100■	—	—	—
—	Models w/ Hendrickson Air Suspension	A20001	—	—	—	65419	—	—
VOLVO/WHITE/GMC TRUCK — Aero Series - WCA, WIA Models								
—	Aero Series (WIA Models) (Cab Shock) w/ O.E. Number	66010-0008 8162662 8168617	—	—	—	—	—	66123 66123 66101
—	All (Steering Axle) w/ Front Dual Shock Absorbers	02-7005976 3082284	—	—	66903 66903	—	—	—
—	All (Steering Axle) w/ Front Single Shock Absorber	37301-0016 37301-0021 37301-3201 8065787	—	—	65105 65105 65115 65105	—	—	—
—	All (Drive Axle) w/ Air Suspension	35901-3201 8026658 8071524 8077874 8169859	—	—	—	65466 65415 65406 65466 65466	—	—
VOLVO/WHITE/GMC TRUCK — Brigadier Series								
—	All (Steering Axle)	22012065 22046483	74006 74006	—	—	—	—	—
VOLVO/WHITE/GMC TRUCK — FE Series								
—	FE6 Series (Steering Axle)	6772218 6775412 6794358 6857668 6876828	—	—	66712 66712 66712 66713 66713	—	—	—
—	FE6 Series (Drive Axle)	6790756	—	—	—	66707	—	—
—	FE7 Series (Steering Axle)	1590439 6772218 6775412	—	—	66864 66712 66712	—	—	—
—	FE7 Series (Drive Axle) up to Chassis No. 20854	1505190	—	74074	—	—	—	—
—	FE7 Series (Drive Axle) w/ Air Suspension	1591501 V8056892	—	74074	—	—	65405	—
—	FE7 Series (Drive Axle) w/ Parabolic Spring	6790756	—	—	—	66707	—	—
VOLVO/WHITE/GMC TRUCK — N Series								
—	N10, N11, N12 Series (Steering Axle)	1-0200-32-888-1 1591735 1593843 1609553 1609603	—	—	66864 66864 65118 65438 65437	—	—	—
VOLVO/WHITE/GMC TRUCK — Older Models								
1983-78	Model RC2	—	—	—	—	66828	—	—
—	1500 Series	—	—	—	66886	66828	—	—
—	3000, 4000 & 9000 Series w/ Front Dual Shock Absorbers	676081 676082 5554959	—	—	66902 66902 66902	—	—	—

■100■ Check to see which Suspension is on the Trailer. Then see the correct Suspension Manufacturer listed in the Axle Suspension section.

TRUCKS, TRAILERS AND SUSPENSIONS		OEM	STANDARD		GAS		CAB SHOCK
							
VOLVO/WHITE/GMC TRUCK — Older Models — Continued							
—	3014, 3015, 3016, 3020 C. O. E. and 1500	—	—	—	66841	—	—
—	9000 Series	—	74001	—	—	—	—
—	Models w/ O.E. Number	494-660 570-S-5	— 74028	— —	— —	66828 —	— —
—	Models w/ Rear Suspension	35901-0005	—	—	—	66828	—
—	Models w/ Velvet Ride Suspension	530596	—	74025	—	—	—
VOLVO/WHITE/GMC TRUCK — Road Boss, Road Commander & Road Xpeditor Series							
1983-77	All (Steering Axle) w/ Front Dual Shock Absorbers	02-7005976 02-7005977	— —	— —	66903 66903	— —	— —
—	All (Steering Axle) w/ Front Single Shock Absorber	37301-0004	—	—	66829	—	—
VOLVO/WHITE/GMC TRUCK — VHD Models							
—	All (Steering Axle)	20434880	—	—	65105	—	—
—	All (Drive Axle)	8073212	—	—	—	65475	—
VOLVO/WHITE/GMC TRUCK — VN Series							
—	VN Series (Steering Axle) w/ 12,000 / 12,500 Model 780 and all 13,200 / 14,600 Axles (AirTek) w/ Air Suspension	64838-001L 20485632 20513881 8078195	— — — —	— — — —	65494 65494 65494 65130	— — — —	— — — —
—	VN Series (Steering Axle) w/ 12,000 / 12,500 exc. Model 780	64838-002L 20485633	— —	— —	65497 65497	— —	— —
—	VN Series (Drive Axle)	8077874 8086053 8086651 8169859 20433425 20551628	— — — — — —	— — — — — —	— — — — — —	65466 65466 65486 65466 65486 65486	— — — — — —
—	VN Series (Cab Shock) Horizontal	20721254 8078546 20496217 20624917	— — — —	— — — —	— — — —	— — — —	66109 66108 66108 66108
	Vertical	8078545 20624915	— —	— —	— —	— —	66107 66107
VOLVO/WHITE/GMC TRUCK — VT Series							
—	Vocational Truck (Steering Axle)	21067501	—	—	65146	—	—
VOLVO/WHITE/GMC TRUCK — WC & WI Series							
—	All (Steering Axle) w/ Front Dual Shock Absorbers	02-7005976 3082284	— —	— —	66903 66903	— —	— —
—	All (Steering Axle) w/ Front Single Shock Absorber	37301-0005 37301-0016 37301-0021 8065787	— — — —	— — — —	66714 65105 65105 65105	— — — —	— — — —
—	All (Steering Axle) w/ O.E. Number	37301-3201 37301-3202	— —	— —	65115 66715	— —	— —
—	All (Drive Axle) w/ Air Suspension	35901-3201 8026658 8071524 8169859	— — — —	— — — —	— — — —	65466 65415 65406 65466	— — — —
—	All w/ Hendrickson Air Suspension	47920-24 8027631	— —	— —	— —	65420 65420	— —
VOLVO/WHITE/GMC TRUCK — WG Series							
—	All (Steering Axle) w/ Front Single Shock Absorber	37301-3201 8065787	— —	— —	65115 65105	— —	— —

TRUCKS, TRAILERS AND SUSPENSIONS	OEM	STANDARD		GAS		CAB SHOCK
						

VOLVO/WHITE/GMC TRUCK — WG Series — Continued

—	All (Drive Axle) w/ Air Suspension	35901-3201	—	—	—	65466	—
		8026658	—	—	—	65415	—
		8071524	—	—	—	65406	—
		8169859	—	—	—	65466	—
—	All (Drive Axle) w/ TI Susp.	8073212	—	—	—	65475	—

VOLVO/WHITE/GMC TRUCK — WH Series - WHS, WHR, WHL, WHE Models

—	All (Steering Axle) w/ Front Dual Shock Absorbers	02-7005976	—	—	66903	—	—
		3082284	—	—	66903	—	—
—	All (Steering Axle) w/ Front Single Shock Absorber	37301-0005	—	—	66714	—	—
		37301-0021	—	—	65105	—	—
—	All (Drive Axle) w/ Air Suspension	35901-3201	—	—	—	65466	—
		8026658	—	—	—	65415	—
		8071524	—	—	—	65406	—
		8169859	—	—	—	65466	—

WABASH TRAILER

—	All w/ Neway, Hendrickson (Turner) or Reyco Suspension	—	—	—	■100■	—	—
---	--	---	---	---	-------	---	---





WATSON & CHALIN SUSPENSION — AL, HL, SL Series Self Steer Axle Suspension

—	AL-1100-FL, LR, SR, SRLP, SSR, SST	11418	—	—	—	66502	—
		632155	—	—	—	66502	—
—	AL-1100-SR	10148	—	—	—	66636	—
—	AL-2000	10148	—	—	—	66636	—
—	HL-1100-20	10148	—	—	—	66636	—
—	HL-1100-20FL	10147	—	—	—	66893	—
—	SL-1100-LR	12128	—	—	—	66833	—

WATSON & CHALIN SUSPENSION — TA Series Trailer Air Suspension

—	TA-250-6, 7.5, 8	10147	—	—	—	66893	—
—	TA-250-12	10148	—	—	—	66636	—
—	TA-251-6.5, 6.5FS, 7.5, 7.5FS, 8FS, 9, 9FS, 10	10147	—	—	—	66893	—
—	TA-251-12, 12FS	10148	—	—	—	66636	—
—	TA-255-9	10147	—	—	—	66893	—
—	TA-280-6.5, 7.5, 9	11604	—	—	—	66884	—
—	TA-300-9	10147	—	—	—	66893	—
—	TA-380-9	12128	—	—	—	66833	—
—	TA-525-DB	10147	—	—	—	66893	—
—	TA-550-17	10148	—	—	—	66636	—
—	TA-751-16	10148	—	—	—	66636	—
—	TA-1200-5	10147	—	—	—	66893	—
—	TA-1600-21	11604	—	—	—	66884	—
—	TA-1900-15	10147	—	—	—	66893	—
—	TA-1900-16, 17	10148	—	—	—	66636	—
—	TA-1900-18, 19	12128	—	—	—	66833	—
—	TA-2075-6	10148	—	—	—	66636	—
—	TA-2075-9	12128	—	—	—	66833	—
—	TA-2590-12, 14, 15, 17	12128	—	—	—	66833	—
—	TA-2590-12-1	10147	—	—	—	66893	—
—	TA-2590-14HD, 17HD	10148	—	—	—	66636	—
—	TA-3090-14, 17, 19	10148	—	—	—	66636	—
—	TA-3175-9	17079	—	—	—	65410	—
—	TA-5000-DB-19, F-19	12128	—	—	—	66833	—
—	TA-5000-DB-24, DB-30, F-24, F-30	11724	—	—	—	66638	—

■100■ Check to see which Suspension is on the Trailer. Then see the correct Suspension Manufacturer listed in the Axle Suspension section.

TRUCKS, TRAILERS AND SUSPENSIONS		OEM	STANDARD		GAS		CAB SHOCK
							

WATSON & CHALIN SUSPENSION — TL Series Trailer Air Lift Suspension

—	TL-1600-21	11604	—	—	—	66884	—
—	TL-2590-12, 14, 15, 17	12128	—	—	—	66833	—

WATSON & CHALIN SUSPENSION — WB Series Trailer Air Suspension

—	WB-251-6.5, 7.5, 9	10147	—	—	—	66893	—
—	WB-280-9	11604	—	—	—	66884	—
—	WB-2500-6	10148	—	—	—	66636	—
—	WB-2500-7.5, 9	12128	—	—	—	66833	—

WAYNE SWEEPER

—	Dodge D-600	2557281	—	—	66810	—	—
		2560382	—	—	66810	—	—

WESTERN STAR — 3800 Series (Aerodynamic Conventional)





1990	Heritage Series (3842S, 3864S) Front	37390-4401	—	—	66957	—	—
		37390-4402	—	—	65124	—	—
		37390-4403	—	—	65124	—	—
	Rear w/ Hendrickson Air Suspension	47902-8	—	—	—	65412	—
		47902-13	—	—	—	65412	—
		47902-24	—	—	—	65420	—
	Rear w/ Neway Air Suspension	90044025	—	—	—	66710	—
		90044907	—	—	—	66609	—





WESTERN STAR — 4800 Series (Medium-Nose Conventional)

—	Constellation Series (Cab Shock)	66010-3406 83027	—	—	—	—	66196 66169
—	Heritage Series (4842F, 4864F, 4842S, 4864S) and Constellation Series (4842FX, 4864FX) Front	37301-3401	—	—	66957	—	—
		37301-3412	—	—	66878	—	—
		37390-4401	—	—	66957	—	—
		37390-4402	—	—	65124	—	—
		37390-4403	—	—	65124	—	—
Rear w/ Chalmers Air Beam Suspension		35901-4403	—	—	—	65519	—
		47902-8	—	—	—	65412	—
		47902-13	—	—	—	65412	—
		47902-24	—	—	—	65420	—
		57905-1	—	—	—	65484	—
Rear w/ Neway Air Suspension		57905-2	—	—	—	65482	—
		57905-3	—	—	—	65481	—
		57985-1	—	—	—	65480	—
		90044025	—	—	—	66710	—
		90044907	—	—	—	66609	—
		90045099	—	—	—	65418	—
		—	Heritage Series (4842F, 4864F, 4842S, 4864S) and Constellation Series (4842FX, 4864FX) (Cab Shock) w/ Link Cab Suspension	66010-3402	—	—	—
	66010-3403	—		—	—	—	66149
	66010-3404	—		—	—	—	66149

WESTERN STAR — 4900 Series (Long-Nose Conventional)

—	Constellation Series (Cab Shock)	66010-3406 83027	—	—	—	—	66196 66169
---	----------------------------------	---------------------	---	---	---	---	----------------

TRUCKS, TRAILERS AND SUSPENSIONS		OEM	STANDARD		GAS		CAB SHOCK		
									
WESTERN STAR — 4900 Series (Long-Nose Conventional) — Continued									
—	Heritage Series (4942F, 4964F, 4942S, 4964S) and Constellation Series (4964EX, 4942FX, 4964FX, 4942SX, 4964SX) Front	37301-3401	—	—	66957	—	—		
		37301-3412	—	—	66878	—	—		
		37390-4401	—	—	66957	—	—		
		37390-4402	—	—	65124	—	—		
		37390-4403	—	—	65124	—	—		
		Rear w/ Chalmers Air Beam Suspension	35901-4403	—	—	—	65519	—	
		Rear w/ Hendrickson Air Suspension	47902-8	—	—	—	65412	—	
			47902-13	—	—	—	65412	—	
			47902-24	—	—	—	65420	—	
			57905-1	—	—	—	65484	—	
			57905-2	—	—	—	65482	—	
			57905-3	—	—	—	65481	—	
			57985-1	—	—	—	65480	—	
		Rear w/ Neway Air Suspension	90044025	—	—	—	66710	—	
			90044907	—	—	—	66609	—	
	90045099	—	—	—	65418	—			
—	Heritage Series (4942F, 4964F, 4942S, 4964S) and Constellation Series (4964EX, 4942FX, 4964FX, 4942SX, 4964SX) (Cab Shock) w/ Link Cab Suspension	66010-3402	—	—	—	—	66149		
		66010-3403	—	—	—	—	66149		
		66010-3404	—	—	—	—	66149		
WESTERN STAR — 5800 Series (Aerodynamic Medium-Nose Conventional)									
—	Constellation Series (Cab Shock)	66010-3406	—	—	—	—	66196		
		83027	—	—	—	—	66169		
—	Constellation Series (5842SS, 5864SS) Front	37301-3412	—	—	66878	—	—		
		37390-4402	—	—	65124	—	—		
		37390-4403	—	—	65124	—	—		
		Rear w/ Chalmers Air Beam Suspension	35901-4403	—	—	—	65519	—	
		Rear w/ Hendrickson Air Suspension	47902-8	—	—	—	65412	—	
			47902-13	—	—	—	65412	—	
			47902-24	—	—	—	65420	—	
			57905-1	—	—	—	65484	—	
			57905-2	—	—	—	65482	—	
			57905-3	—	—	—	65481	—	
			57985-1	—	—	—	65480	—	
		Rear w/ Neway Air Suspension	90044025	—	—	—	66710	—	
			90044907	—	—	—	66609	—	
		—	Constellation Series (5842SS, 5864SS) (Cab Shock) w/ Link Cab Suspension	66010-3402	—	—	—	—	66149
				66010-3403	—	—	—	—	66149
66010-3404	—			—	—	—	66149		
WESTERN STAR — 5900 Series (Aerodynamic Long-Nose Conventional)									
—	Heritage Series (5942S, 5964S) and Constellation Series (5942SS, 5964SS) Front	37301-3412	—	—	66878	—	—		
		37390-4402	—	—	65124	—	—		
		37390-4403	—	—	65124	—	—		
		Rear w/ Chalmers Air Beam Suspension	35901-4403	—	—	—	65519	—	
		Rear w/ Hendrickson Air Suspension	47902-8	—	—	—	65412	—	
			47902-13	—	—	—	65412	—	
			47902-24	—	—	—	65420	—	
			57905-1	—	—	—	65484	—	
			57905-2	—	—	—	65482	—	
			57905-3	—	—	—	65481	—	
			57985-1	—	—	—	65480	—	
		Rear w/ Neway Air Suspension	90044025	—	—	—	66710	—	
			90044907	—	—	—	66609	—	

TRUCKS, TRAILERS AND SUSPENSIONS		OEM	STANDARD		GAS		CAB SHOCK	
								
WESTERN STAR — 5900 Series (Aerodynamic Long-Nose Conventional) — Continued								
—	Heritage Series (5942S, 5964S) and Constellation Series (5942SS, 5964SS) (Cab Shock) w/ Link Cab Suspension	66010-3402	—	—	—	—	66149	
		66010-3403	—	—	—	—	66149	
		66010-3404	—	—	—	—	66149	
WESTERN STAR — 6900 Series (Long-Nose Severe-Service)								
—	6900 Series (Cab Shock) w/ O.E. Number	725470	—	—	—	—	66149	
—	Heritage Series (6964F, 6964S) Front Rear w/ Chalmers Air Beam Suspension Rear w/ Hendrickson Air Suspension Rear w/ Neway Air Suspension	37301-3404	—	—	65103	—	—	
		37301-3412	—	—	66878	—	—	
		37390-4402	—	—	65124	—	—	
		37390-4403	—	—	65124	—	—	
		35901-4403	—	—	—	65519	—	
		47902-8	—	—	—	65412	—	
		47902-13	—	—	—	65412	—	
		47902-24	—	—	—	65420	—	
		57905-1	—	—	—	65484	—	
		57905-2	—	—	—	65482	—	
		57905-3	—	—	—	65481	—	
		57985-1	—	—	—	65480	—	
		90044025	—	—	—	66710	—	
		90044907	—	—	—	66609	—	
—		Heritage Series (6964F, 6964S) (Cab Shock) w/ Link Cab Suspension	66010-3402	—	—	—	—	66149
			66010-3403	—	—	—	—	66149
			66010-3404	—	—	—	—	66149
WESTERN UNIT -“STABILAIRE” SUSPENSION								
—	Model 893T Trailer Suspension	—	—	74001	—	—	—	
—	Models TDA-202, 203, 206, 240, 241 & 243 Truck Drive Axle Suspension	—	—	74003	—	—	—	
—	Models TDA-204, 205 & 242 Truck Drive Axle Suspension	—	—	74001	—	—	—	
—	Models w/ O.E. Number	080370	—	74006	—	—	—	
		080600	—	74405	—	—	—	
		101030	—	74001	—	—	—	
		101364	—	74003	—	—	—	
		4939967	—	74029	—	—	—	